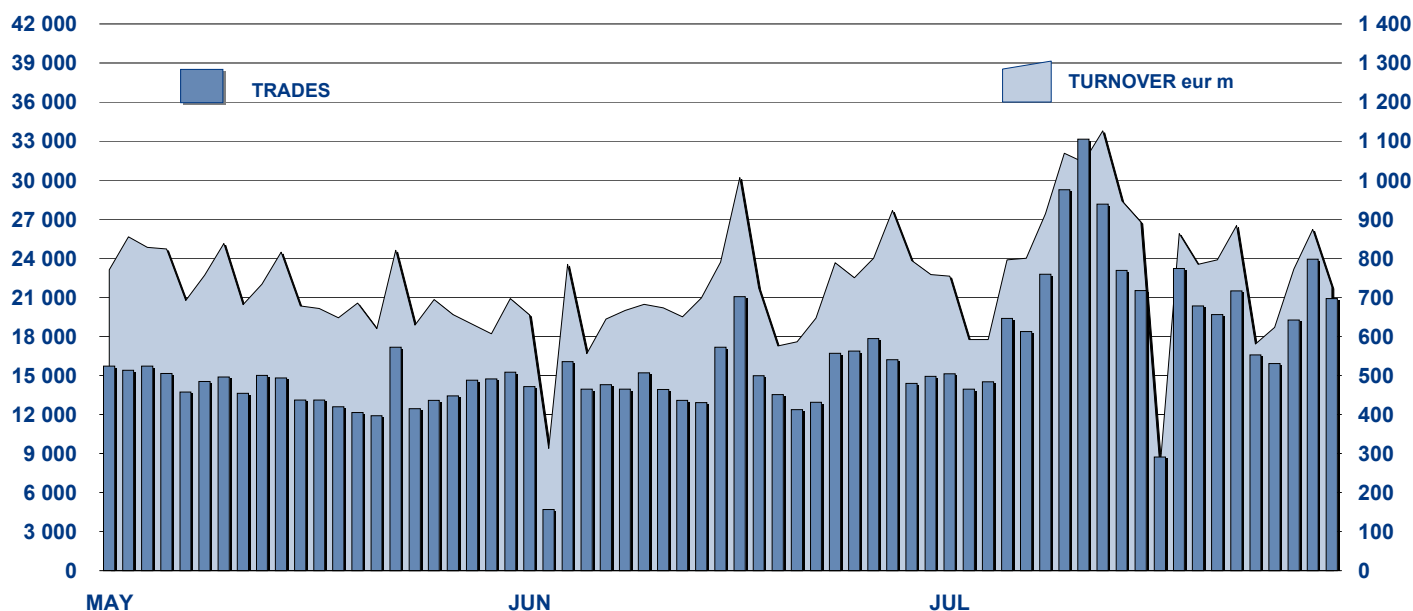


MOT DAILY TURNOVER



MAIN INDICATORS

LISTED BOND

TRADING

DEC 2010		JUNE 2011		JULY 2011		JUNE 2011		JULY 2011		JAN - JUL 2011	
LISTED	LISTED	NEW LISTED	LISTED	NEW LISTED	TRADES	TURNOVER	TRADES	TURNOVER	TRADES	TURNOVER	
END OF MONTH	END OF MONTH	BEGIN OF JAN 2011	END OF MONTH	BEGIN OF JAN 2011	number	eur m	number	eur m	number	eur m	

MARKET SEGMENTS

ITALIAN GOVERNMENT BONDS	98	100	20	100	23	219 229	13 593.4	345 229	15 050.6	1 678 596	98 380.7
BONDS	355	376	45	381	53	86 558	1 370.1	67 956	1 057.8	529 692	8 003.4
EUROBONDS and ABSs	270	315	64	313	67	15 305	500.7	16 053	583.0	112 251	3 502.1
TOTAL	723	791	129	794	143	321 092	15 464.2	429 238	16 691.4	2 320 539	109 886.2

ISSUERS

ITALIAN GOVERNMENT BONDS	98	100	20	100	23	219 229	13 593.4	345 229	15 050.6	1 678 596	98 380.7
EUROBONDS REPUBLIC OF ITALY	17	16	-	15	-	1 386	31.8	1 989	39.7	11 712	239.3
FOREIGN PUBLIC DEBT	149	161	20	160	21	7 058	233.0	8 058	337.8	53 210	1 601.6
SUPRANATIONAL ENTITIES	124	148	31	149	33	9 333	245.0	8 572	216.2	66 348	1 700.3
BANKS	319	350	55	356	64	73 098	1 209.8	52 560	881.3	428 281	6 896.6
CORPORATE (*)	14	15	3	14	2	10 982	151.0	12 830	165.8	82 303	1 066.0
ABS	2	1	-	-	-	6	0.1	-	-	89	1.9
TOTAL	723	791	129	794	143	321 092	15 464.2	429 238	16 691.4	2 320 539	109 886.2

(*) BOC and BOP are included

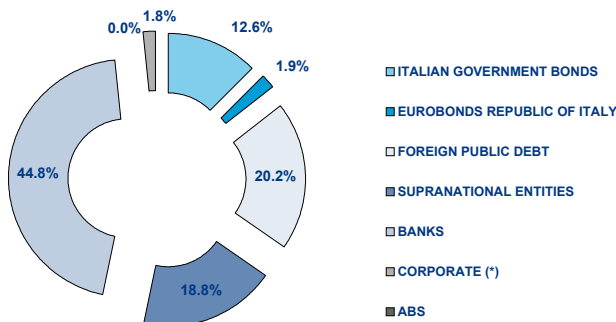
TYPE OF STRUCTURE

PLAIN VANILLA	334	384	78	383	82	46 727	903.2	43 358	936.6	325 500	6 356.3
STRUCTURED INTEREST RATE	180	196	20	199	24	34 529	670.5	24 875	442.2	183 455	3 035.4
INFLATION LINKED	57	55	4	54	5	9 955	152.5	6 440	125.5	58 873	1 032.1
INDEX LINKED	43	42	3	42	3	9 661	132.4	8 316	122.4	67 482	990.0
EQUITY LINKED	6	8	2	9	3	831	10.2	815	10.3	5 472	69.3
FUND LINKED	-	-	-	-	-	-	-	-	-	-	-
COMMODITY LINKED	2	2	1	3	2	152	2.1	198	3.7	1 129	21.9
CURRENCY LINKED	3	4	1	4	1	8	0.1	7	0.2	32	0.5

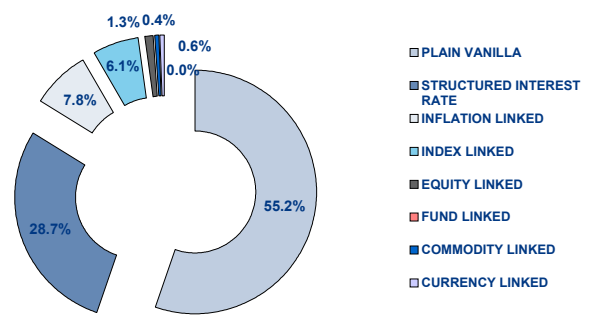
ITALIAN GOVERNMENT BONDS	98	100	20	100	23	219 229	13 593.4	345 229	15 050.6	1 678 596	98 380.7
TOTAL	723	791	129	794	143	321 092	15 464.2	429 238	16 691.4	2 320 539	109 886.2

FOCUS ON LISTED BONDS - END OF MONTH

LISTED BY ISSUERS



LISTED BY TYPE OF STRUCTURE



Italian Government Bonds are not included

ISSUERS - MOST TRADED BONDS IN TERMS OF TURNOVER

ITALIAN GOVERNMENT BONDS - July 2011				FOREIGN PUBLIC DEBT - July 2011			
ISIN	DESC	eur m	TRADES	ISIN	DESC	eur m	TRADES
IT0004695075	B.T.P. 11/21 TIT CED TF 4.75% EUR	1 168.67	12 257	DE0001135416	BUND 10/20 TIT CED TF 2,25% EUR	36.81	579
IT0003934657	B.T.P. 05/37 TIT CED TF 4.00% EUR	608.76	25 412	DE0001135408	BUND 10/20 TIT CED TF 3% EUR	27.41	384
IT0004620305	C.C.T. EU 15/06/2010 - 15/12/2015 TIT CED TV I	605.53	11 853	DE0001135432	BUND 10/42 TIT CED TF 3,25% EUR	22.44	267
IT0004712748	B.T.P. 15/04/2011 - 15/04/2016 TIT CED TF 3.75	494.57	6 838	DE0001137305	SCHATZ 10/12 TIT CED TF 0,5% EUR	17.11	127
IT0003618383	B.T.P. 04/14 TIT CON CED TF 4,25% EUR	485.41	13 914	DE0001135424	BUND 10/21 TIT CED TF 2,5% EUR	16.00	187

EUROBONDS REPUBLIC OF ITALY - July 2011				SUPRANATIONAL ENTITIES - July 2011			
ISIN	DESC	eur m	TRADES	ISIN	DESC	eur m	TRADES
US465410BG26	REP OF ITALY 03/33 TIT CED TF 5,375% USD	21.14	1 277	XS0495347287	B.E.I. 10/15 TIT CED TF 2,5% EUR	10.72	260
US465410BW75	REP OF ITALY 10/13 TIT CED TF 2,125% USD	3.58	24	XS0587030361	B.E.I. 11/14 TIT CED TF 2,125% EUR	9.73	158
XS0453097205	INST DE CRED OF 09/15 TIT CEDOLE TV EUR	3.48	75	IT0006571829	B.E.I. 04/15 MULTI COUP EUR	7.93	411
XS0098449456	REP OF ITALY 99/29 TIT CEDOLE TV EUR	3.44	277	XS0505157965	B.E.I. 10/30 TIT CED TF 4% EUR	7.53	187
US465410AH18	REP OF ITALY 93/23 TIT CED TF 6,875% USD	2.17	89	XS0290050524	B.E.I. 07/24 TIT CED TF 4,125% EUR	7.01	168

BANKS - July 2011				CORPORATE - July 2011			
ISIN	DESC	eur m	TRADES	ISIN	DESC	eur m	TRADES
IT0004720436	MEDIOBANCA 11/21 TIT CED TV SUB EUR	147.01	5 155	IT0004576978	ENEL 10/16 TIT CED TF 3.50% EUR	35.92	3 440
IT0004645542	MEDIOBANCA 10/20 TIT CED TF 5% SUB EUR	20.15	1 488	IT0004503766	ENI 09/15 TIT CED TV EUR	23.98	1 816
IT0006703208	BARCLAYS BANK 09/19 TIT CED TF 6.00% EUF	15.64	233	IT0004503717	ENI 09/15 TIT CED TF 4.00% EUR	19.73	1 606
NL0009062215	RBS 09/19 MULTI COUPON EUR	13.93	567	IT0004292691	ENEL 07/15 TIT CED TV EUR	19.43	1 396
IT0006664137	DEUTSCHE BANK AG 08/14 M COUP EUR	13.33	705	IT0004576994	ENEL 10/16 TIT CED TV EUR	17.79	1 661

TYPE OF STRUCTURE - MOST TRADED BONDS IN TERMS OF TURNOVER

PLAIN VANILLA - July 2011				STRUCTURED INTEREST RATE - July 2011			
ISIN	DESC	eur m	TRADES	ISIN	DESC	eur m	TRADES
DE0001135416	BUND 10/20 TIT CED TF 2,25% EUR	36.81	579	IT0004720436	MEDIOBANCA 11/21 TIT CED TV SUB EUR	147.01	5 155
IT0004576978	ENEL 10/16 TIT CED TF 3.50% EUR	35.92	3 440	NL0009062215	RBS 09/19 MULTI COUP EUR	13.93	567
DE0001135408	BUND 10/20 TIT CED TF 3% EUR	27.41	384	IT0006714429	SOC GENERALE 10/15 MULTI COUP EUR	11.05	197
IT0004503766	ENI 09/15 TIT CED TV EUR	23.98	1 816	IT0004307986	DEXIA CREDIOP 08/12 MULTI COUP EUR	9.39	630
DE0001135432	BUND 10/42 TIT CED TF 3,25% EUR	22.44	267	IT0004669120	MEDIOBANCA 10/15 TIT CED TV USD	8.79	280

INFLATION LINKED - July 2011				INDEX LINKED - July 2011			
ISIN	DESC	eur m	TRADES	ISIN	DESC	eur m	TRADES
IT0004096415	MEDIOBANCA 08/12 TIT CED TV EUR	11.54	444	IT0006664137	DEUTSCHE BANK AG 08/14 M COUP EUR	13.33	705
IT0006673401	BARCLAYS BANK 08/13 MULTI COUP EUR	8.81	336	IT0004464407	MEDIOBANCA 09/15 MULTI COUPON EUR	9.40	473
IT0004357429	BANCA IMI 08/12 TIT CED TV EUR	8.65	245	IT0004176787	DEXIA CREDIOP 07/12 TIT CED TV EUR	8.70	649
IT0004124068	MEDIOBANCA 08/12 TIT CED TV EUR	6.49	333	IT0004452386	MEDIOBANCA 09/15 MULTI COUP EUR	8.05	366
IT0003793525	DEXIA CREDIOP 05/15 TIT CED TV EUR	6.29	549	IT0004218688	DEXIA CREDIOP 07/12 TIT CED TV EUR	6.09	443

EQUITY LINKED - July 2011				COMMODITY LINKED - July 2011			
ISIN	DESC	eur m	TRADES	ISIN	DESC	eur m	TRADES
IT0004397292	BANCA IMI 08/14 MULTI COUP EUR	3.15	240	IT0003933154	MEDIOBANCA 05/11 ONE COUPON EUR	2.60	99
IT0006664459	DEUTSCHE BANK AG 08/14 M COUP EUR	3.03	219	XS0638296920	BANK OF AMERICA 11/18 M COUP EUR	1.06	91
IT0006719956	MACQUARIE STR SEC EU 11/17 M COUP EUR	1.36	111	IT0006720129	BARCLAYS BANK 11/16 TIT CED TV EUR	0.06	8
DE000UB8DSR5	UBS AG 11/17 MULTI COUPON EUR	1.17	70				
IT0006719584	MACQUARIE STR PROD EU 11/17 M COUP EU	0.69	89				

News

In July 2 bonds issued by The Royal Bank of Scotland Plc, 2 by Banco Popolare Società Cooperativa, 1 by Barclays Bank Plc, 2 by UBS AG, 1 by Mediobanca S.p.A., 2 by the European Financial Stability Facility (EFSF), 3 Italian and 1 French government bonds were listed on MOT market.

Markets Analysis

Piazza Affari, 6 - 20123 Milano
 T +39 02 72426.478 | Fax +39 02 8646.4323
 e-mail: research@borsaitaliana.it
 www.borsaitaliana.it



The publication of this document does not represent solicitation, by Borsa Italiana S.p.A., of public saving and is not to be considered as a recommendation by Borsa Italiana as to the suitability of the investment, if any, herein described. This document has not to be considered complete and it is meant for information and discussion purposes only. Borsa Italiana accepts no liability, arising, without limitation to the generality of the foregoing, from inaccuracies and/or mistakes, for decisions and/or actions taken by any party based on this documents. Trademarks Borsa Italiana and Borsa Italiana's logo, IDEM, MOT, MTA, STAR, SeDeX, MIB, IDEX, Bit Club, Academy, MifFIB, DDM, EuroMOT, Market Connect, NIS, Borsa Virtuale, ExtraMOT, MIV are owned by Borsa Italiana S.p.A. FTSE is a registered trademark of London Stock Exchange plc and The Financial Times Limited and is used by FTSE International Limited under licence. London Stock Exchange, the coat of arms device and AIM are a registered trade mark of London Stock Exchange plc. The above trademarks and any other trademark owned by the London Stock Exchange Group cannot be used without express written consent by the Company having the ownership of the same. Borsa Italiana S.p.A. and its subsidiaries are subject to direction and coordination of London Stock Exchange Group Holdings (Italy) Ltd - Italian branch. © July 2011 Borsa Italiana S.p.A. All rights reserved.