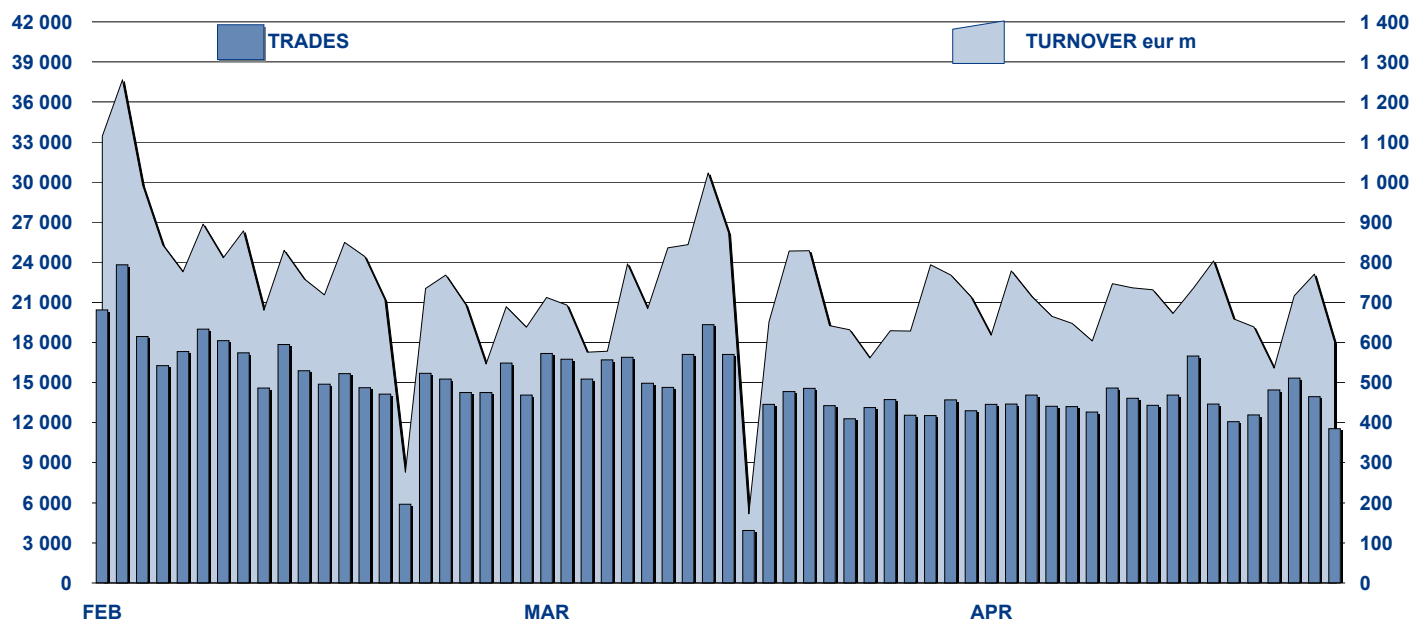


MOT DAILY TURNOVER



MAIN INDICATORS

LISTED BOND

TRADING

DEC 2010		MARCH 2011		APRIL 2011		MARCH 2011		APRIL 2011		JAN-APR 2011	
LISTED	LISTED	NEW LISTED	LISTED	NEW LISTED	TRADES	TURNOVER	TRADES	TURNOVER	TRADES	TURNOVER	
End of month	End of month	begin of JAN 2011	End of month	begin of JAN 2011	number	eur m	number	eur m	number	eur m	

MARKET SEGMENTS

ITALIAN GOVERNMENT BONDS	98	99	10	101	15	236 675	14 391.3	174 878	11 598.9	902 227	55 651.0
BONDS	355	362	15	369	25	81 015	1 169.7	68 990	1 051.0	291 902	4 314.1
EUROBONDS and ABSs	270	301	42	301	44	16 154	519.3	15 118	441.0	63 990	1 937.4
TOTAL	723	762	67	771	84	333 844	16 080.3	258 986	13 090.9	1 258 119	61 902.5

ISSUERS

ITALIAN GOVERNMENT BONDS	98	99	10	101	15	236 675	14 391.3	174 878	11 598.9	902 227	55 651.0
EUROBONDS REPUBLIC OF ITALY	17	16	-	16	-	1 767	33.7	1 486	26.9	6 751	132.1
FOREIGN PUBLIC DEBT	149	160	15	160	16	7 795	233.3	7 248	173.0	31 083	866.1
SUPRANATIONAL ENTITIES	124	145	24	143	24	10 720	267.5	8 855	239.1	38 190	955.5
BANKS	319	327	17	336	28	63 569	988.7	56 859	922.3	232 487	3 696.1
CORPORATE (*)	14	14	1	14	1	13 311	165.6	9 648	130.5	47 302	599.9
ABS	2	1	-	1	-	7	0.0	12	0.2	79	1.7
TOTAL	723	762	67	771	84	333 844	16 080.3	258 986	13 090.9	1 258 119	61 902.5

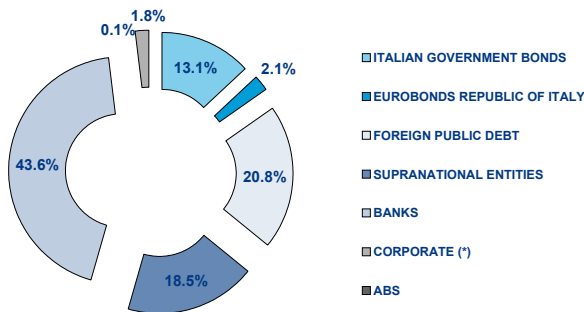
(*) BOC and BOP are included

TYPE OF STRUCTURE

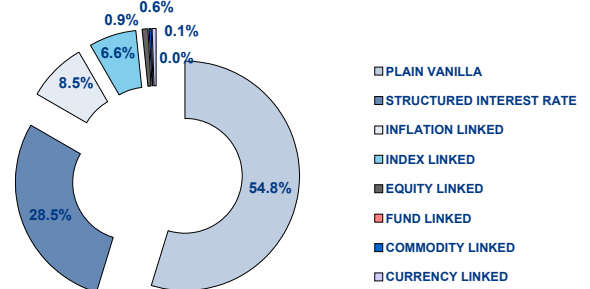
PLAIN VANILLA	334	364	45	367	51	50 642	989.6	44 089	862.5	184 826	3 558.5
STRUCTURED INTEREST RATE	180	186	7	191	12	26 475	374.2	21 906	332.2	97 722	1 512.4
INFLATION LINKED	57	58	3	57	3	9 327	173.0	7 436	131.3	32 428	580.1
INDEX LINKED	43	43	1	44	2	9 878	141.0	10 003	156.2	37 623	552.4
EQUITY LINKED	6	6	-	6	-	704	8.7	549	6.4	2 590	33.3
FUND LINKED	-	-	-	-	-	-	-	-	-	-	-
COMMODITY LINKED	2	2	-	1	-	140	2.4	121	3.4	695	14.8
CURRENCY LINKED	3	4	1	4	1	3	0.1	4	0.1	8	0.1
ITALIAN GOVERNMENT BONDS	98	99	10	101	15	236 675	14 391.3	174 878	11 598.9	902 227	55 651.0
TOTAL	723	762	67	771	84	333 844	16 080.3	258 986	13 090.9	1 258 119	61 902.5

FOCUS ON LISTED BONDS - END OF MONTH

LISTED BY ISSUERS



LISTED BY TYPE OF STRUCTURE



Italian Government Bonds are not included

ISSUERS - MOST TRADED BONDS IN TERMS OF TURNOVER

ITALIAN GOVERNMENT BONDS - April 2011				FOREIGN PUBLIC DEBT - April 2011			
ISIN	DESC	eur m	TRADES	ISIN	DESC	eur m	TRADES
IT0004695075	B.T.P. 11/21 T. CON CED TF 4.75% EUR	735.46	4 851	DE0001135408	BUND 10/20 T. CON CED TF 3% EUR	20.34	261
IT0004620305	C.C.T. EU 15/06/2010 - 15/12/2015 T. CON CED TV EL	639.08	7 619	DE0001135291	BUND 05/16 T. CON CED TF 3.5% EUR	11.30	55
IT0004652175	C.C.T. EU 15/10/2010 - 15/10/2017 T. CON CED TV EU	593.00	6 384	DE0001137297	SCHATZ 10/12 T. CON CED TF 1% EUR	7.34	50
IT0003934657	B.T.P. 05/37 T. CON CED TF 4.00% EUR	470.25	12 008	GR0124018525	GGB 02/12 T. CON CED TF 5.25% EUR	7.17	777
IT0004634132	BTP 10/21 T. CON CED TF 3,75% EUR	433.08	5 236	DE0001135416	BUND 10/20 T. CON CED TF 2,25% EUR	6.37	144
EUROBONDS REPUBLIC OF ITALY - April 2011				SUPRANATIONAL ENTITIES - April 2011			
ISIN	DESC	eur m	TRADES	ISIN	DESC	eur m	TRADES
US465410BG26	REP OF ITALY 03/33 T. CON CED TF 5,375% USD	12.88	867	EU000A1G0AA6	EUR FIN STAB FAC 11/16 TF 2.75% EUR	19.58	283
XS0098449456	REP OF ITALY 99/29 T. CON CED TV EUR	4.21	276	XS0543366164	B.E.I. 10/15 T. CON CED TF 8% TRY	11.75	287
XS0453097205	INST DE CREDITO OF. 09/15 T. CON CED TV EUR	3.23	65	XS0290050524	B.E.I. 07/24 T. CON CED TF 4.125% EUR	10.30	360
US465410BN76	REP OF ITALY 05/15 T. CON CED TF 4,50% USD	1.85	90	XS0215301580	B.E.I. 05/15 T. CON CED TF 9.625% TRY	10.29	230
US465410AH18	REP OF ITALY 93/23 T. CON CED TF 6,875% USD	1.12	50	XS0356222173	B.E.I. 08/18 T. CON CED TF 9% ZAR	10.27	162
BANKS - April 2011				CORPORATE - April 2011			
ISIN	DESC	eur m	TRADES	ISIN	DESC	eur m	TRADES
IT0004698178	DEXIA CREDIOP 11/16 T. CON CED TF 4.85% EUR	125.64	5 404	IT0004576978	ENEL 10/16 T. CON CED TF 3.50% EUR	34.86	3 266
IT0004291172	MEDIOBANCA 08/14 MULTI COUPON EUR	45.32	2 017	IT0004292691	ENEL 07/15 T. CON CED TV EUR	25.97	1 309
IT0004669138	MEDIOBANCA 10/15 T. CON CED TV EUR	27.18	834	IT0004576994	ENEL 10/16 T. CON CED TV EUR	22.77	1 725
IT0004645542	MEDIOBANCA 10/20 T. CON CED TF 5% SUB EUR	26.63	1 827	IT0004503766	ENI 09/15 T. CON CED TV EUR	15.07	1 084
IT0004307986	DEXIA CREDIOP 08/12 MULTI COUPON EUR	26.31	1 370	IT0004503717	ENI 09/15 T. CON CED TF 4.00% EUR	10.87	816

TYPE OF STRUCTURE - MOST TRADED BONDS IN TERMS OF TURNOVER

PLAIN VANILLA - April 2011				STRUCTURED INTEREST RATE - April 2011			
ISIN	DESC	eur m	TRADES	ISIN	DESC	eur m	TRADES
IT0004698178	DEXIA CREDIOP 11/16 T. CON CED TF 4.85% EUR	125.64	5 404	IT0004669138	MEDIOBANCA 10/15 T. CON CED TV EUR	27.18	834
IT0004576978	ENEL 10/16 T. CON CED TF 3.50% EUR	34.86	3 266	IT0004307986	DEXIA CREDIOP 08/12 MULTI COUP EUR	26.31	1 370
IT0004645542	MEDIOBANCA 10/20 T. CON CED TF 5% SUB EUR	26.63	1 827	IT0004669120	MEDIOBANCA 10/15 T. CON CED TV USD	18.80	579
IT0004292691	ENEL 07/15 TITOLO CON CEDOLE TV EUR	25.97	1 309	IT0006571829	B.E.I. 04/15 MULTI COUPON EUR	9.45	381
IT0004576994	ENEL 10/16 TITOLO CON CEDOLE TV EUR	22.77	1 725	NL0009062215	RBS 09/19 MULTI COUPON EUR	9.19	598
INFLATION LINKED - April 2011				INDEX LINKED - April 2011			
ISIN	DESC	eur m	TRADES	ISIN	DESC	eur m	TRADES
IT0004096415	MEDIOBANCA 06/12 T. CON CED TV EUR	16.34	639	IT0004291172	MEDIOBANCA 08/14 MULTI COUP EUR	45.32	2 017
IT0004124068	MEDIOBANCA 06/12 T. CON CED TV EUR	7.71	496	IT0004375736	BANCA IMI 08/14 MULTI COUPON EUR	10.01	517
IT0004357429	BANCA IMI 08/12 T. CON CED TV EUR	7.20	378	IT0004429202	BANCA IMI 09/15 MULTI COUPON EUR	6.98	387
IT0004332240	DEXIA CREDIOP 08/12 MULTI COUPON EUR	7.10	489	IT0004238314	DEXIA CREDIOP 07/11 MULTI COUP EUR	6.92	432
IT0004062656	MEDIOBANCA 06/11 T. CON CED TV EUR	6.60	266	IT0006636218	MORGAN STANLEY 07/13 ONE COUP EUR	6.40	388
EQUITY LINKED - April 2011				COMMODITY LINKED - April 2011			
ISIN	DESC	eur m	TRADES	ISIN	DESC	eur m	TRADES
IT0004397292	BANCA IMI 08/14 MULTI COUPON EUR	3.77	278	IT0003933154	MEDIOBANCA 05/11 ONE COUPON EUR	2.10	77
IT0006664459	DEUTSCHE BANK AG 08/14 MULTI COUPON EUR	1.92	175	IT0006607474	BERS 06/11 ONE COUP EUR	1.33	44
IT0001278941	CENTROBANCA 98/13 MULTI COUPON ITL	0.37	64				
IT0006707811	BARCLAYS BANK 09/14 MULTI COUPON EUR	0.15	17				
IT0006707803	BARCLAYS BANK 09/15 MULTI COUPON EUR	0.13	10				

News

In April 1 bond issued by The Royal Bank of Scotland N.V., 2 by Banca IMI S.p.A., 2 by UBS AG, 1 by Société Générale, 3 by Barclays Bank PLC, 1 by Mediobanca S.p.A., 1 by Banca di Monastier e del Sile Credito Cooperativo, 5 Italian government bonds and 1 by German Federal Republic were listed on MOT market.

Markets Analysis

Piazza Affari, 6 - 20123 Milano

T +39 02 72426.478 | Fax +39 02 8646.4323

e-mail: research@borsaitaliana.it

www.borsaitaliana.it



Borsa Italiana

London Stock Exchange Group

The publication of this document does not represent solicitation, by Borsa Italiana S.p.A., of public saving and is not to be considered as a recommendation by Borsa Italiana as to the suitability of the investment, if any, herein described.

This document has not to be considered complete and it is meant for information and discussion purposes only. Borsa Italiana accepts no liability, arising, without limitation to the generality of the foregoing, from inaccuracies and/or mistakes, for decisions and/or actions taken by any party based on this documents.

Trademarks Borsa Italiana and Borsa Italiana's logo, IDEM, MOT, IFA, STAR, SecheK, MIS, IDEK, Bit Club, Academy, MinFiB, DDM, EuroMOT, Market Connect, NIS, Borsa Virtuale, ExtraMOT, MiV are owned by Borsa Italiana S.p.A.

FTSE is a registered trademark of London Stock Exchange plc and The Financial Times Limited and is used by FTSE International Limited under licence.

London Stock Exchange, the coat of arms device and AIM are a registered trade mark of London Stock Exchange plc.

The above trademarks and any other trademark owned by the London Stock Exchange Group cannot be used without express written consent by the Company having the ownership of the same.

Borsa Italiana S.p.A. and its subsidiaries are subject to direction and coordination of London Stock Exchange Group Holdings (Italy) Ltd - Italian branch.

© April 2011 Borsa Italiana S.p.A. All rights reserved.