

# ETFplus Monitor

**Q4 2020**

October – December



**London**

Stock Exchange Group

# Contents

---

## ETFplus

---

Q4 News	page 3
---------	--------

---

New listings on Italian market	page 4
--------------------------------	--------

---

Trades	page 5
--------	--------

---

Liquidity – Spread	page 6
--------------------	--------

---

AUM in Italy and Net Inflow	page 7
-----------------------------	--------

---

# Q4 News

## **ETFplus market Milestone– Q4 2020**

- 4 new issuers on ETFplus: Credit Suisse Asset Management, HANetf ETC, Rize ETF and Tabula AM, for a total of 25 issuers of ETPs.
- 43 new instruments (40 ETFs and 3 ETCs) listed in Q4, for a total of 134 new instruments listed in 2020.
- 1334 instruments (1116 ETFs and 218 ETCs/ETNs) available on ETFplus market at the end of December.

## **AUM / Net inflow in Italy – Q4 2020**

- New record for the ETFplus AUM, which achieved €101.59bn (+15.11% vs December 2019).
- In the Q4 the net inflow reached €2.35bn, for a total of €10.80 in 2020.

## **Trades – Q4 2020**

- Q4 turnover: €29.41bn with more than 2.04m trades. New record for 2020 turnover and trades, respectively equal to €132.11bn (+24.92% vs FY 2019) and 8.61m trades (+71.69% vs FY 2019).
- At the end of December, the average daily number of trades in 2020 amounted to 34,790 (+69.67% vs FY 2019), meanwhile the average daily turnover in 2020 reached €518.08m (+23.44% vs FY 2019).
- €884.79m traded with RFQ functionality in Q4 2020, for a total of €7.55bn in 2020.

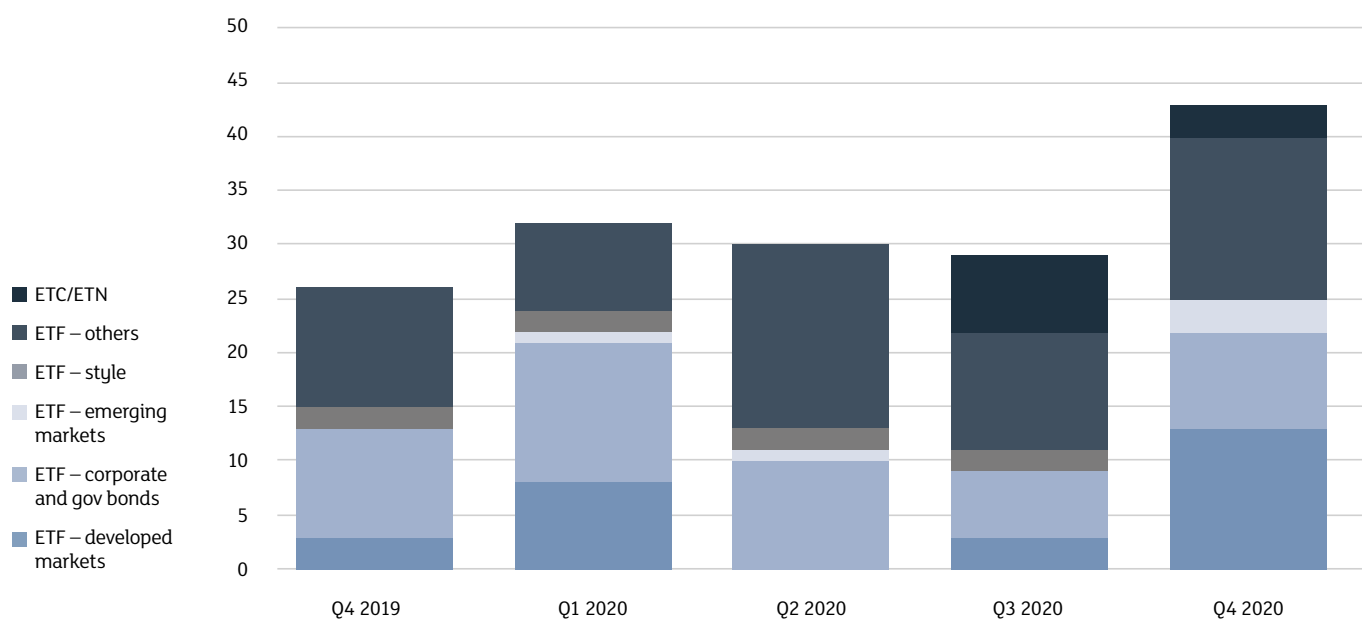
## **Sustainable instruments: focus**

- 25 new ESG ETFs in Q4 (20 equity + 5 fixed income), for a total of 71 new ESG ETFs in 2020 and 188 instruments available at the end of December.
- AUM: €12.05bn at the end of December (+258.68% vs December 2019).
- Inflow: €7.05bn in 2020 (+296.30% vs FY 2019).

## **News from ETFplus market**

- First two ETFs on hybrid bonds of European non-financial companies.
- One ETF on Green Bonds.
- First actively managed Shariah compliant global equities ETF.

# New listings on Italian market

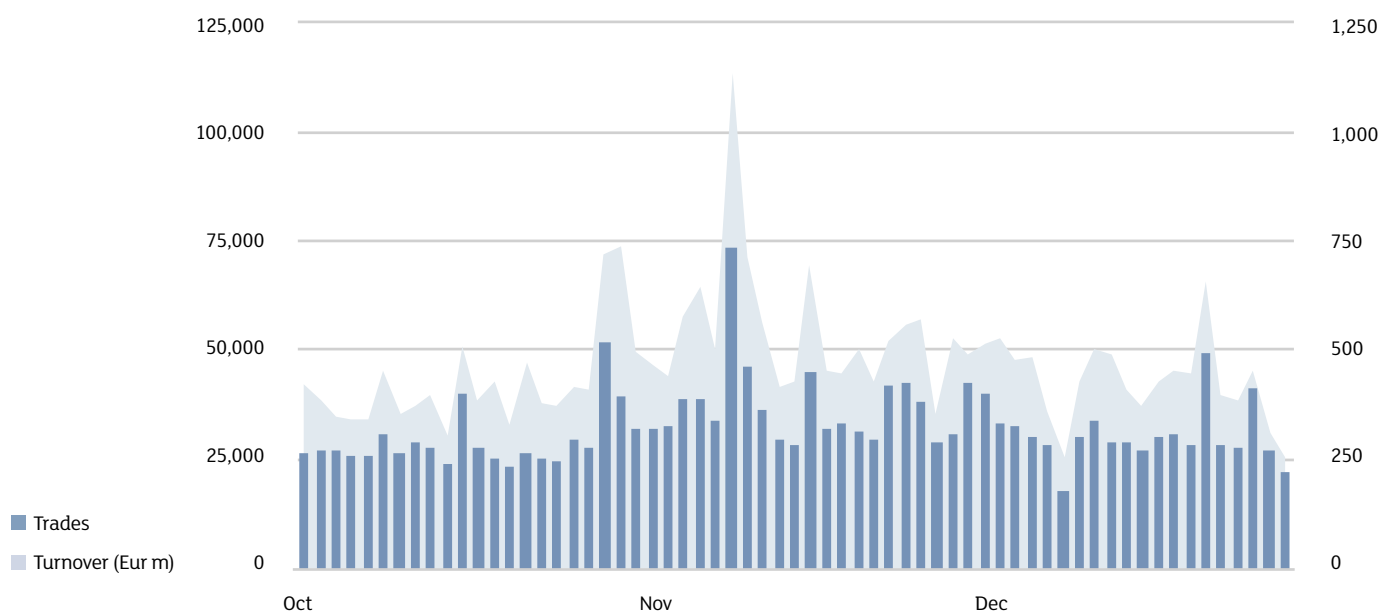


## New listings – Q4 2020

ETF	
Corporate Bond - High Yield	2
Corporate Bond - Ex Euro	1
Corporate Bond - Euro	1
Government Bonds - Ex Euro	1
Equity Sectors (Developed)	1
Equity World	4
Multi Asset	8
Equity Europe - Regional	4
Inflation	1
Equity Emerging - World	3
Equity Thematic	6
Aggregate Bond	1
Equity North America	4
Equity Pacific	1
Government Bonds - Emerging	2
ETC/ETN	
ETC Leveraged 3x	2
ETC Leveraged Short 3x	1
<b>Total Q4 2020</b>	<b>43</b>
<b>Total new listings (ETF+ETC/ETN) year 2020</b>	<b>134</b>
<b>Listed 30.12.2020</b>	<b>1.334</b>

Source: Markets Analysis – London Stock Exchange Group.

# Trades



Daily average	Q4 2020	Var. % Q4 2019	2020	Var. % 2019
---------------	---------	----------------------	------	----------------

## ETF

Trades	22,468	77.5%	21,042	68.6%
Turnover (Eur m)	363.7	16.4%	394,2	15.4%

## ETC/ETN

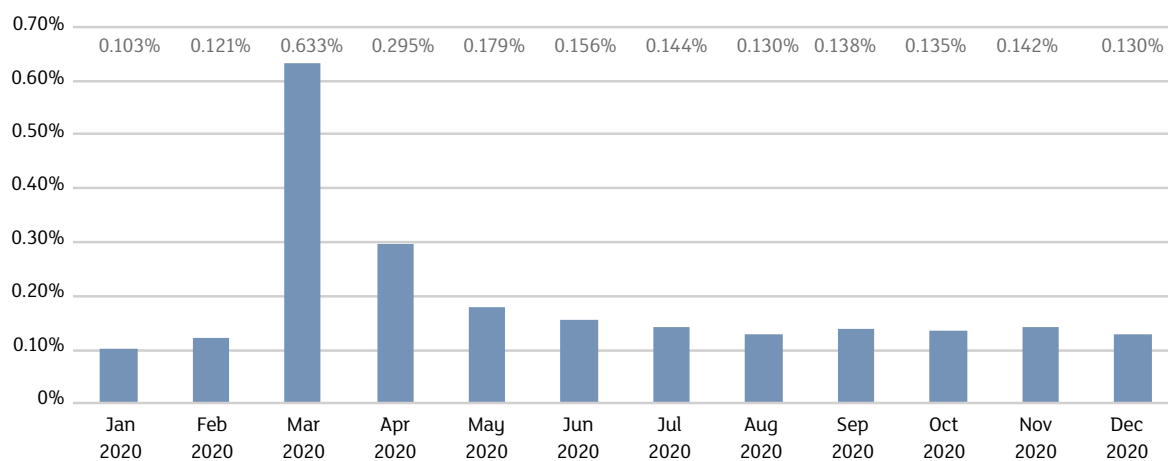
Trades	9,947	22.8%	13,748	71.4%
Turnover (Eur m)	103.2	27.4%	123.9	58.5%

Source: Markets Analysis – London Stock Exchange Group.

# Liquidity – Spread

	ETF Developed market	ETF Corporate government bond	ETF Emerging markets	ETF Style	ETF Others
Jan 2020	0.079%	0.079%	0.079%	0.079%	0.079%
Feb 2020	0.096%	0.096%	0.096%	0.096%	0.096%
Mar 2020	0.386%	0.386%	0.386%	0.386%	0.386%
Apr 2020	0.163%	0.163%	0.163%	0.163%	0.163%
May 2020	0.110%	0.110%	0.110%	0.110%	0.110%
Jun 2020	0.106%	0.106%	0.106%	0.106%	0.106%
Jul 2020	0.100%	0.100%	0.100%	0.100%	0.100%
Ago 2020	0.089%	0.089%	0.089%	0.089%	0.089%
Sep 2020	0.097%	0.097%	0.097%	0.097%	0.097%
Oct 2020	0.094%	0.133%	0.177%	0.205%	0.217%
Nov 2020	0.098%	0.132%	0.192%	0.238%	0.245%
Dec 2020	0.095%	0.119%	0.191%	0.215%	0.211%

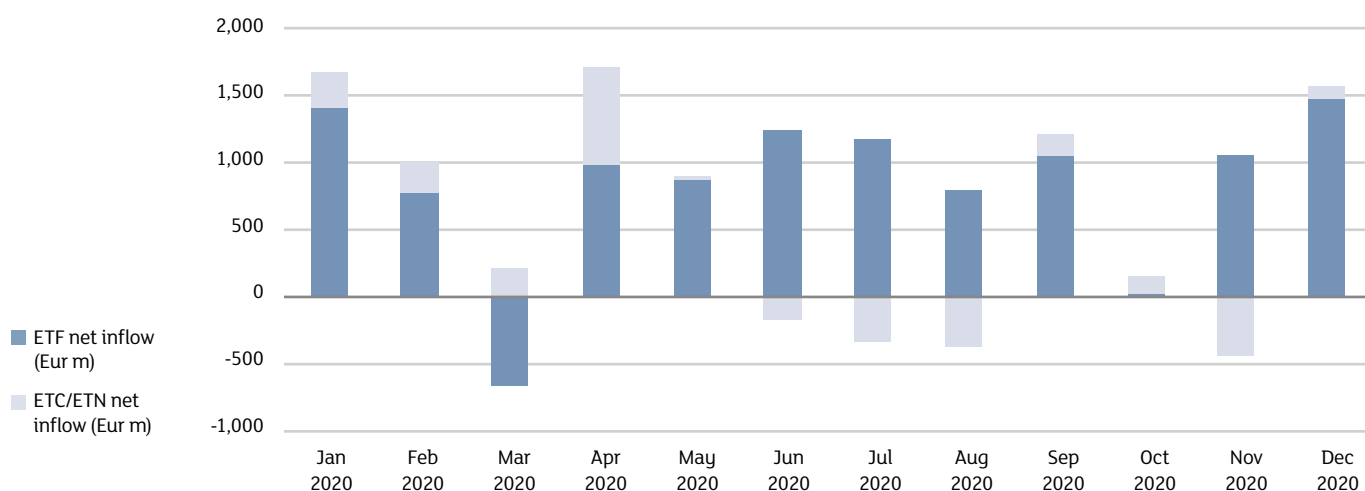
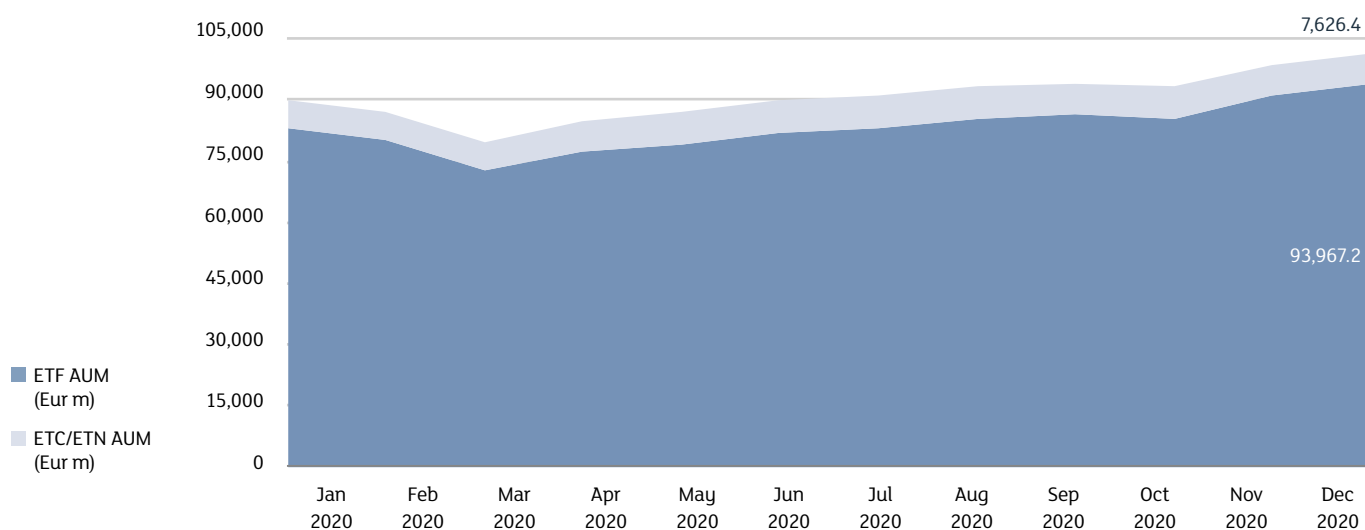
## Market spread



Source: Markets Analysis – London Stock Exchange Group.

**SPREAD:** It is the implicit cost that an investor incurs when buying and selling at the same moment a financial instrument at best bid and ask prices (it is calculated as the difference between best bid and ask prices divided by the mid quote).

# AUM in Italy and Net Inflow



	AUM Dec 2020 (Eur m)	Var, % Dec 2019
ETF	93,967.2	15.2%
ETC/ETN	7,626.4	13.8%
Total	101,593.6	15.1%

	Net inflow Q4 2020 (Eur m)	Net inflow Q3 2020 (Eur m)	Net inflow 2020 (Eur m)
ETF	2,563.3	3,027.1	10,240.8
ETC/ETN	-213.9	-523.8	555.2
Total	2,349.4	2,503.2	10,796.0

Source: Markets Analysis – London Stock Exchange Group.

# Annex 1 – New listings on Italian market: details about ETF

AREA	ISSUER	INSTRUMENT	ISIN	TRADING CODE	BENCHMARK
EQUITY THEMATIC	BNP PARIBAS EASY	BNPP ECPI GLB ESG BLUE ECONOMY UCITS ETF	LU2194447293	OCEAN	ECPI GLOBAL ESG BLUE ECONOMY (NR) INDEX
EQUITY NORTH AMERICA	MULTI UNITS LUXEMBOURG	LYXOR MSCI USA CLIMATE CHANGE UCITS ETF	LU2055175025	CLUS	MSCI USA CLIMATE CHANGE NET TOTAL RETURN INDEX
EQUITY EMERGING - WORLD	HSBC ETFS	HSBC EMERGING MARK SUSTAIN EQU UCITS ETF	IE00BKY59G90	HSEM	FTSE EMERGING ESG LOW CARBON SELECT INDEX
EQUITY THEMATIC	VANECK VECTORS UCITS ETFS PLC	VANECK VECTOR SEMICONDUCTOR UCITS ETF	IE00BMC38736	SMH	MVIS US SEMICONDUCTOR 10% CAPPED INDEX
MULTI ASSET	VANGUARD FUNDS	VANGUARD LIFESTRATEG 40% EQU UCITS ETF D	IE00BMVB5N38	VNGD40	
MULTI ASSET	VANGUARD FUNDS	VANGUARD LIFESTRATEG 80% EQU UCITS ETF A	IE00BMVB5R75	VNGA80	
EQUITY THEMATIC	LEGAL & GENERAL UCITS ETF	L&G CLEAN ENERGY UCITS ETF	IE00BK5BCH80	RENEW	SOLACTIVE CLEAN ENERGY INDEX NTR
EQUITY EUROPE - REGIONAL	MULTI UNITS LUXEMBOURG	LYXOR S&P EUROPE PARIS CLIMA UCITS ETF A	LU2198884491	PABEU	S&P EUROPE LARGEMIDCAP PARIS-ALIGNED CLIMATE
MULTI ASSET	VANGUARD FUNDS	VANGUARD LIFESTRATEG 60% EQU UCITS ETF D	IE00BMVB5Q68	VNGD60	
GOVERNMENT BONDS - EMERGING	LEGAL & GENERAL UCITS ETF	L&G ESG CHINA CNY BOND UCITS ETF	IE00BLRPQL76	DRGN	J.P. MORGAN CHINA CUSTOM LIQUID ESG CAPPED INDEX
EQUITY NORTH AMERICA	MULTI UNITS LUXEMBOURG	LYXOR S&P500 PARIS CLIMA UCITS ETF A USD	LU2198883410	PABUS	S&P 500 PARIS-ALIGNED CLIMATE INDEX
EQUITY EMERGING - WORLD	MULTI UNITS LUXEMBOURG	LYXOR MSCI EM CLIMATE CHANGE UCITS ETF	LU2056738144	CLEM	MSCI EMERGING MARKETS CLIMATE CHANGE NTR
GOVERNMENT BONDS - EX EURO	XTRACKERS (IE)	XTRACKERS US TREA ULT SHO BOND UCITS ETF	IE00BM97MR69	XT01	FTSE US TREASURY SHORT DURATION INDEX
EQUITY EUROPE - REGIONAL	AMUNDI INDEX SOLUTIONS	AMUNDI MSCI EUROPE SRI UCITS ETF DR D	LU2059756598	EDSRI	MSCI EUROPE SRI FILTERED EX FOSSIL FUELS
EQUITY THEMATIC	HANETF ICAV	CLIMA GLB DECARBONIS ENABLERS UCITS ETF	IE00BNC1F287	CLMA	CLIMA GLOBAL DECARBONISATION ENABLERS INDEX
EQUITY WORLD	MULTI UNITS LUXEMBOURG	LYXOR MSCI WORLD CLIMA CHANGE UCITS ETF	LU2056739464	CLWD	MSCI WORLD CLIMATE CHANGE INDEX
EQUITY NORTH AMERICA	MULTI UNITS LUXEMBOURG	LYXOR S&P 500 UCITS ETF HEDGED ACC	LU0959211326	SPHC	S&P 500 DAILY EURO HEDGED TRN
EQUITY PACIFIC	HSBC ETFS	HSBC ASIA PACIF EX JP SUST EQU UCITS ETF	IE00BKY58G26	HSXD	FTSE ASIA PACIFIC EX JAPAN ESG LOW CARBON SELECT
EQUITY NORTH AMERICA	XTRACKERS (IE)	XTRACKERS MSCI USA UCITS ETF EUR H	IE00BG04M077	XD9E	MSCI TRN USA INDEX
EQUITY THEMATIC	HANETF ICAV	DIGITAL INFRASTR AND CONNECTIV UCITS ETF	IE00BL643144	DIGI	TEMATICA BITA DIGITAL INFRASTRUCTURE INDEX
INFLATION	TABULA ICAV	TABULA US ENHANCED INFLA UCITS ETF EUR H	IE00BKX90X67	TINE	BLOOMBERG BARCLAYS US ENHANCED INFLATION INDEX
EQUITY WORLD	MULTI UNITS LUXEMBOURG	LYXOR S&P GLOB DEV PARIS CLIMA UCITS ETF	LU2198882362	PABWD	S&P DEV EX-KOREA LARGEMIDCAP PARIS-ALIGNED CLIMATE
MULTI ASSET	VANGUARD FUNDS	VANGUARD LIFESTRATEG 60% EQU UCITS ETF A	IE00BMVB5P51	VNGA60	
EQUITY THEMATIC	HANETF ICAV	ALMALIA SANLAM ACT SHARIAH GLB UCITS ETF	IE00BMYMHS24	AMAL	
GOVERNMENT BONDS - EMERGING	LEGAL & GENERAL UCITS ETF	L&G ESG EMERG GOV USD 0-5 YEAR UCITS ETF	IE00BLRPQP15	EMD5	JP MORGAN ESG EMBI GLOB DIV SHORT-TERM CUSTOM MATU
MULTI ASSET	VANGUARD FUNDS	VANGUARD LIFESTRATEG 40% EQU UCITS ETF A	IE00BMVB5M21	VNGA40	



AREA	ISSUER	INSTRUMENT	ISIN	TRADING CODE	BENCHMARK
EQUITY EUROPE - REGIONAL	MULTI UNITS LUXEMBOURG	LYXOR S&P EUROZONE PARIS CLIMA UCITS ETF	LU2195226068	PABEZ	S&P EUROZONE LARGEMIDCAP PARIS-ALIGNED CLIMATE NTR
CORPORATE BOND - HIGH YIELD	INVESCO MARKETS II	INVESCO EURO CORP HYBRID BOND UCITS ETF	IE00BKWD3966	EHYB	BLOOMB BARC EU UNI CORP EX FIN HYBR CAP SEC 8% CAP
EQUITY EMERGING - WORLD	XTRACKERS (IE)	XTRACKERS MSCI EMERGING ESG UCITS ETF	IE00BG370F43	XZEM	MSCI EMERGING MARKETS LOW CARBON SRI LEADERS INDEX
CORPORATE BOND - HIGH YIELD	INVESCO MARKETS II	INVESCO EURO COR HYBRID BOND UCITS ETF A	IE00BKWD3B81	EHBA	BLOOMB BARC EU UNI CORP EX FIN HYBR CAP SEC 8% CAP
EQUITY WORLD	XTRACKERS (IE)	XTRACKERS MSCI WORLD ESG UCITS ETF EUR H	IE00BMY76136	XZWE	MSCI WORLD LOW CARBON SRI LEADERS INDEX
MULTI ASSET	VANGUARD FUNDS	VANGUARD LIFESTRATEG 20% EQU UCITS ETF A	IE00BMVB5K07	VNGA20	
AGGREGATE BOND	MULTI UNITS LUXEMBOURG	LYXOR GREEN BOND DR UCITS ETF	LU1563454401	CLMD	SOLACTIVE GREEN BOND EUR USD IG INDEX
CORPORATE BOND - NON EURO	XTRACKERS (IE)	XTRACKERS ESG USD CORPOR BOND UCITS ETF	IE00BL58LJ19	XZBU	BLOMB BARC MSCI USD LIQ INV GRADE COR SUST AND SRI
EQUITY EUROPE - REGIONAL	MULTI UNITS LUXEMBOURG	LYXOR MSCI EUROPE CLIMA CHANGE UCITS ETF	LU2056738490	CLEU	MSCI EUROPE CLIMATE CHANGE NET TOTAL RETURN INDEX
EQUITY WORLD	JP MORGAN ETFS IRELAND ICAV	JPM CARBON TRAN GLB EQUITY USD UCITS ETF	IE00BMDWYZ92	JPCT	JPMORGAN ASSET MANAG CARBON TRANSITION GLOB EQUITY
MULTI ASSET	VANGUARD FUNDS	VANGUARD LIFESTRATEG 20% EQU UCITS ETF D	IE00BMVB5L14	VNGD20	
MULTI ASSET	VANGUARD FUNDS	VANGUARD LIFESTRATEG 80% EQU UCITS ETF D	IE00BMVB5S82	VNGD80	
CORPORATE BOND - EURO	SSGA SPDR ETFS EUROPE I	SPDR BBG SASB EURO CORP ESG UCITS ETF A	IE00BLF7VW10	EUCR	BLOOMBERG SASB EURO CORP ESG EX-CONTRV SELECT IND
EQUITY SECTORS (DEVELOPED)	XTRACKERS (IE)	XTRACKERS MSCI USA INFO TECH UCITS ETF	IE00BGQYRS42	XUTC	MSCI USA INFORMATION TECHNOLOGY NTR USD



This document contains text, data, graphics, photographs, illustrations, artwork, names, logos, trade marks, service marks and information (“Information”) connected with Borsa Italiana S.p.A. (“Borsa Italiana”) and/or other entities taking part of the London Stock Exchange Group (“LSEG”). Borsa Italiana attempts to ensure Information is accurate, however Information is provided “AS IS” and on an “AS AVAILABLE” basis and may not be accurate or up to date. Information in this document may or may not have been prepared by Borsa Italiana but is made available without responsibility on the part of the latter. Borsa Italiana does not guarantee the accuracy, timeliness, completeness, performance or fitness for a particular purpose of the document or any of the Information. No responsibility is accepted by or on behalf of Borsa Italiana for any errors, omissions, or inaccurate Information in this document. The publication of this document does not represent solicitation by Borsa Italiana of public saving and is not to be considered as a recommendation by Borsa Italiana as to the suitability of the investment, if any, herein described.

No action should be taken or omitted to be taken in reliance upon Information in this document. We accept no liability for the results of any action taken on the basis of the Information.

The logos, trade marks and service marks contained within the Information are owned by Borsa Italiana or the LSEG and cannot be used without express written consent by the company having the ownership on the same.

© January 2021 Borsa Italiana S.p.A. – London Stock Exchange Group  
All rights reserved.  
Borsa Italiana S.p.A. – Piazza degli Affari, 6 – 20123 Milano (Italia)

## **Contacts**

Media Relations

Telephone +39 02 72426 360

[media.relations@borsaitaliana.it](mailto:media.relations@borsaitaliana.it)

[\*\*www.borsaitaliana.it\*\*](http://www.borsaitaliana.it)