

# ETFplus Monitor

**Q4 2019**  
October – December



**London**  
Stock Exchange Group

# Contents

---

## ETFplus

---

Q4 News	page 3
---------	--------

---

New listings on Italian market	page 4
--------------------------------	--------

---

Trades	page 5
--------	--------

---

Liquidity – Spread	page 6
--------------------	--------

---

AUM in Italy and Net Inflow	page 7
-----------------------------	--------

---

# Q4 News

## **ETFplus market Milestone– Q4 2019**

- 1 new ETFs' issuer : Goldman Sachs Asset Management, for a total of 21 issuers of ETPs.
- 26 new ETFs listed in Q4, for a total of 217 new instruments listed in 2019, which represents a new record for instruments listed in a single year.
- 1266 instruments (1048 ETFs and 218 ETCs/ETNs) available on ETFplus market.

## **AUM / Net inflow in Italy – Q4 2019**

- ETFplus AUM reached the new record of €88.26bn (+31.98% vs 2018).
- In the Q4 the net inflow reached the new record of €5.19bn, for a total of €11.45bn in 2019.

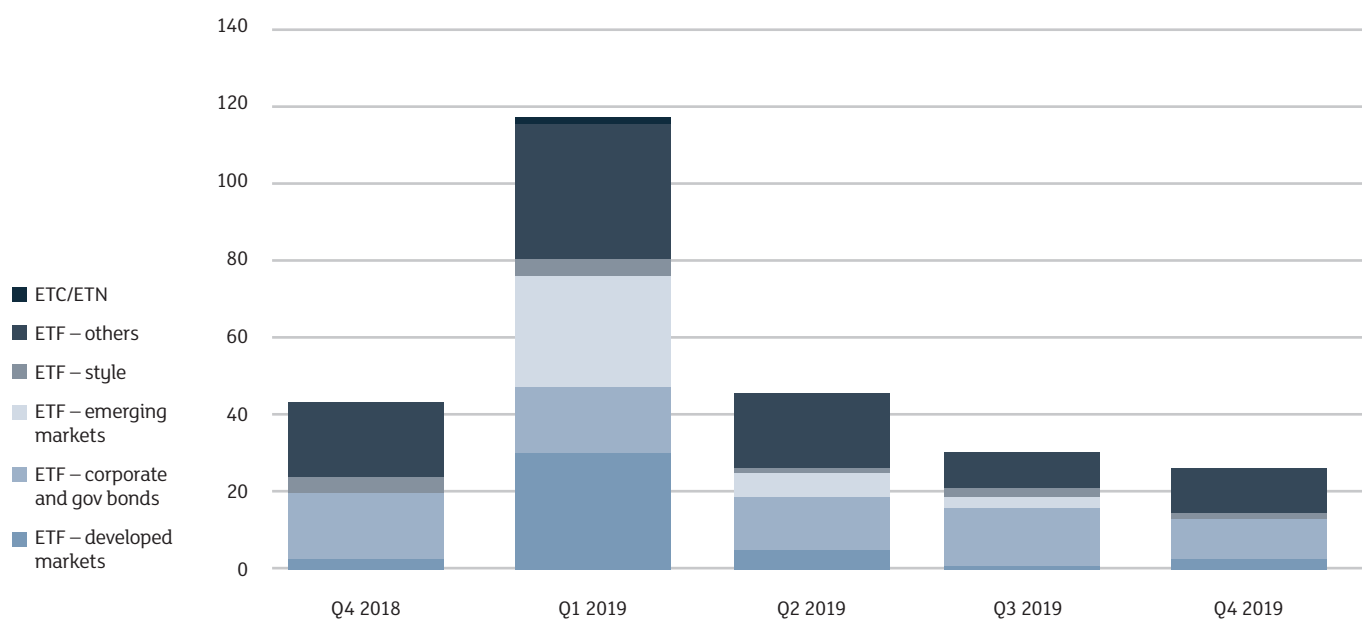
## **Trades – Q4 2019**

- Q4 turnover: €24.38bn, for a total of €105.76bn traded in 2019.
- €1.64bn traded with RFQ function in Q4 2019, with an average size of €8.13m. €9.89bn traded via RFQ in 2019 (+104.8% vs 2018).

## **News from ETFplus market**

- First ETF on STOXX Europe 600 ESG
- One ETF on Chinese Government Bond

# New listings on Italian market

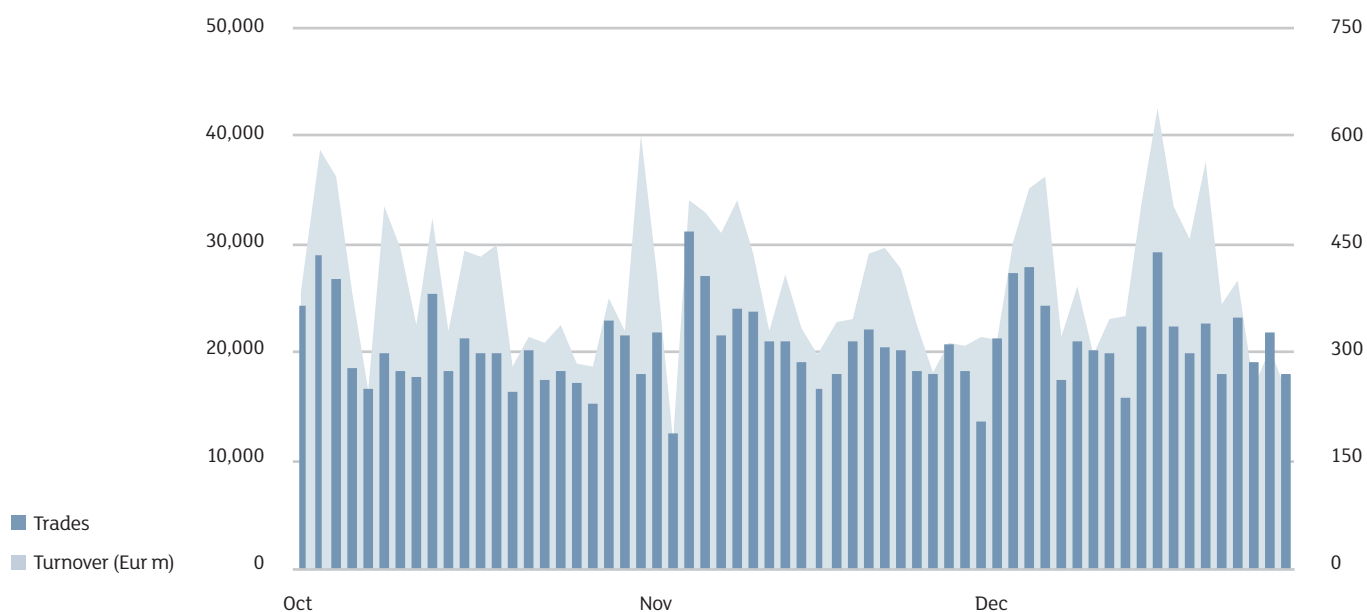


## New listings – Q4 2019

ETF	
Commodities	1
Corporate Bond - Ex Euro	1
Corporate Bond - Euro	3
Equity Style (Developed)	1
Equity World	1
Real Estate	1
Inflation	1
Government Bonds - Euro	1
Equity Thematic	9
Equity North America	2
Equity Style (Emerging)	1
Government Bonds - Emerging	3
Government Bonds - World	1
<b>Total Q4 2019</b>	<b>26</b>
<b>Total new listings (ETF+ETC/ETN) year 2019</b>	<b>217</b>
<b>Listed 31.12.2019</b>	<b>1,266</b>

Source: Markets Analysis – London Stock Exchange Group.

# Trades



Daily average	Q4 2019	Var. % Q4 2018	YtD 2019	Var. % YtD 2018
---------------	---------	----------------------	-------------	-----------------------

## ETF

Trades	12,660	5.6%	12,482	6.7%
Turnover (Eur m)	312.3	-17.0%	341.5	-2.3%

## ETC/ETN

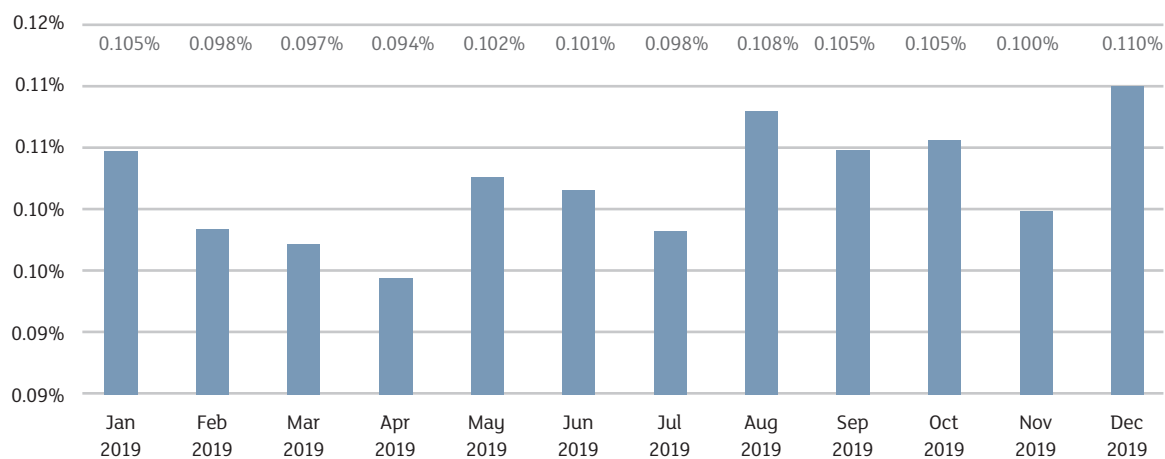
Trades	8,100	-5.1%	8,022	10.1%
Turnover (Eur m)	81.0	-9.2%	78.2	-5.5%

Source: Markets Analysis – London Stock Exchange Group.

# Liquidity – Spread

	ETF Developed market	ETF Corporate government bond	ETF Emerging markets	ETF Style	ETF Others
Jan 2019	0.087%	0.090%	0.168%	0.167%	0.209%
Feb 2019	0.076%	0.089%	0.157%	0.155%	0.202%
Mar 2019	0.075%	0.090%	0.151%	0.152%	0.189%
Apr 2019	0.073%	0.087%	0.147%	0.154%	0.177%
May 2019	0.078%	0.096%	0.164%	0.162%	0.197%
Jun 2019	0.074%	0.094%	0.168%	0.175%	0.197%
Jul 2019	0.068%	0.094%	0.161%	0.173%	0.199%
Aug 2019	0.078%	0.104%	0.174%	0.177%	0.210%
Sep 2019	0.072%	0.107%	0.161%	0.167%	0.195%
Oct 2019	0.074%	0.106%	0.160%	0.165%	0.205%
Nov 2019	0.068%	0.099%	0.155%	0.164%	0.202%
Dec 2019	0.081%	0.107%	0.165%	0.177%	0.202%

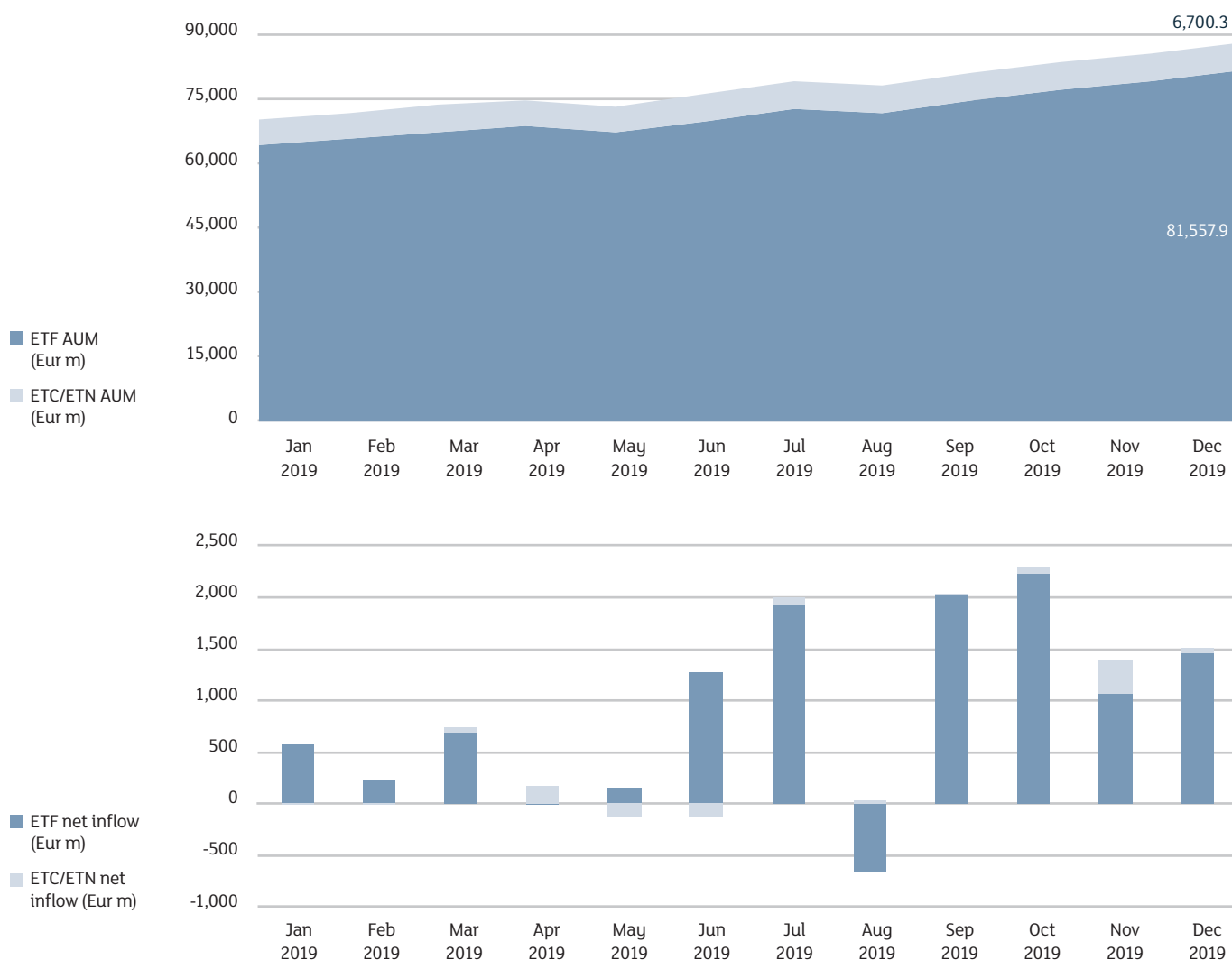
## Market spread



Source: Markets Analysis – London Stock Exchange Group.

**SPREAD:** It is the implicit cost that an investor incurs when buying and selling at the same moment a financial instrument at best bid and ask prices (it is calculated as the difference between best bid and ask prices divided by the mid quote).

# AUM in Italy and Net Inflow



	AUM Dec 2019 (Eur m)	Var. % Dec 2018
ETF	81,557.9	33.2%
ETC/ETN	6,700.4	18.5%
Total	88,258.3	32.0%

	Net inflow Q4 2019 (Eur m)	Net inflow Q3 2019 (Eur m)	Net inflow YtD (Eur m)
ETF	4,760.7	3,305.6	10,979.2
ETC/ETN	431.4	116.8	471.0
Total	5,192.0	3,422.4	11,450.3

Source: Markets Analysis – London Stock Exchange Group.

# Annex 1 – New listings on Italian market: details about ETF

AREA	ISSUER	INSTRUMENT	ISIN	TRADING CODE	BENCHMARK
CORPORATE BOND - EURO	BNP PARIBAS EASY	BNPP EUR CORP SRI FOSS FRE 3-5 UCITS ETF	LU2008761053	SRIC5	BLOO-BARC MSCI EURCORP SRI SUST RED FOSSIL FUE3-5Y
EQUITY THEMATIC	BNP PARIBAS EASY	BNPP MSCI EUROPE SMALL C EX CW UCITS ETF	LU1291101555	EESM	MSCI EUROPE SMALL CAPS EX CW (NTR) INDEX
GOVERNMENT BONDS - EURO	MULTI UNITS LUXEMBOURG	LYXOR EUROMTS ALL-MATUR IG UCITS ETF DIS	LU1650490805	MTIG	FTSE MTS EUROZONE GOV BOND IG MIDP
EQUITY STYLE (DEVELOPED)	GOLDMAN SACHS ETF ICAV	GOLDMAN ACTIVEBETA US LC USD A UCITS ETF	IE00BJ5CNR11	GSLC	GOLDMAN SACHS ACTIVEBETA U.S. LARGE CAP EQUITY
COMMODITIES	BNP PARIBAS EASY	BNPP ENERG&METAL ENH ROLL UCITS ETF EUR	LU1291109616	GSCE	BNP PARIBAS ENERGY & METALS ENHANCED ROLL (TR)
EQUITY THEMATIC	SSGA SPDR ETFS EUROPE I	SPDR S&P 500 ESG SCREENED UCITS ETF ACC	IE00BH4GP228	500X	S&P 500 ESG EXCLUSIONS II INDEX
CORPORATE BOND - EX EURO	AMUNDI INDEX SOLUTIONS	AMUNDI PRIME US CORPORATES UCITS ETF DR	LU2037749152	ETFUSC	SOLACTIVE USD INVESTMENT GRADE CORPORATE INDEX
CORPORATE BOND - EURO	BNP PARIBAS EASY	BNPP EUR CORP SRI FOS FREE 1-3 UCITS ETF	LU2008760592	SRIC3	BLOO-BARC MSCI EURCORP SRI SUST RED FOSSIL FUE1-3Y
EQUITY WORLD	SSGA SPDR ETFS EUROPE I	SPDR MSCI ACWI EUR HDG UCITS ETF ACC	IE00BF1B7389	EACW	MSCI ACWI WITH DEV MARKETS 100% HEDGED TO EUR TRN
EQUITY THEMATIC	AMUNDI INDEX SOLUTIONS	AMUNDI SMART FACTORY UCITS ETF EUR C	LU2037749822	SMAFY	SOLACTIVE SMART FACTORY
EQUITY THEMATIC	BNP PARIBAS EASY	BNPP MSCI WORLD SRI CAPPED UCITS ETF EUR	LU1615092217	EMWE	MSCI WORLD SRI S-SERIES 5% CAPPED (NTR) INDEX
EQUITY THEMATIC	AMUNDI INDEX SOLUTIONS	AMUNDI SMART CITY UCITS ETF - EUR (C)	LU2037748345	SCITY	SOLACTIVE SMART CITY
EQUITY STYLE (EMERGING)	GOLDMAN SACHS ETF ICAV	GOLDMAN ACTIVEBETA EM USD A UCITS ETF	IE00BJ5CMD00	GSEM	GOLDMAN SACHS ACTIVEBETA EMERGING MARKETS EQUITY
INFLATION	AMUNDI INDEX SOLUTIONS	AMUNDI BREAK INFLA USD 10Y UCITS ETF DR	LU2037750168	BINFU	IBOXX USD 10-YEAR BREAKEVEN INFLATION (FUTURES)
EQUITY THEMATIC	SSGA SPDR ETFS EUROPE II	SPDR STOXX EUROPE 600 ESG UCITS ETF ACC	IE00BK5H8015	600X	STOXX EUROPE 600 ESG-X
EQUITY THEMATIC	WISDOMTREE ISSUER	WISDOMTREE CLOUD COMPUT UCITS ETF USD A	IE00BJGWQN72	WCLD	BVP NASDAQ EMERGING CLOUD NTR INDEX
GOVERNMENT BONDS - EMERGING	JP MORGAN ETFS IRELAND ICAV	JPM EMERGING SOVEREIGN UCITS ETF USD ACC	IE00BJ06C937	JMBA	J.P. MORGAN EMERGING MARKETS RISK-AWARE BOND INDEX
GOVERNMENT BONDS - WORLD	UBS ETF	UBS GLOB GOV ESG LIQUID UCITS ETF USD A	LU1974693662	EGO	JP MORGAN GLOBAL GOV ESG LIQUID BOND TR
GOVERNMENT BONDS - EMERGING	SSGA SPDR ETFS EUROPE I	SPDR EMERGING LOCAL BOND UCITS ETF ACC	IE00BK8JH525	EMDE	BLOOMBERG BARCLAYS EMERG LIQ GOV BOND UNHUSDHEGEUR
CORPORATE BOND - EURO	AMUNDI INDEX SOLUTIONS	AMUNDI EURO CORP SRI 0-3 Y UCITS ETF D	LU2037748774	ECRP3	BLOOMB BARC MSCI EURO CORPO ESG BB+ SUST SRI 0-3Y
EQUITY NORTH AMERICA	INVESCO MARKETS III	INVESCO EQQQ NASDAQ-100 UCITS ETF ACC	IE00BFZXGZ54	EQAC	NASDAQ 100
EQUITY THEMATIC	LEGAL & GENERAL UCITS ETF	L&G EUROPE EQUITY RESPON EXCL UCITS ETF	IE00BKLTRN76	RIEU	FOX BERRY SUSTAINABILITY CONSENSUS EUROPE TR
GOVERNMENT BONDS - EMERGING	GOLDMAN SACHS ETF ICAV	GOLDMAN ACCESS CHINA GOV USD D UCITS ETF	IE00BJSBCS90	CBND	FTSE GOLDMAN SACHS CHINA GOVERNMENT BOND INDEX
REAL ESTATE	BNP PARIBAS EASY	BNPP FTSE EPR D EUR EXUK GREEN UCITS ETF	LU2008763935	GREAL	FTSE EPRA NAREIT DEVELOPED EUROPE EX UK GREEN
EQUITY THEMATIC	BNP PARIBAS EASY	BNPP MSCI EMU SRI CAPPED UCITS ETF	LU1953137681	MUSRI	MSCI EMU SRI S-SERIES 5% CAPPED (NTR) INDEX
EQUITY NORTH AMERICA	INVESCO MARKETS	INVESCO MSCI USA UCITS ETF DIST	IE00BK5LYT47	MXUD	MSCI USA







This document contains text, data, graphics, photographs, illustrations, artwork, names, logos, trade marks, service marks and information (“Information”) connected with Borsa Italiana S.p.A. (“Borsa Italiana”). All reasonable efforts have been made to ensure that the Information in this document was correct at the time of publication. However, Borsa Italiana Spa accepts no liability for decisions taken, or systems-related or other work carried out by any party based on this document. The publication of this document does not represent solicitation, by Borsa Italiana, of public saving and is not to be considered as a recommendation by Borsa Italiana as to the suitability of the investment, if any, herein described.

## Contacts

Media Relations

Telephone +39 02 72426 360

[media.relations@borsaitaliana.it](mailto:media.relations@borsaitaliana.it)

[www.borsaitaliana.it](http://www.borsaitaliana.it)