

ETF Monitor

Q4 2013
October–December



London
Stock Exchange Group

Contents

ETFplus

News	page 3
------	--------

New listings on Italian market	page 4
--------------------------------	--------

Trades	page 5
--------	--------

Liquidity – Spread	page 6
--------------------	--------

AUM in Italy and Net Inflow	page 7
-----------------------------	--------

European Comparison	page 8
---------------------	--------

News from ETFplus market

- 19 ETFs and 14 ETCs/ETNs listed on ETFplus market during Q4
- In October, ETFplus market welcomed a new issuer: Boost launched on the market 8 ETCs and 6 ETNs
- A new official market maker: KCG Europe Limited became specialist on 14 Boost instruments

Trades

- During 2013 Borsa Italiana has confirmed its leadership in Europe for number of trades on electronic platform with a market share of 28.55%, the ranking has been lead since 2005
- In 2013 Borsa Italiana became the third Exchange in Europe for turnover traded on electronic platform, overtaking Euronext

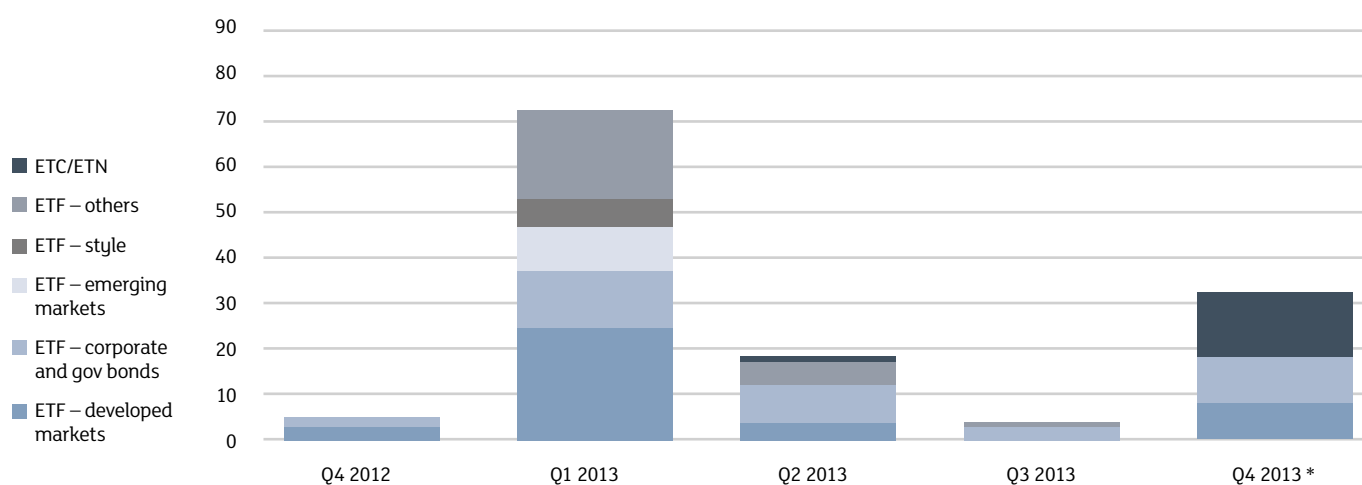
AUM/net inflow in Italy

- At the end of December 2013, ETF AUM deposited in Italy set a new historical record reaching 24.84 € bn, +36.7% vs end of 2012
- During 2013, in Italy ETFs amassed +5.66 € bn of inflows, a new record for ETFplus market

For the first time available on ETFplus market

- Long and short triple leveraged ETNs on FTSE Mib, Dax and Eurostoxx 50
- Long and short triple leveraged ETCs on natural gas, gold, silver and WTI oil
- 1 ETF on Canadian overnight rate
- 1 short ETF on Japan government bonds
- 1 interest rate hedged corporate bond ETF
- 1 ETF on S&P 400 index

New listings on Italian market



New listings - Q4 2013

ETF

Government bonds – ex Euro	2
Government bonds – Italy	3
Bond short	1
Inflation	1
Government bonds – Euro	1
Equity Europe – single Country	3
Corporate bond	1
Liquidity	1
Equity North America	3
Equity Pacific	2
Government bonds - world	1

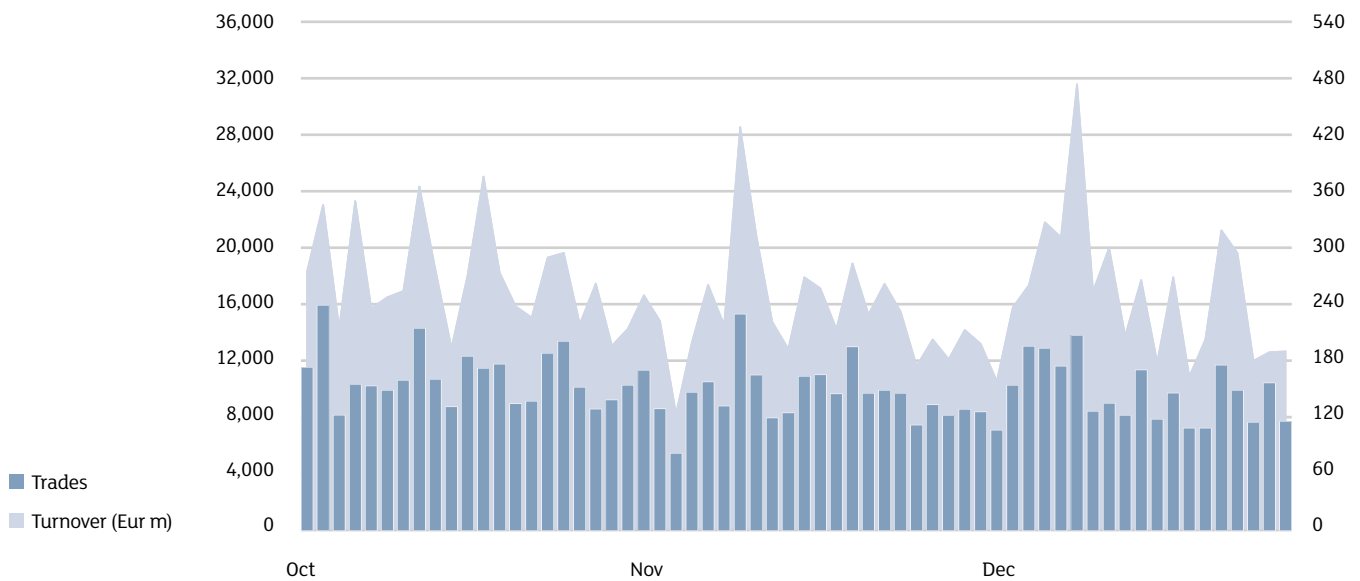
ETC/ETN

Leveraged Long 3X	3
ETC Leveraged 3X	4
ETC Leveraged Short 3X	4
Leveraged Short 3X	3

* Total Q4 2013	33
Total new listings (ETF+ETC/ETN) year 2013	125
Listed 30.12.2013	835

Source: LSEG – Markets Analysis

Trades



Daily average	Q4 2013	Var.% Q4 2012	YtD 2013	Var.% YtD 2012
---------------	---------	------------------	----------	-------------------

ETF

Trades	8,143	+2.7%	9,150	+5.4%
Turnover (Eur m)	235.5	+23.0%	240.7	+14.6%

ETC/ETN

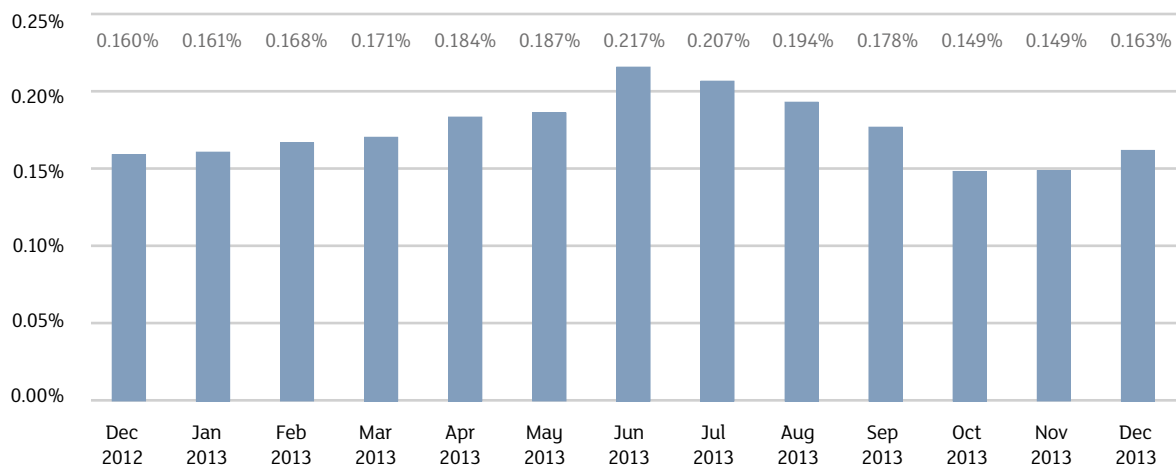
Trades	1,836	-14.2%	1,908	-21.3%
Turnover (Eur m)	19.7	-26.7%	22.7	-22.0%

Source: LSEG – Markets Analysis

Liquidity – Spread

	ETF Developed market	ETF Corporate government bond	ETF Emerging markets	ETF Style	ETF Others
Dec 2012	0.133%	0.117%	0.220%	0.273%	0.312%
Jan 2013	0.135%	0.116%	0.221%	0.274%	0.311%
Feb 2013	0.130%	0.127%	0.242%	0.267%	0.322%
Mar 2013	0.130%	0.130%	0.252%	0.281%	0.327%
Apr 2013	0.142%	0.152%	0.257%	0.288%	0.337%
May 2013	0.151%	0.143%	0.269%	0.267%	0.355%
Jun 2013	0.160%	0.202%	0.335%	0.311%	0.354%
Jul 2013	0.147%	0.197%	0.337%	0.288%	0.356%
Aug 2013	0.136%	0.178%	0.324%	0.273%	0.348%
Sep 2013	0.133%	0.145%	0.295%	0.273%	0.349%
Oct 2013	0.113%	0.106%	0.275%	0.238%	0.313%
Nov 2013	0.116%	0.109%	0.266%	0.249%	0.318%
Dec 2013	0.125%	0.125%	0.283%	0.274%	0.348%

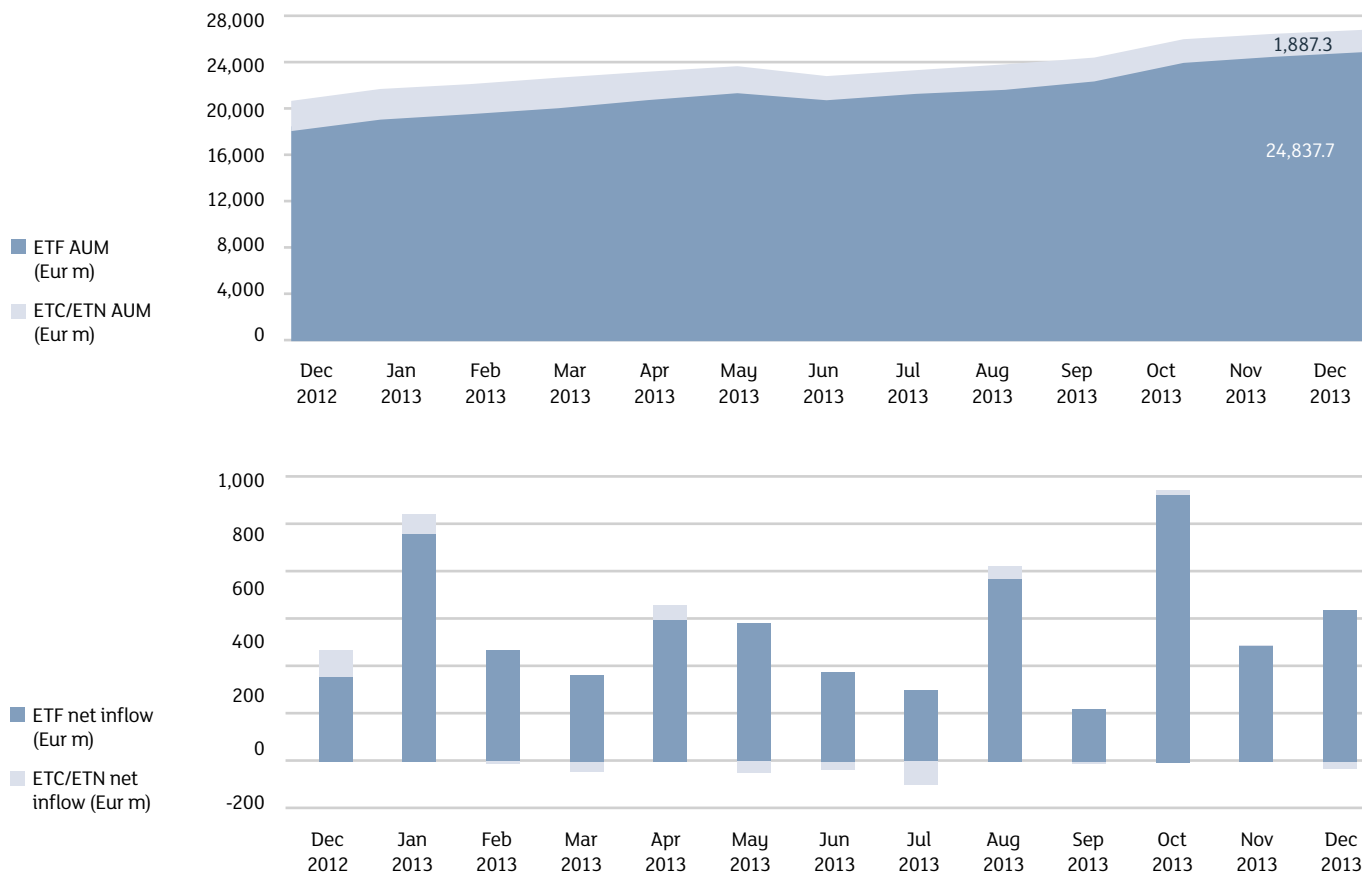
Market spread



Source: LSEG – Markets Analysis

SPREAD: It is the implicit cost that an investor incurs when buying and selling at the same moment a financial instrument at best bid and ask prices (it is calculated as the difference between best bid and ask prices divided by the mid quote).

AUM in Italy and Net Inflow



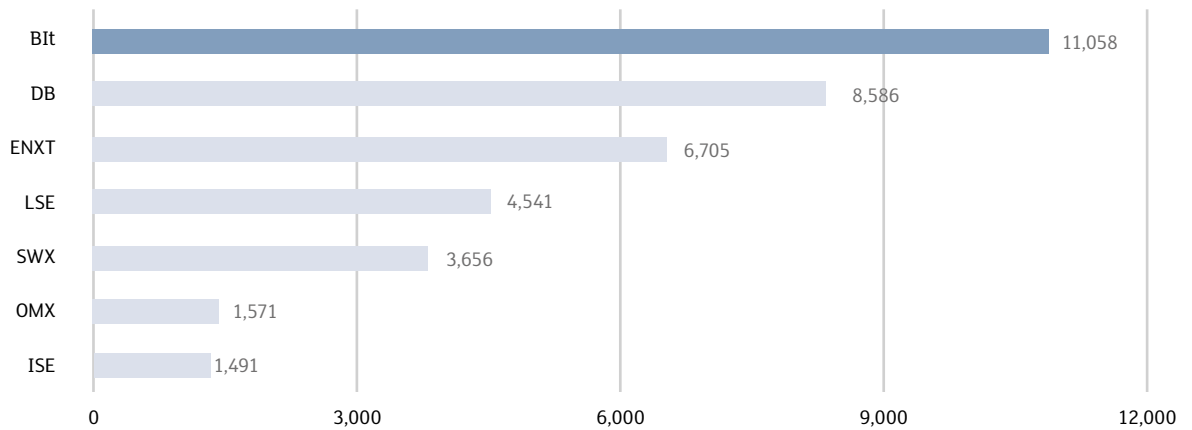
	AUM Dec 2013 (Eur m)	Var. % Dec 2012
ETF	24,837.7	+36.7%
ETC/ETN	1,887.3	-26.1%
Total	26,725.0	+29.0%

	Net inflow Q4 (Eur m)	Net inflow Q3 (Eur m)	Net inflow YtD (Eur m)
ETF	1,844.3	1,060.0	5,655.8
ETC/ETN	-5.5	-43.5	-40.2
Total	1,838.8	1,016.5	5,615.6

Source: LSEG – Markets Analysis

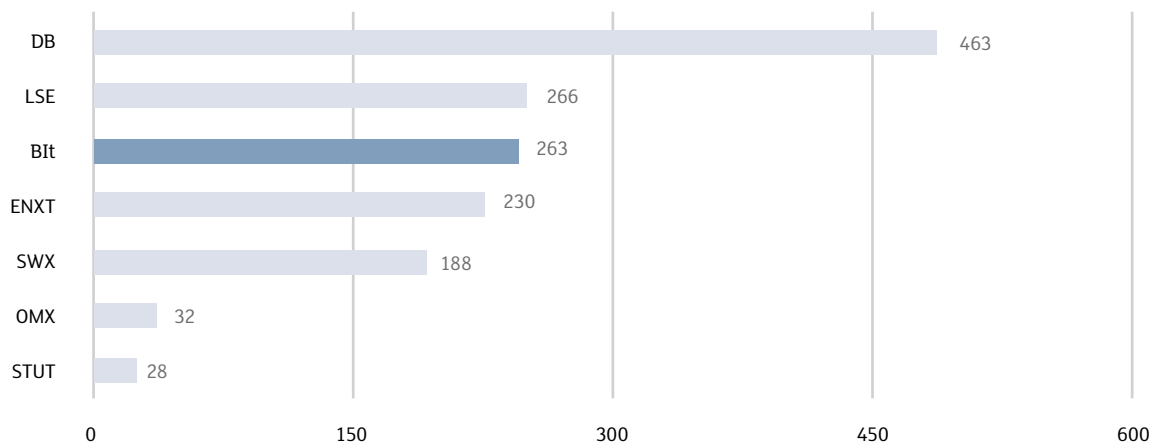
European Comparison

Trades, daily average, Jan – Dec 2013



During 2013 Borsa Italiana has confirmed its leadership in Europe for number of trades on electronic platform, the ranking has been lead since 2005.

Turnover (Eur m), daily average, Jan – Dec 2013



In 2013 Borsa Italiana became the third Exchange in Europe for turnover traded on electronic platform, overtaking Euronext.

Bit: Borsa Italiana
 DB: Deutsche Börse
 ENXT: Euronext
 ISE: Istanbul Stock Exchange
 LSE: London Stock Exchange
 OMX : NASDAQ OMX Nordic
 STUT: Boerse Stuttgart
 SWX: SIX Swiss Exchange

Source: LSEG – Markets Analysis

Annex 1 – New listings on Italian market: details about ETF

AREA	ISSUER	INSTRUMENT	ISIN	TRADING CODE	UNDERLYING
EQUITY EUROPE – SINGLE COUNTRY	UBS ETF	UBS MSCI SWITZERL 20/35 UCITS ETF A-ACC	LU0977261329	SW2CHB	MSCI SWITZERLAND 20/35 TRN
EQUITY EUROPE – SINGLE COUNTRY	UBS ETF	UBS MSCI SWIT 20/35 EU H UCITS ETF A-ACC	LU0977260941	S2EUBH	MSCI SWITZERLAND 20/35 100% HEDGED TO EUR TRN
EQUITY EUROPE – SINGLE COUNTRY	UBS ETF	UBS MSCI UK EUR HEDGED UCITS ETF A-ACC	LU0950671239	UKEUBH	MSCI UNITED KINGDOM 100% HEDGED TO EUR TRN
EQUITY NORTH AMERICA	MULTI UNITS LUXEMBOURG	LYXOR UCITS ETF S&P 500 DAILY HED D-EUR	LU0959211243	SPXH	S&P 500 DAILY EURO HEDGED TRN
EQUITY NORTH AMERICA	UBS ETF	UBS MSCI CANADA EUR HEDG UCITS ETF A-ACC	LU0950673284	CAEUBH	MSCI CANADA 100% HEDGED TO EUR TRN
EQUITY NORTH AMERICA	UBS (IRL) ETF PLC	UBS MSCI USA EUR HEDGED UCITS ETF A-ACC	IE00BD4TYG73	USEUWH	MSCI USA 100% HEDGED TO EUR TRN
EQUITY PACIFIC	UBS ETF	UBS MSCI JAPAN EUR HEDG UCITS ETF A-ACC	LU0950672476	JPEUBH	MSCI JAPAN 100% HEDGED TO EUR TRN
EQUITY PACIFIC	UBS (IRL) ETF PLC	UBS MSCI AUSTRAL EUR HED UCITS ETF A-ACC	IE00BD4TY899	AUEUWH	MSCI AUSTRALIA 100% HEDGED TO EUR TRN
INFLATION	DB-X-TRACKERS II	DB X-TRA II IBX GL INF-LINK UCITS ETF 5C	LU0908508814	XGIU	IBOXX GLOBAL INFLATION-LINKED UNHEDGED TR
LIQUIDITY	DB-X-TRACKERS II	DB X-TRAC II CANAD DOLLAR CASH UCITS ETF	LU0892103994	XCXC	DB CANADIAN DOLLAR OVERNIGHT INDEX
CORPORATE BOND	AMUNDI	AMUNDI EUR HI YLD LIQ BOND IBX UCITS ETF	FR0011494822	AHYE	MARKIT IBOXX EUR LIQUID H Y 30 EX-FIN MID PRICE TR
BOND SHORT	DB-X-TRACKERS II	DB X-TR II IBX JPN SOV SHT DAI UCITS ETF	LU0952581667	XJSS	MARKIT IBOXX JAPAN SOVEREIGN SHORT DAILY INDEX
GOVERNMENT BONDS – EURO	DB-X-TRACKERS II	DB X-TR II SOV EUR YLD PL 1-3 UCITS ETF	LU0925589839	XYP1	MARKIT IBOXX EUR SOV EUROZONE YIELD PLUS 1-3 TR
GOVERNMENT BONDS – ITALY	DB-X-TRACKERS II	DB X-TR II MTS EX-BNKIT AG 1-3 UCITS ETF	LU0877808211	XI13	MTS ITALY AGGREGATE 1-3 YEARS EX-BANK OF ITALY TR
GOVERNMENT BONDS – ITALY	DB-X-TRACKERS II	DB X-TR II MTS EX-BNKIT AG 3-5 UCITS ETF	LU0877808484	XIT3	MTS ITALY AGGREGATE 3-5 YEARS EX-BANK OF ITALY TR
GOVERNMENT BONDS – ITALY	MULTI UNITS FRANCE	LYXOR UCITS ETF BTP 10Y MTS ITA GOV BOND	FR0011548106	BTP10	MTS 10Y ITALY GOVERNMENT BOND TR
GOVERNMENT BONDS - WORLD	DB-X-TRACKERS II	DB X-TRACKERS II GLOB SOVER UCITS ETF 5C	LU0908508731	XG75	DEUTSCHE B GLOB INV GRADE GOVERNMENT UNHEDGED TR
GOVERNMENT BONDS – EX EURO	DB-X-TRACKERS II	DB X-TRAC II AUSTRAL SSA BONDS UCITS ETF	LU0494592974	XCS2	DB AUSTRALIA SSA BONDS TR
GOVERNMENT BONDS – EX EURO	DB-X-TRACKERS II	DB X-TRACK II IBX JAPAN SOVER UCITS ETF	LU0952581584	XJSE	MARKIT IBOXX JAPAN SOVEREIGN INDEX

Annex 2 – New listings on Italian market: details about ETC/ETN

AREA	ISSUER	INSTRUMENT	ISIN	TRADING CODE	UNDERLYING
ETC LEVERAGED 3X	BOOST ISSUER PLC	BOOST GOLD 3X LEVERAGE DAILY	IE00B8HGT870	3GOL	NASDAQ COMMODITY GOLD ER
ETC LEVERAGED 3X	BOOST ISSUER PLC	BOOST NATURAL GAS 3X LEVERAGE DAILY	IE00B8VC8061	3NGL	NASDAQ COMMODITY NATURAL GAS ER
ETC LEVERAGED 3X	BOOST ISSUER PLC	BOOST SILVER 3X LEVERAGE DAILY	IE00B7XD2195	3SIL	NASDAQ COMMODITY SILVER ER
ETC LEVERAGED 3X	BOOST ISSUER PLC	BOOST WTI OIL 3X LEVERAGE DAILY	IE00B7ZQC614	3OIL	NASDAQ COMMODITY CRUDE OIL ER
ETC LEVERAGED SHORT 3X	BOOST ISSUER PLC	BOOST NATURAL GAS 3X SHORT DAILY	IE00B76BRD76	3NGS	NASDAQ COMMODITY NATURAL GAS ER
ETC LEVERAGED SHORT 3X	BOOST ISSUER PLC	BOOST SILVER 3X SHORT DAILY	IE00B8JG1787	3SIS	NASDAQ COMMODITY SILVER ER
ETC LEVERAGED SHORT 3X	BOOST ISSUER PLC	BOOST GOLD 3X SHORT DAILY	IE00B6X4BP29	3GOS	NASDAQ COMMODITY GOLD ER
ETC LEVERAGED SHORT 3X	BOOST ISSUER PLC	BOOST WTI OIL 3X SHORT DAILY	IE00B75X5Y86	3OIS	NASDAQ COMMODITY CRUDE OIL ER
LEVERAGED LONG 3X	BOOST ISSUER PLC	BOOST EURO STOXX 50 3X LEVERAGE DAILY	IE00B7SD4R47	3EUL	EURO STOXX 50 DAILY LEVERAGE 3 EUR NET RETURN
LEVERAGED LONG 3X	BOOST ISSUER PLC	BOOST FTSE MIB 3X LEVERAGE DAILY	IE00B8NB3063	3ITL	FTSE MIB SUPER LEVERAGED RT NET-OF-TAX LUX TR
LEVERAGED LONG 3X	BOOST ISSUER PLC	BOOST LEVDAX 3X DAILY	IE00B878KX55	3DEL	LEVDAX X3 TR EUR
LEVERAGED SHORT 3X	BOOST ISSUER PLC	BOOST SHORTDAX 3X DAILY	IE00B8GKPP93	3DES	SHORTDAX X3 TR EUR
LEVERAGED SHORT 3X	BOOST ISSUER PLC	BOOST FTSE MIB 3X SHORT DAILY	IE00B873CW36	3ITS	FTSE MIB ULTRA SHORT STRATEGY RT GR
LEVERAGED SHORT 3X	BOOST ISSUER PLC	BOOST EURO STOXX 50 3X SHORT DAILY	IE00B8JF9153	3EUS	EURO STOXX 50 DAILY SHORT 3 EUR GROSS RETURN

This document contains text, data, graphics, photographs, illustrations, artwork, names, logos, trade marks, service marks and information (“Information”) connected with Borsa Italiana S.p.A. (“Borsa Italiana”). All reasonable efforts have been made to ensure that the Information in this document was correct at the time of publication. However, Borsa Italiana Spa accepts no liability for decisions taken, or systems-related or other work carried out by any party based on this document. The publication of this document does not represent solicitation, by Borsa Italiana, of public saving and is not to be considered as a recommendation by Borsa Italiana as to the suitability of the investment, if any, herein described.

© February 2014 Borsa Italiana S.p.A. – London Stock Exchange Group
All rights reserved.
Borsa Italiana S.p.A. – Piazza degli Affari, 6 – 20123 Milano (Italia)

Contacts

Media Relations

Telephone +39 02 72426 360

media.relations@borsaitaliana.it

www.borsaitaliana.it