

ETFplus Monitor

Q3 2019
July – September



London
Stock Exchange Group

Contents

ETFplus

Q3 News page 3

New listings on Italian market page 4

Trades page 5

Liquidity – Spread page 6

AUM in Italy and Net Inflow page 7

European Comparison page 8

Q3 News

ETFplus market Milestone – Q3 2019

- 30 new ETFs listed in the Q3 2019, for a total of 191 new instruments listed in 2019.
- At the end of September, 1248 instruments (1030 ETFs and 218 ETCs/ETNs) were available on ETFplus market.

AUM / Net inflow in Italy – Q3 2019

- At the end of June, ETFplus AUM reached the new record of €81.14bn (+16.71% vs September 2018).
- In the Q3 the net inflow was equal to €3.42 billion, for a total of €6.26 billion in 2019.

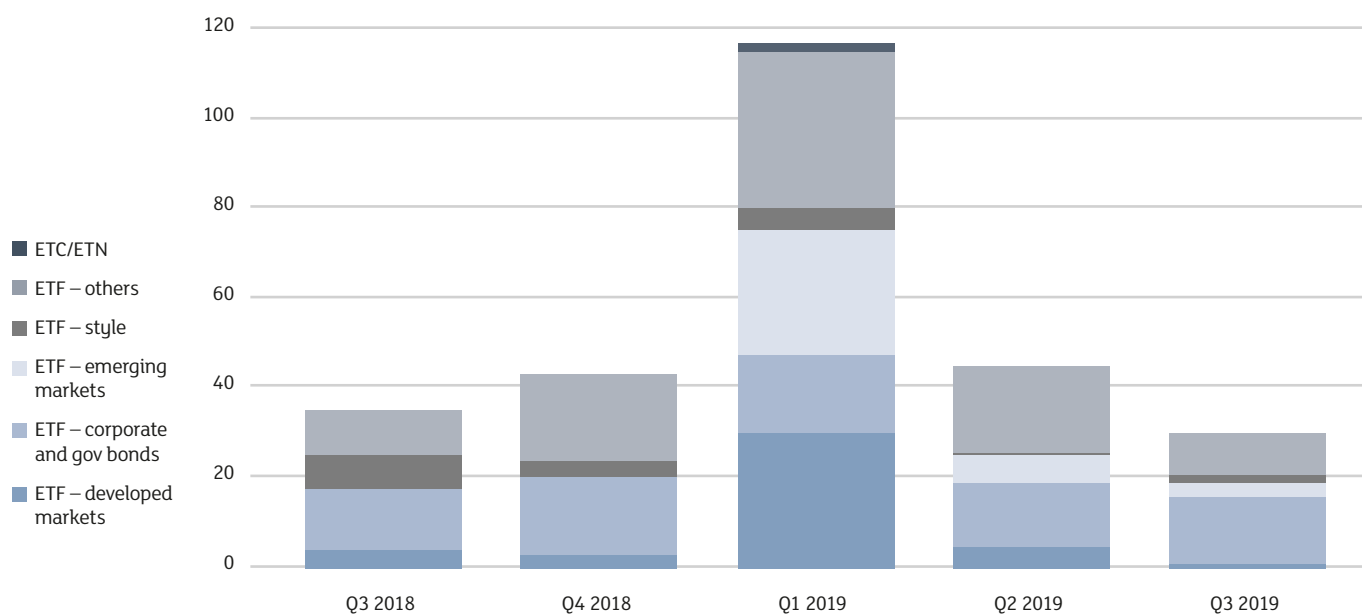
Trades – Q3 2019

- Q3 turnover: €26.43 billion.
- €2.30 billion traded in Q3 with RFQ function, with an average contract size equal to €3.04 million.

News from ETFplus market.

- One ETF on Green Bonds
- First ETF on companies focused on eSports
- First four ETFs on strategies focused on European and US yield curve slope
- First ETF on Saudi Arabia companies

New listings on Italian market

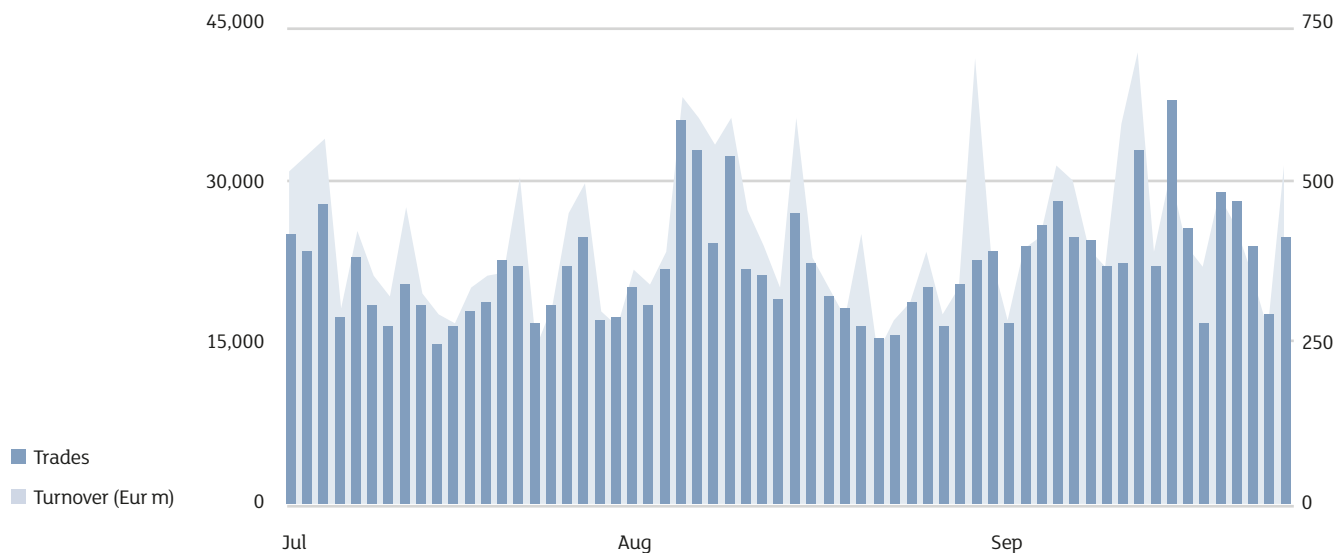


New listings – Q3 2019

ETF	
Government Bonds - ex Euro	3
Corporate Bond - ex Euro	1
Equity Style (Developed)	2
Inflation	1
Government Bonds - Euro	7
Equity Thematic	9
Aggregate Bond	3
Equity North America	1
Equity Emerging - Asia	3
Total Q3 2019	30
Listed 30.09.2019	1,248

Source: Markets Analysis – London Stock Exchange Group

Trades



Daily average	Q3 2019	Var. % Q3 2018	YtD 2019	Var. % YtD 2018
---------------	---------	----------------	----------	-----------------

ETF

Trades	12,444	29.8%	12,424	7.1%
Turnover (Eur m)	315.4	25.1%	351.0	3.0%

ETC/ETN

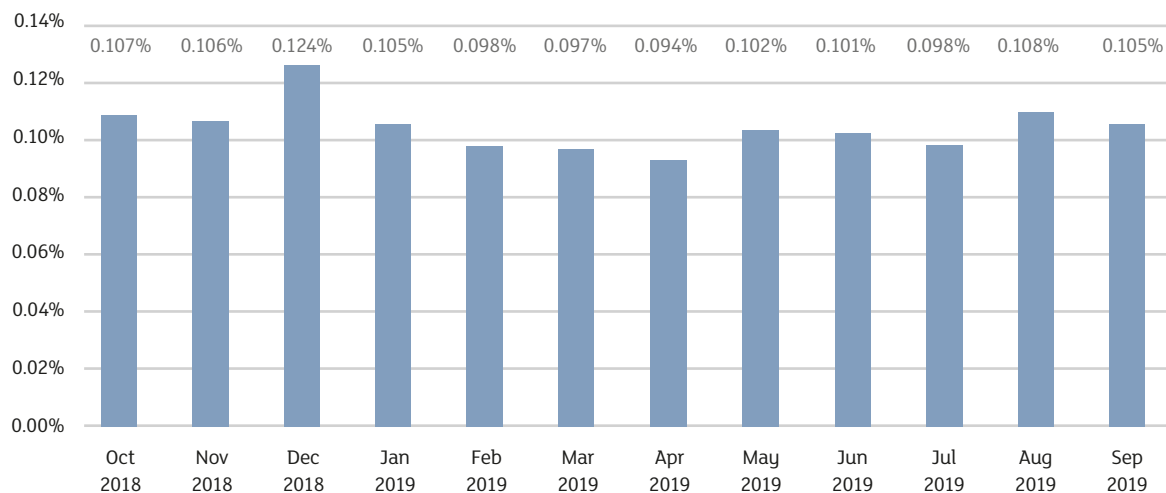
Trades	9,398	58.9%	7,997	16.3%
Turnover (Eur m)	91.3	39.4%	77.3	-4.1%

Source: LSEG – Markets Analysis

Liquidity – Spread

	ETF Developed market	ETF Corporate government bond	ETF Emerging markets	ETF Style	ETF Others
Oct 2018	0.085%	0.095%	0.189%	0.182%	0.207%
Nov 2018	0.087%	0.091%	0.172%	0.184%	0.216%
Dec 2018	0.108%	0.107%	0.197%	0.190%	0.241%
Jan 2019	0.087%	0.090%	0.168%	0.167%	0.209%
Feb 2019	0.076%	0.089%	0.157%	0.155%	0.202%
Mar 2019	0.075%	0.090%	0.151%	0.152%	0.189%
Apr 2019	0.073%	0.087%	0.147%	0.154%	0.177%
May 2019	0.078%	0.096%	0.164%	0.162%	0.197%
Jun 2019	0.074%	0.094%	0.168%	0.175%	0.197%
Jul 2019	0.068%	0.094%	0.161%	0.173%	0.199%
Aug 2019	0.078%	0.104%	0.174%	0.177%	0.210%
Sep 2019	0.072%	0.107%	0.161%	0.167%	0.195%

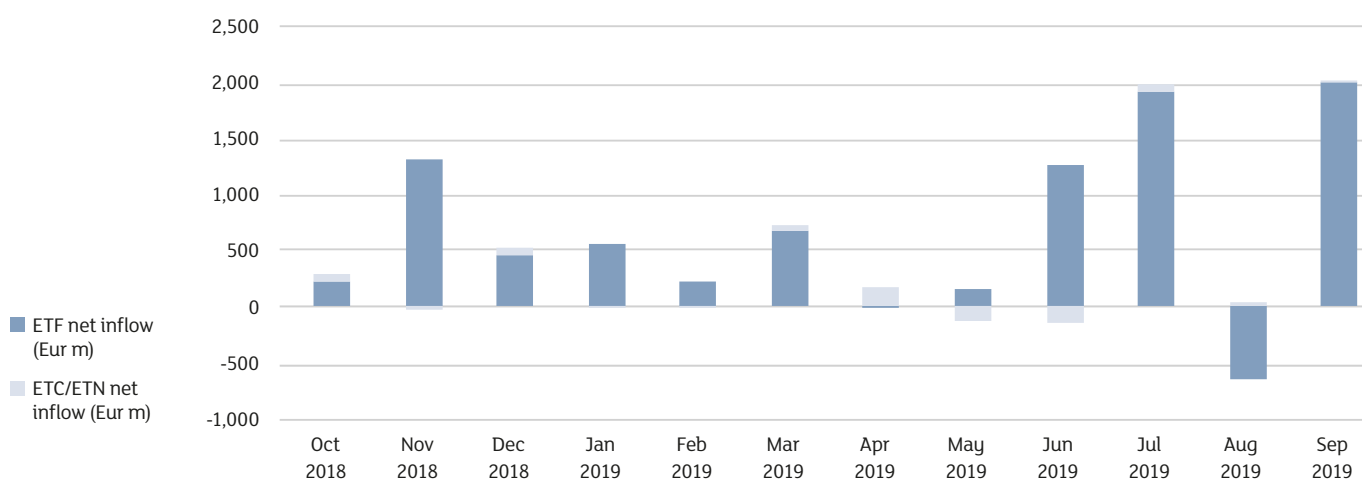
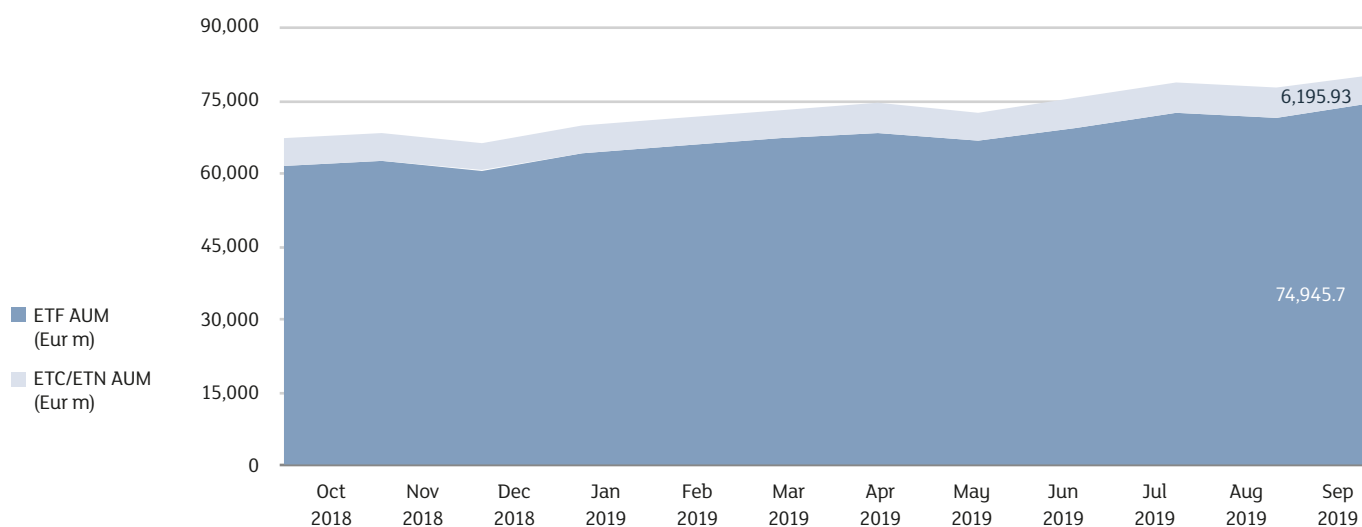
Market spread



Source: LSEG – Markets Analysis

SPREAD: It is the implicit cost that an investor incurs when buying and selling at the same moment a financial instrument at best bid and ask prices (it is calculated as the difference between best bid and ask prices divided by the mid quote).

AUM in Italy and Net Inflow



	AUM Sep 2019 (eur m)	Var. % Sep 2018
ETF	74,945.7	17.9%
ETC/ETN	6,195.9	3.8%
Total	81,141.6	16.7%

	Net Inflow Q3 2019 (eur m)	Net Inflow Q2 2019 (eur m)	Net Inflow YtD (eur m)
ETF	3,305.6	1,428.5	6,218.6
ETC/ETN	116.8	-102.5	39.7
Total	3,422.4	1,326.1	6,258.3

Source: LSEG – Markets Analysis

Annex 1 – New listings on Italian market: details about ETF

AREA	ISSUER	INSTRUMENT	ISIN	TRADING CODE	BENCHMARK
INFLATION	MULTI UNITS LUXEMBOURG	LYXOR CORE GLB INF LIN 1-10 DR UCITS ETF	LU1910939849	GIST	BLOOM BARCLAYS GLOB INFLAT-LINKED 1-10 Y USD
EQUITY EMERGING - ASIA	MULTI UNITS LUXEMBOURG	LYXOR MSCI EMERGING EX CHINA UCITS ETF	LU2009202107	EMXC	MSCI EMERGING MARKETS EX CHINA NET RETURN USD
EQUITY NORTH AMERICA	INVESCO MARKETS	INVESCO MSCI USA UCITS ETF	IE00B60SX170	MXUS	MSCI USA
GOVERNMENT BONDS - EX EURO	MULTI UNITS LUXEMBOURG	LYXOR US FLATTENING 2-10 UCITS ETF	LU2018761762	FLTU	SOLACTIVE USD DAILY (X7) FLATTENER 2-10 INDEX
EQUITY STYLE (DEVELOPED)	JP MORGAN ETFS IRELAND ICAV	JPM US EQUITY MULTI-FACTOR UCITS ETF	IE00BJRCLK89	JPUS	JP MORGAN DIVERSIFIED FACTOR US EQUITY INDEX
EQUITY EMERGING - ASIA	HSBC ETFS	HSBC MSCI SAUDI ARAB 20/35 CAP UCITS ETF	IE00BGHHCV04	HMSA	MSCI SAUDI ARABIA 20/35 CAPPED INDEX
GOVERNMENT BONDS - EX EURO	MULTI UNITS LUXEMBOURG	LYXOR US STEEPENING 2-10 UCITS ETF	LU2018762653	STPU	SOLACTIVE USD DAILY (X7) STEEPENER 2-10 INDEX
GOVERNMENT BONDS - EURO	INVESCO MARKETS II	INVESCO EURO GOV BOND 5-7 UCITS ETF	IE00BGJWWT11	EIB7	BLOOMBERG BARCLAYS EURO GOVERNMENT SELECT 5-7 YEAR
EQUITY STYLE (DEVELOPED)	JP MORGAN ETFS IRELAND ICAV	JPM GLOBAL EQUITY MULTI-FACTOR UCITS ETF	IE00BJRCLL96	JPGL	JP MORGAN DIVERSIFIED FACTOR GLOBAL DEV REG AWARE
GOVERNMENT BONDS - EX EURO	JP MORGAN ETFS IRELAND ICAV	JPM BETABUILD US TREASURY 0-1 UCITS ETF	IE00BJK3WF00	BBIL	ICE 0-1 YEAR US TREASURY SECURITIES INDEX
EQUITY THEMATIC	VANECK VECTORS UCITS ETFS PLC	VANECK VIDEO GAMING ESPORTS UCITS ETF	IE00BYWQWR46	ESPO	MVIS GLOBAL VIDEO GAMING AND ESPORTS INDEX
EQUITY THEMATIC	LEGAL & GENERAL UCITS ETF	L&G ARTIFICIAL INTELLIGENCE UCITS ETF	IE00BK5BCD43	AIAI	ROBO GLOBAL ARTIFICIAL INTELLIGENCE INDEX TR
EQUITY THEMATIC	UBS ETF	UBS MSCI WORLD SOC RES UCITS ETF USD A	LU0950674332	WSRUS	MSCI WORLD SRI 5% ISSUER CAPPED INDEX
GOVERNMENT BONDS - EURO	MULTI UNITS LUXEMBOURG	LYXOR EUR FLATTENING 2-10 UCITS ETF	LU2018760012	FLTE	SOLACTIVE EUR DAILY (X7) FLATTENER 2-10 INDEX
GOVERNMENT BONDS - EURO	INVESCO MARKETS II	INVESCO EURO GOV BOND 3-5 UCITS ETF	IE00BGJWWV33	EIB5	BLOOMBERG BARCLAYS EURO GOVERNMENT SELECT 3-5 YEAR
EQUITY THEMATIC	UBS ETF	UBS MSCI EMU SOCIAL RES UCITS ETF EUR A	LU0950674761	EMUSRI	MSCI EMU SRI 5% ISSUER CAPPED INDEX (NET RETURN)
GOVERNMENT BONDS - EURO	MULTI UNITS LUXEMBOURG	LYXOR EUR STEEPENING 2-10 UCITS ETF	LU2018760954	STPE	SOLACTIVE EUR DAILY (X7) STEEPENER 2-10 INDEX
AGGREGATE BOND	UBS ETF	UBS USD EM IG ESG DIV BOND UCITS ETF A	LU1974695790	EMIG	J.P. MORGAN USD EM IG ESG DIV BOND INDEX TOTAL RET
GOVERNMENT BONDS - EURO	INVESCO MARKETS II	INVESCO EURO GOV BOND 1-3 UCITS ETF	IE00BGJWWY63	EIB3	BLOOMBERG BARCLAYS EURO GOVERNMENT SELECT 1-3 YEAR
GOVERNMENT BONDS - EURO	INVESCO MARKETS II	INVESCO EURO GOVERNMENT BOND UCITS ETF	IE00BGJWWX56	EIBB	BLOOMBERG BARCLAYS EURO TREASURY MAJORS BOND INDEX
AGGREGATE BOND	MULTI UNITS LUXEMBOURG	LYXOR GREEN BOND (DR) UCITS ETF	LU1563454310	CLIM	SOLACTIVE GREEN BOND EUR USD IG INDEX
EQUITY THEMATIC	UBS ETF	UBS MSCI CHINA ESG UNIV UCITS ETF USD D	LU1953188833	CINESG	UBSMSCI CHINA ESG UNIV UCITS ETF USD D
EQUITY EMERGING - ASIA	MULTI UNITS LUXEMBOURG	LYXOR MSCI CHINA UCITS ETF	LU1841731745	LCCN	MSCI CHINA TR NET DAILY USD
GOVERNMENT BONDS - EURO	INVESCO MARKETS II	INVESCO EURO GOV BOND 7-10 UCITS ETF	IE00BGJWWW40	EIBX	BLOOMBERG BARCLAYS EURO GOVERNMENT SELECT 7-10 YEA
CORPORATE BOND - EX EURO	UBS ETF	UBS MSCI US LIQ CORP SUS UCITS ETF USD A	LU1215461168	CBSUSA	BLOOMBERG BARCLAYS MSCI US LIQUIDCORPORATESSUST TR
EQUITY THEMATIC	LEGAL & GENERAL UCITS ETF	L&G HEALTHCARE BREAKTHROUGH UCITS ETF	IE00BK5BC677	DOCT	ROBO GLOBAL HEALTHCARE TECHNOLOGY AND INNOVATION
EQUITY THEMATIC	UBS ETF	UBS MSCI EMER SOCIAL RES UCITS ETF USD A	LU1048313974	MSRUSB	MSCI EMERGING MARKETS SRI 5% ISS CAP TOT RET NET
AGGREGATE BOND	UBS ETF	UBS USD EM IG ESG BOND UCITS ETF EUR H A	LU1974696418	EMIGE	J.P. MORGAN USD EM IG ESG DIV BOND (HEDGED TO EUR)
EQUITY THEMATIC	UBS ETF	UBS EURO STOXX 50 ESG UCITS ETF EUR DIS	LU1971906802	E50ESG	EURO STOXX 50 ESG UCITS ETF (EUR) A-DIS
EQUITY THEMATIC	LEGAL & GENERAL UCITS ETF	L&G CLEAN WATER UCITS ETF	IE00BK5BC891	GLUG	SOLACTIVE CLEAN WATER INDEX NTR

This document contains text, data, graphics, photographs, illustrations, artwork, names, logos, trade marks, service marks and information (“Information”) connected with Borsa Italiana S.p.A. (“Borsa Italiana”). All reasonable efforts have been made to ensure that the Information in this document was correct at the time of publication. However, Borsa Italiana Spa accepts no liability for decisions taken, or systems-related or other work carried out by any party based on this document. The publication of this document does not represent solicitation, by Borsa Italiana, of public saving and is not to be considered as a recommendation by Borsa Italiana as to the suitability of the investment, if any, herein described.

Contacts

Media Relations

Telephone +39 02 72426 360

media.relations@borsaitaliana.it

[**www.borsaitaliana.it**](http://www.borsaitaliana.it)