

ETFplus Monitor

Q1 2021

January – March

Contents

ETFplus

Q1 News page 3

New listings on Italian market page 4

Trades page 5

Liquidity – Spread page 6

AUM in Italy and Net Inflow page 7

Sustainable instruments page 8

ETFplus market Milestone – Q1 2021

- 1 new issuer on ETFplus: KraneShares Icav, for a total of 26 issuers of ETPs.
- 38 new instruments (37 ETFs and 1 ETC) listed in Q1, for a total of 1349 instruments (1130 ETFs and 219 ETCs/ETNs) available on ETFplus market at the end of March.

AUM / Net inflow in Italy – Q1 2021

- New record for the ETFplus AUM, which achieved €108.13bn (+35.11% vs March 2020).
- In the Q1 the net inflow reached €2.90bn.

Trades – Q1 2021

- Q1 turnover: €35.46bn with than 2.63m trades.
- At the end of March, the average daily number of trades amounted to 41,704 (+19.87% vs FY 2020), meanwhile the average daily turnover reached €562.9m (+8.65% vs FY 2020).
- €1.22bn traded with RFQ functionality in Q1 2021.

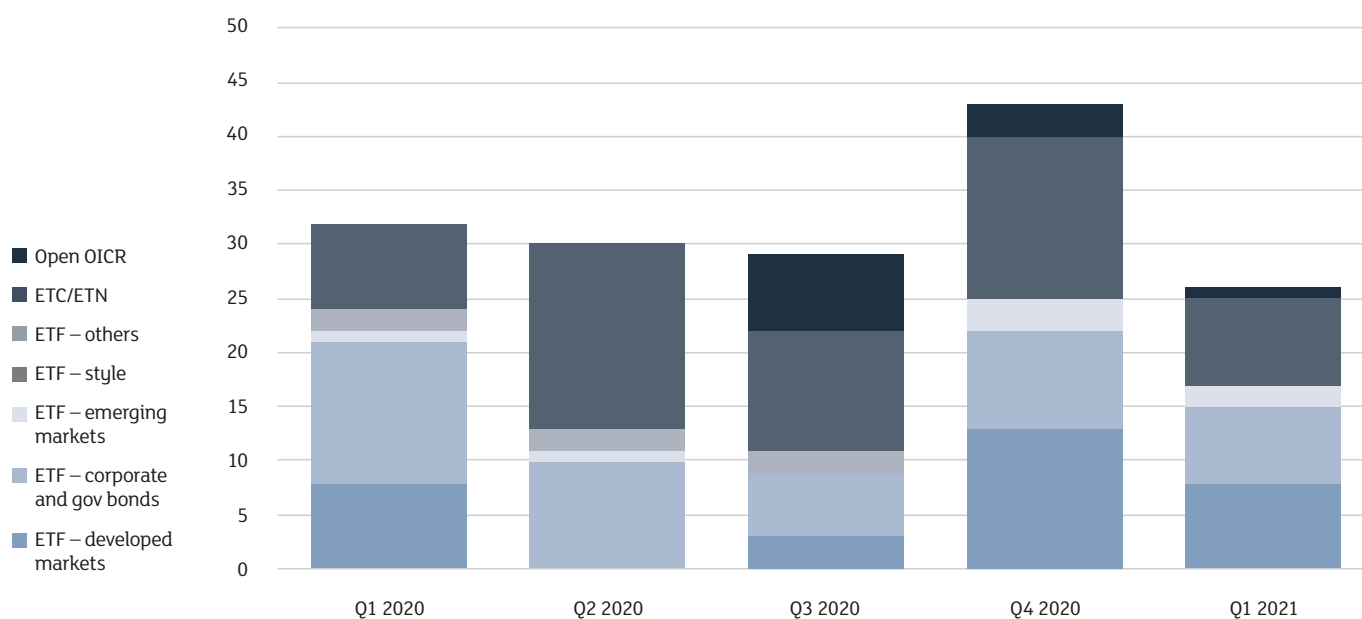
Sustainable instruments: focus

- 17 new ESG ETFs in Q1 (9 equity + 8 fixed income), for a total of 205 ESG ETFs available on ETFplus at the end of March.
- ESG AUM: €13.63bn at the end of March (+165.19% vs March 2020).
- ESG Inflow: €941.76m in 2021 (+25.16% vs Q1 2020).

News from ETFplus market

- First two ETFs on companies in the global hydrogen economy.
- First ETF on companies deriving most of their revenue from online retail.
- One ETF on Green Bonds.
- One ETF on bonds issued by EU to finance the SURE and the NextGenerationEU plans aimed at mitigating and repairing the economic and social damage caused by the Covid-19 pandemic.

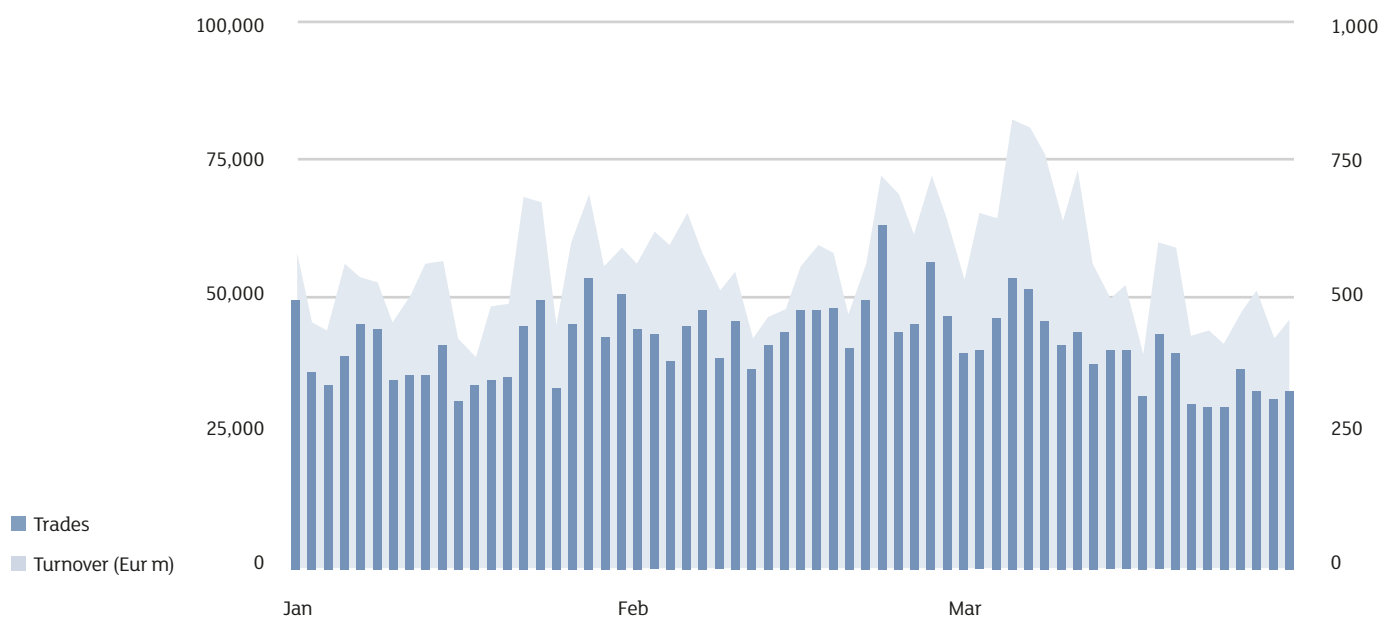
New listings on Italian market



New listings – Q1 2021

ETF	
Equity Thematic	7
Equity Emerging - Asia	1
Corporate Bond - Ex Euro	1
Corporate Bond - Emerging	1
Equity Europe - Regional	1
Government Bonds - Euro	2
Leveraged Long	1
Equity Emerging - World	1
Corporate Bond - High Yield	1
Equity North America	4
Equity Sectors (Emerging)	1
Equity World	2
Government Bonds - Ex Euro	1
Aggregate Bond	1
ETC/ETN	
Precious Metals	1
Total Q1 2021	26
Listed 31.03.2021	1,349

Trades



Daily average	Q1 2021	Var. % Q1 2020
---------------	---------	----------------

ETF

Trades	30,928	21.7%
Turnover (Eur m)	448.5	-17.1%

ETC/ETN

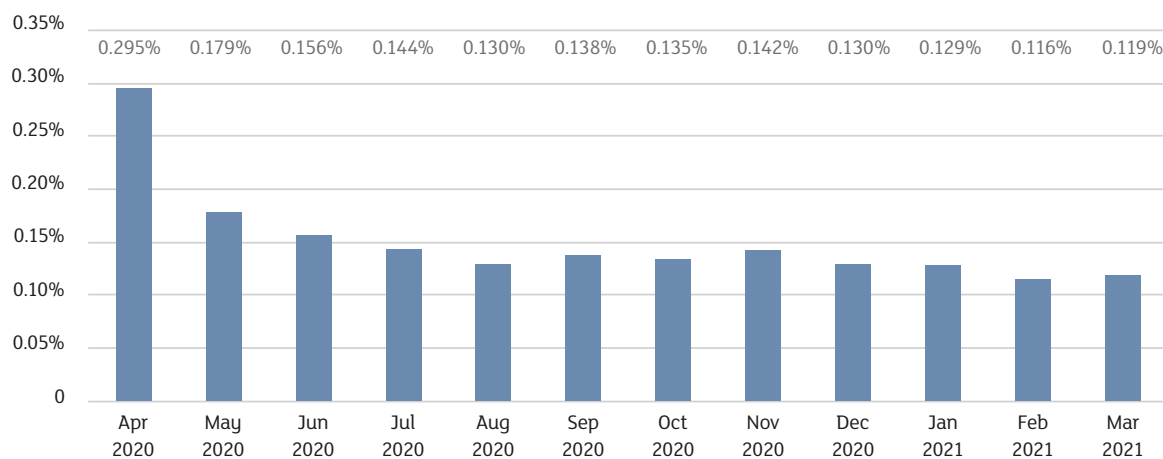
Trades	10,775	-26.6%
Turnover (Eur m)	114.4	-19.5%

Source: LSEG – Markets Analysis

Liquidity – Spread

	ETF Developed market	ETF Corporate government bond	ETF Emerging markets	ETF Style	ETF Others
Apr 2020	0.163%	0.364%	0.257%	0.364%	0.450%
May 2020	0.110%	0.196%	0.214%	0.234%	0.332%
Jun 2020	0.106%	0.161%	0.202%	0.235%	0.287%
Jul 2020	0.100%	0.144%	0.186%	0.205%	0.267%
Aug 2020	0.089%	0.131%	0.185%	0.192%	0.231%
Sep 2020	0.097%	0.135%	0.185%	0.218%	0.237%
Oct 2020	0.094%	0.133%	0.177%	0.205%	0.217%
Nov 2020	0.098%	0.132%	0.192%	0.238%	0.245%
Dec 2020	0.095%	0.119%	0.191%	0.215%	0.211%
Jan 2021	0.107%	0.118%	0.181%	0.191%	0.208%
Feb 2021	0.098%	0.099%	0.172%	0.180%	0.198%
Mar 2021	0.099%	0.102%	0.184%	0.174%	0.205%

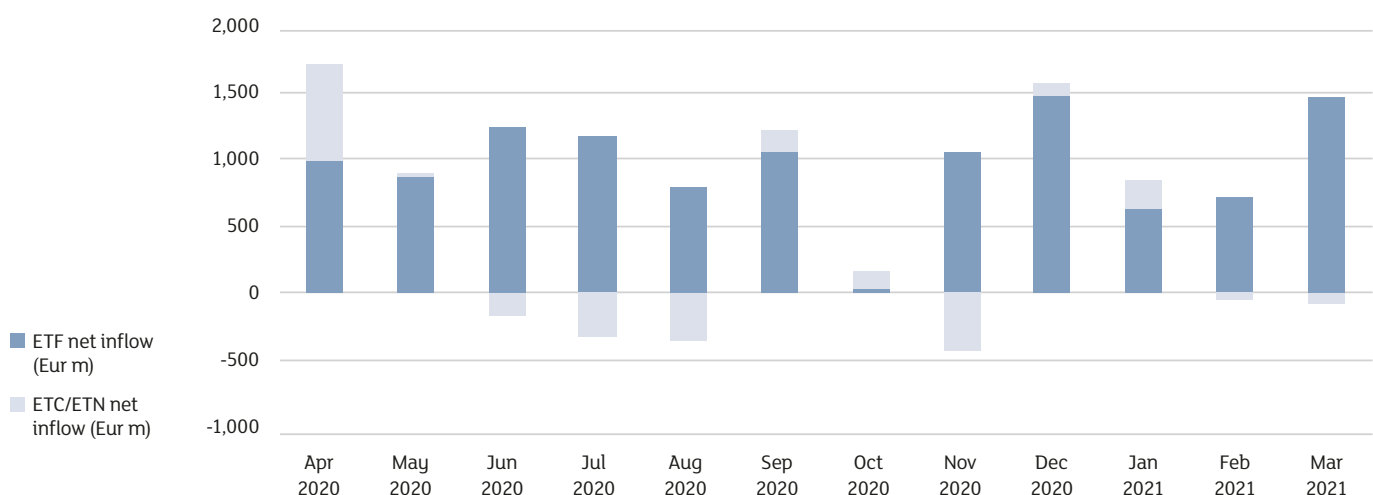
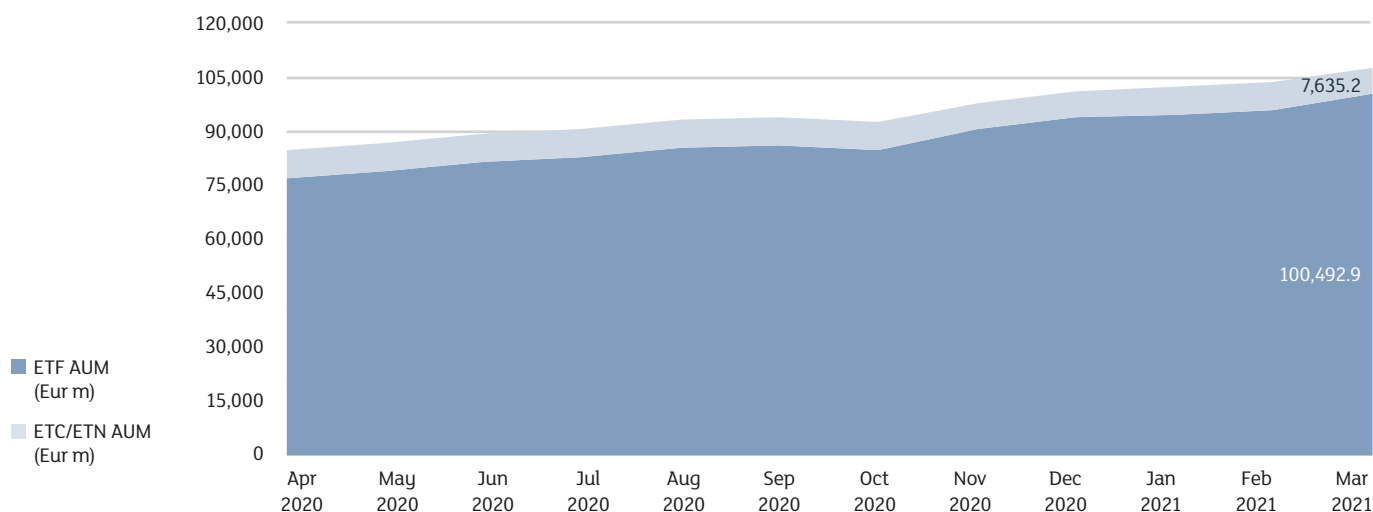
Market spread



Source: LSEG – Markets Analysis

SPREAD: It is the implicit cost that an investor incurs when buying and selling at the same moment a financial instrument at best bid and ask prices (it is calculated as the difference between best bid and ask prices divided by the mid quote).

AUM in Italy and Net Inflow

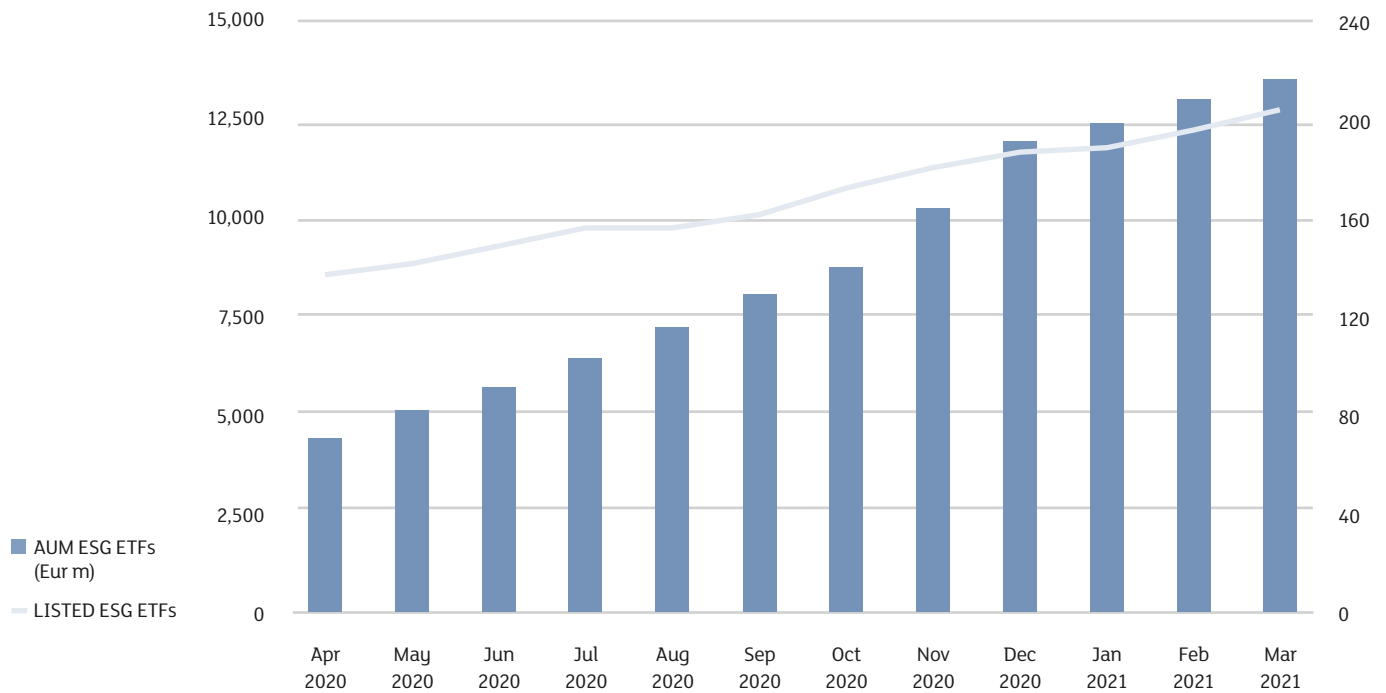


	AUM 2021 (Eur m)	Var, % Mar 2020
ETF	100,492.9	38.5%
ETC/ETN	7,635.2	9.1%
Total	108,128.1	35.9%

	Net inflow Q1 2021 (Eur m)	Net inflow Q4 Trim 2020 (Eur m)	Net inflow YtD (ML Euro)
ETF	2,809.5	2,563.3	2,809.5
ETC/ETN	89.1	-213.9	89.1
Total	2,898.5	2,349.4	2,898.5

Source: LSEG – Markets Analysis

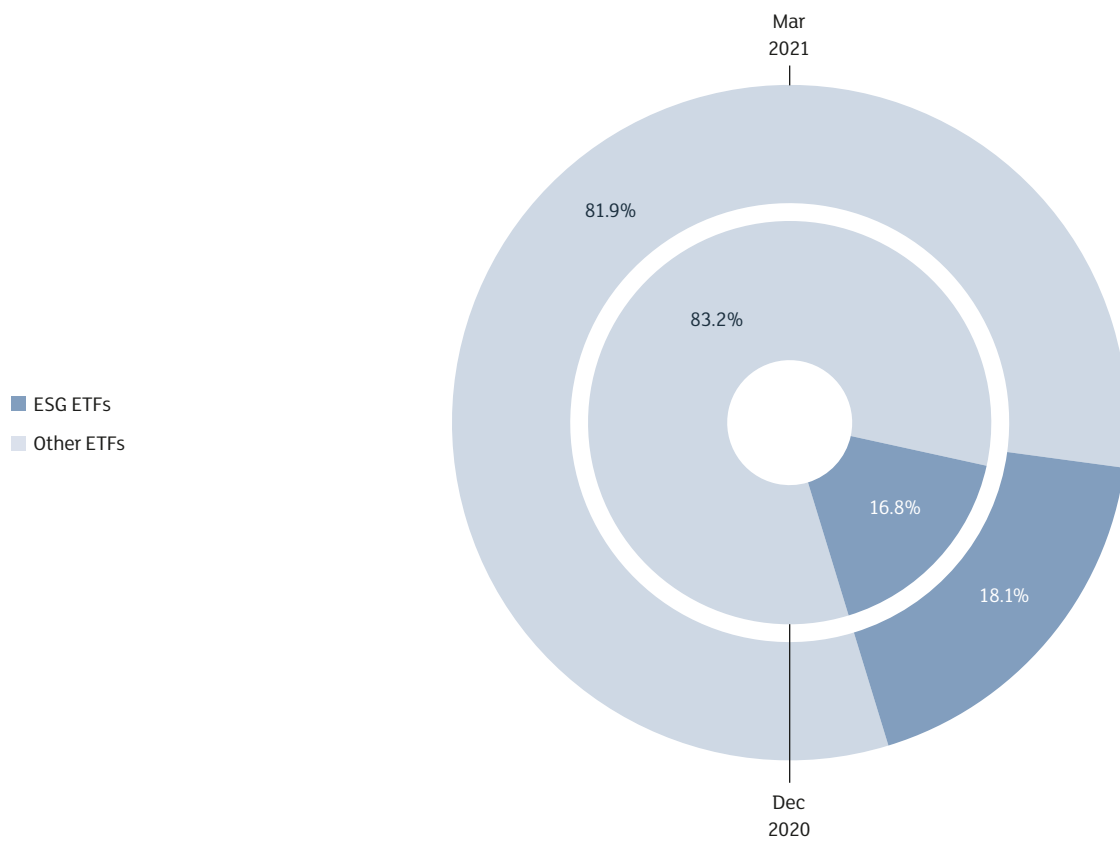
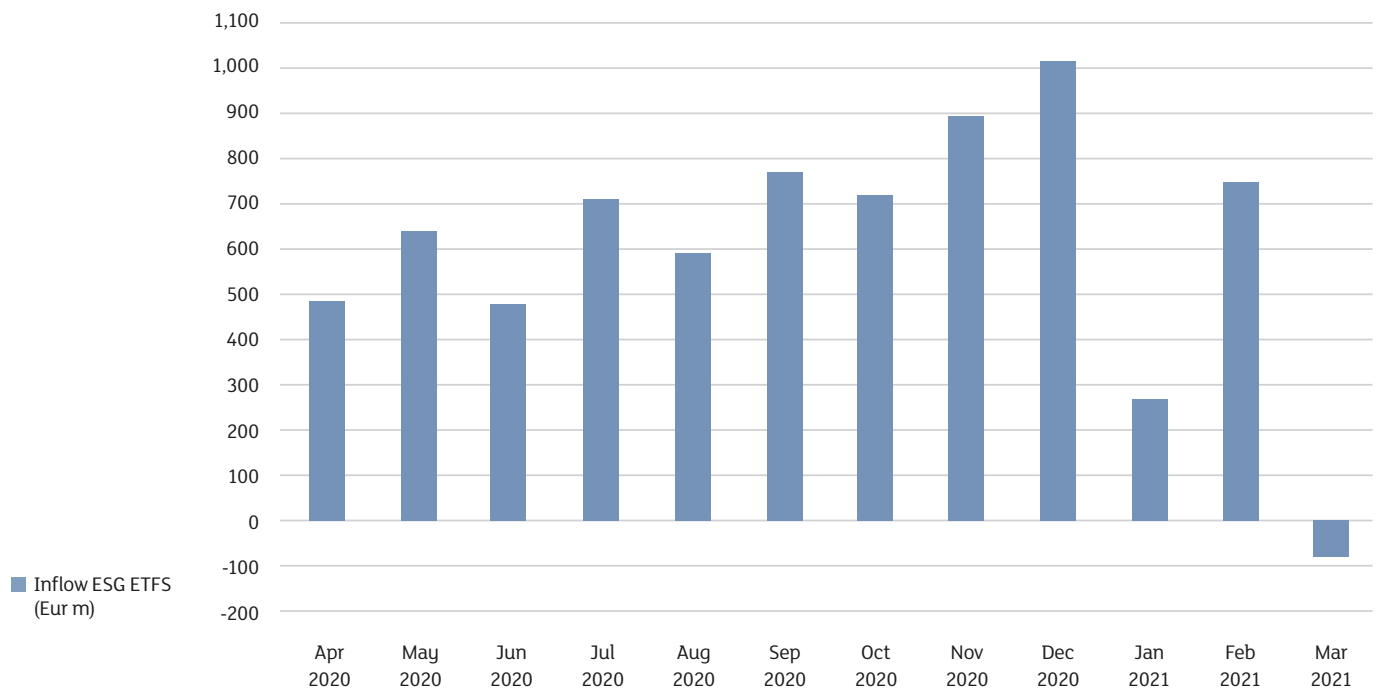
Sustainable instruments



	AUM mar 2021 (Eur m)	Var. % mar 2020
ESG ETF	13,630.7	271.9%

	Net Inflow Q1 2021 (Eur m)	Net Inflow Q4 2020 (Eur m)	Net Inflow YtD (Eur m)
ESG ETF	941.8	2,621.7	941.8

Fonte: Markets Analysis – London Stock Exchange Group.



Annex 1 – New listings on Italian market: details about ETF

AREA	ISSUER	INSTRUMENT	ISIN	TRADING CODE	BENCHMARK
EQUITY WORLD	AMUNDI INDEX SOLUTIONS	AMUNDI MSCI WORLD SRI UCITS ETF EUR H	LU2249056297	MWSH	MSCIWORLD SRI FILT EXFOSSIL FUEL 100% HEDGED EUR
EQUITY THEMATIC	HANETF ICAV	GLOBAL ONLINE RETAIL UCITS ETF	IE00BN7JGL35	IBUY	GLOBAL ONLINE RETAIL GROWTH INDEX
CORPORATE BOND - HIGH YIELD	INVESCO MARKETS III	INVESCO US HY FALLEN ANG UCITS ETF EUR H	IE00BYVTMZ20	FAEU	FTSE TIME-WEIGHTED US FALLEN ANGEL BOND SELECT IND
EQUITY THEMATIC	WISDOMTREE ISSUER	WISDOMTREE CYBERSECURITY UCITS ETF	IE00BLPK3577	WCBR	WISDOMTREE TEAM8 CYBERSECURITY INDEX
EQUITY SECTORS (EMERGING)	HSBC ETFS	HSBC HANG SENG TECH UCITS ETF	IE00BMWXKN31	HSTE	HANG SENG TECH INDEX
EQUITY THEMATIC	FIRST TRUST GLOBAL FUNDS	FIRST TRUST DJ INTERN INTERNET UCITS ETF	IE00BT9PVG14	FDNI	DOW JONES INTERNATIONAL INTERNET INDEX NTR
EQUITY EUROPE - REGIONAL	XTRACKERS (IE)	XTRACKERS MSCI EMU ESG UCITS ETF	IE00BNC1G699	XZEZ	MSCI EMU LOW CARBON SRI LEADERS NET EUR
EQUITY THEMATIC	LEGAL & GENERAL UCITS ETF	L&G HYDROGEN ECONOMY UCITS ETF	IE00BMYDM794	HTWO	SOLACTIVE HYDROGEN ECONOMY INDEX NTR
CORPORATE BOND - EX EURO	LEGAL & GENERAL UCITS ETF	L&G ESG USD CORPORATE BOND UCITS ETF	IE00BLRPRD67	USDC	JPMOR GLOB CREDIT IND GCI ESG INV GRAD USD CUST MA
GOVERNMENT BONDS - EURO	SSGA SPDR ETFS EUROPE I	SPDR BARCLAYS EURO GOV BOND UCITS ETF A	IE00BMYHQM42	GOVA	BARCLAYS EURO TREASURY BOND TR
GOVERNMENT BONDS - EURO	WISDOMTREE ISSUER	WISDOMTREE EUROPEAN UNION BOND UCITS ETF	IE00BMXWRM76	EUBO	IBOXX EUR EUROPEAN UNION SELECT INDEX
LEVERAGED LONG	MULTI UNITS FRANCE	LYXOR NASDAQ-100 DAILY 2X LEV UCITS ETF	FR0010342592	LQQ	NASDAQ-100 LEVERAGED NOTIONAL NET RETURN
EQUITY THEMATIC	KRANESHARES ICAV	KRANESHARES CSI CHINA INTERNET UCITS ETF	IE00BFXR7900	KWEB	THE CSI OVERSEAS CHINA INTERNET INDEX
CORPORATE BOND - EMERGING	LEGAL & GENERAL UCITS ETF	L&G ESG EMER MARK COR BOND USD UCITS ETF	IE00BLRPRF81	EMUS	J.P. MORGAN ESG CEMBI BROAD DIVERSIFIED CUSTOM MAT
EQUITY NORTH AMERICA	MULTI UNITS LUXEMBOURG	LYXOR NASDAQ-100 UCITS ETF DAILY H EUR A	LU1954152853	USTH	NASDAQ-100 CURRENCY HEDGED EUR TRN
EQUITY NORTH AMERICA	UBS (IRL) ETF PLC	UBS S&P 500 ESG ELITE UCITS ETF USD A	IE00BLSN7P11	SPEL	S&P 500 ESG ELITE TOTAL NET RETURN
EQUITY EMERGING - WORLD	LYXOR	LYXOR MSCI EMERGING MARK UCITS ETF	LU2200146228	LEMA	MSCI EMERGING MARKETS TRN INDEX
EQUITY THEMATIC	FIRST TRUST GLOBAL FUNDS	FIRST TRUST INDXX NEXTG UCITS ETF	IE00BWTNM743	NXTG	INDXX 5G & NEXTG THEMATIC INDEX (NTR)
EQUITY NORTH AMERICA	UBS (IRL) ETF PLC	UBS S&P 500 ESG ELITE UCITS ETF EUR HD A	IE00BLSN7W87	SPELE	S&P 500 ESG ELITE HEDGED TO EUR TOTAL NET RETURN
EQUITY WORLD	UBS (IRL) ETF PLC	UBS CLIM AWARE GL DEV EQ CTB UCITS ETF A	IE00BN4PXC48	CLIMA	SOLACTIVE UBS CLIMATE AWARE GLOB DEV EQUIT CTB NTR
EQUITY NORTH AMERICA	XTRACKERS (IE)	XTRACKERS NASDAQ 100 UCITS ETF	IE00BMFKG444	XNAS	NASDAQ 100
EQUITY THEMATIC	VANECK VECTORS UCITS ETFS PLC	VANECK VECTORS HYDROGEN ECONOMY UCITS ETF	IE00BMDH1538	HDRO	MVIS GLOBAL HYDROGEN ECONOMY INDEX
EQUITY EMERGING - ASIA	UBS (IRL) FUND SOLUTIONS	UBS MSCI CHINA A SF UCITS ETF	IE00BKFB6K94	CHINA	MSCI CHINA A NET TOTAL RETURN REAL TIME USD INDEX

AREA	ISSUER	INSTRUMENT	ISIN	TRADING CODE	BENCHMARK
AGGREGATE BOND	LEGAL & GENERAL UCITS ETF	L&G ESG GREEN BOND UCITS ETF	IE00BMYDMD58	GBND	J.P. MORGAN ESG GREEN BOND FOCUS INDEX
GOVERNMENT BONDS - EX EURO	ISHARES II PLC	ISHARES INDEX-LINK GILTS UCITS ETF GBP D	IE00B1FZSD53	INXG	BLOOMBERG BARCLAYS UK GOV INFLATION-LINKED BOND

Allegato 2 – Nuovi strumenti sul mercato italiano: dettaglio ETC/ETN

AREA	ISSUER	INSTRUMENT	ISIN	TRADING CODE	BENCHMARK
PRECIOUS METALS	WISDOMTREE METAL SECURITIES LIMITED	WISDOMTREE CORE PHYSICAL GOLD	JE00BN2CJ301	WGLD	LBMA GOLD PRICE (GOLD PM AUCTION)

This document contains text, data, graphics, photographs, illustrations, artwork, names, logos, trade marks, service marks and information (“Information”) connected with Borsa Italiana S.p.A. (“Borsa Italiana”). All reasonable efforts have been made to ensure that the Information in this document was correct at the time of publication. However, Borsa Italiana Spa accepts no liability for decisions taken, or systems-related or other work carried out by any party based on this document. The publication of this document does not represent solicitation, by Borsa Italiana, of public saving and is not to be considered as a recommendation by Borsa Italiana as to the suitability of the investment, if any, herein described.

Contacts

Media Relations

Telephone +39 02 72426 360

media.relations@borsaitaliana.it

[**www.borsaitaliana.it**](http://www.borsaitaliana.it)