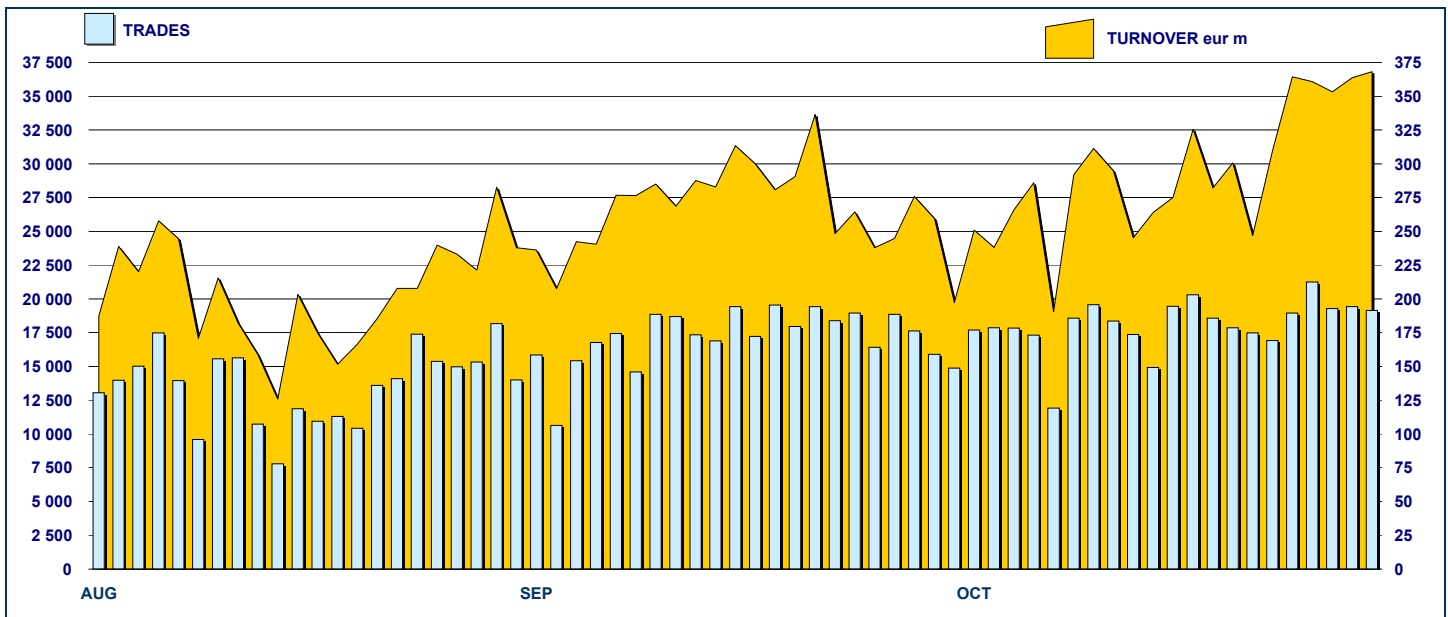


SECURITISED DERIVATIVES DAILY TURNOVER

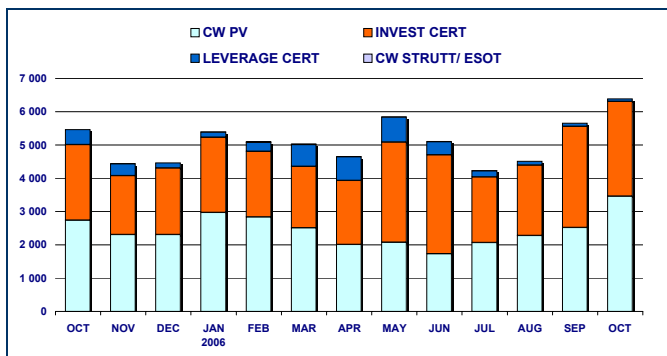


MAIN INDICATORS

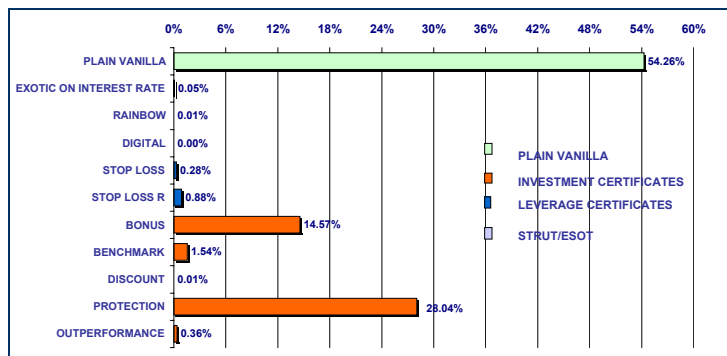
	LISTED SeDeX					TRADING					
	DEC 2005	SEPTEMBER 2006		OCTOBER 2006		SEPTEMBER 2006		OCTOBER 2006		JAN-OCT 2006	
	LISTED END OF MONTH	LISTED END OF MONTH	MONTH NEW LISTED	LISTED END OF MONTH	MONTH NEW LISTED	TRADES number	TURNOVER eur m	TRADES number	TURNOVER eur m	TRADES number	TURNOVER eur m
MARKET SEGMENTS											
PLAIN VANILLA CW	3 189	3 059	386	3 588	673	292 945	2 521.4	329 455	3 464.5	2 948 464	24 475.6
STRUTTURATI / ESOTICI CW	151	197	4	143	-	9 977	5.5	7 138	4.0	77 924	85.1
LEVERAGE CERTIFICATES	290	294	85	322	59	25 728	89.5	22 017	74.4	333 126	3 405.4
INVESTMENT CERTIFICATES	446	572	51	592	29	33 571	3 038.2	36 313	2 842.8	304 426	23 934.5
TOTAL	4 076	4 122	526	4 645	761	362 221	5 654.6	394 923	6 385.7	3 663 940	51 900.5
UNDERLYING ASSETS											
DOMESTIC SHARES	1 821	1 741	137	2 096	418	93 731	3 034.5	120 427	2 984.6	923 828	21 251.6
DOMESTIC INDICES	460	420	65	563	200	146 234	1 725.0	159 252	2 497.0	1 462 049	15 580.0
FOREIGN SHARES	494	457	35	451	6	14 977	172.0	17 897	122.2	149 562	3 044.0
FOREIGN INDICES	782	761	125	836	118	85 925	672.5	77 555	736.7	943 565	11 446.4
COMMODITIES (*)	213	332	64	343	19	7 660	36.3	9 737	32.5	65 956	374.0
INTEREST RATE (**)	107	120	4	120	-	10 120	5.6	7 291	4.3	79 051	68.5
OTHERS	199	291	96	236	-	3 574	8.7	2 764	8.4	39 929	136.0
TOTAL	4 076	4 122	526	4 645	761	362 221	5 654.6	394 923	6 385.7	3 663 940	51 900.5
(*) Futures on Commodities are included											
(**) Futures on Interest rate are included											
ISSUERS											
ABAXBANK	74	134	-	80	-	180	1.4	142	1.9	2 300	86.5
ABN AMRO BANK	327	454	46	495	62	25 240	112.7	22 207	99.2	249 750	1 416.1
BANCA ALETTI	-	59	18	55	1	5 539	518.3	7 557	606.2	39 619	3 507.5
BANCA ANTONVENETA	84	113	4	113	-	17 592	25.0	17 234	26.9	104 607	124.0
BANCA CABOTO	485	469	-	469	-	16 274	81.8	27 508	492.7	148 740	797.6
BANCA IMI	229	119	-	391	276	3 705	53.3	28 454	501.5	108 494	3 124.8
BANCA NAZ LAVORO	42	-	-	-	-	4	0.0	-	-	478	1.2
CITIGROUP GLOBAL MARKETS DEUTSCHL/	7	7	-	7	-	11	0.1	35	0.7	148	5.9
COMMERZBANK	4	4	-	4	-	2	0.0	-	-	3	0.01
DEUTSCHE BANK AG	386	380	87	483	138	62 292	1 768.9	61 254	1 678.6	584 720	16 885.5
GOLDMAN SACHS	581	660	-	602	-	126 347	544.4	116 697	461.5	1 223 272	5 036.2
GOLDMAN SACHS JERSEY LIMITED	-	-	-	112	117	-	-	5 328	102.8	5 328	102.8
JP MORGAN CHASE BANK	-	-	-	1	1	-	-	42	0.6	42	0.6
MERRILL LYNCH	18	16	-	15	-	18	0.1	35	0.2	346	4.3
SAL OPPENHEIM	37	30	2	30	-	175	0.8	235	1.0	2 701	15.7
SOCIETE GENERALE	552	588	1	549	-	42 496	855.3	42 970	867.4	509 820	6 441.0
SOCIETE GENERALE ACCEPTANCE N.V.	-	-	-	6	4	-	-	868	10.2	868	10.2
UBS AG	26	148	-	306	158	241	1.8	357	5.6	2 003	15.4
UNICREDITO ITALIANO	1 224	941	368	927	4	62 105	1 690.7	64 000	1 528.8	680 701	14 325.1
TOTAL	4 076	4 122	526	4 645	761	362 221	5 654.6	394 923	6 385.7	3 663 940	51 900.5



**TURNOVER
MONTHLY FIGURES - eur m**



**TURNOVER BY TYPOLOGIES
MONTHLY FIGURES - eur m**



**MOST TRADED UNDERLYING ASSETS
IN TERMS OF NUMBER OF TRADES**

UNDERLYING ASSET	TRADES			DAILY AVERAGE
	TOTAL		% CUM	
	NUMBER	% TOT		
S&P/MIB	159 047	40.27%	40.27%	7 229
DAX	34 131	8.64%	48.92%	1 551
NASDAQ 100	30 488	7.72%	56.64%	1 386
ENI	28 094	7.11%	63.75%	1 277
STMICROELECTRONICS	15 533	3.93%	67.68%	706
FIAT	13 177	3.34%	71.02%	599
TELECOM ITALIA	10 534	2.67%	73.69%	479
SAN PAOLO IMI	7 518	1.90%	75.59%	342
EURIBOR 3M	7 077	1.79%	77.38%	322
GENERALI	6 985	1.77%	79.15%	318

**MOST TRADED UNDERLYING ASSETS
IN TERMS OF TURNOVER**

UNDERLYING ASSET	TURNOVER			DAILY AVERAGE
	TOTAL		% CUM	
	eur m	% TOT		
S&P/MIB	2 495.10	39.07%	39.07%	113.41
ENI	1 785.08	27.95%	67.03%	81.14
SAN PAOLO IMI	636.83	9.97%	77.00%	28.95
DAX	509.60	7.98%	84.98%	23.16
GENERALI	173.91	2.72%	87.70%	7.91
UNICREDITO ITALIANO	144.26	2.26%	89.96%	6.56
STMICROELECTRONICS	125.91	1.97%	91.94%	5.72
NASDAQ 100	102.53	1.61%	93.54%	4.66
FIAT	79.60	1.25%	94.79%	3.62
DOW JONES EURO STOXX 50	47.54	0.74%	95.53%	2.16

MOST TRADED INSTRUMENTS

PLAIN VANILLA COVERED WARRANTS - OCTOBER 2006					LEVERAGE CERTIFICATES - OCTOBER 2006				
ISIN	ISSUER	UNDERLYIN	MKTG NAME	TURNOV. eur m	ISIN	ISSUER	UNDERLYING	MKTG NAME	TURNOV. eur m
FR0010346106	SOCIETE GENERALE	S&P/MIB	PLAIN VANILLA	418.15	NL0000162865	ABN AMRO BANK	DAX	MINI FUTURES	5.94
DE000DB72720	DEUTSCHE BANK AG	DAX	PLAIN VANILLA	312.06	NL0000082667	ABN AMRO BANK	DAX	MINI FUTURES	4.30
FR0010346171	SOCIETE GENERALE	S&P/MIB	PLAIN VANILLA	220.61	NL0000162931	ABN AMRO BANK	S&P/MIB	MINI FUTURES	3.33
IT0003976377	BANCA CABOTO	S&P/MIB	PLAIN VANILLA	153.69	NL0000162774	ABN AMRO BANK	DAX	MINI FUTURES	3.29
IT0004035793	BANCA CABOTO	S&P/MIB	PLAIN VANILLA	137.21	NL0000709301	ABN AMRO BANK	DAX	MINI FUTURES	3.18
STRUTTURATI/ESOTICI - OCTOBER 2006					INVESTMENT CERTIFICATES - OCTOBER 2006				
ISIN	ISSUER	UNDERLYIN	MKTG NAME	TURNOV. eur m	ISIN	ISSUER	UNDERLYING	MKTG NAME	TURNOV. eur m
IT0004081706	BANCA ANTONVENETA	EURIBOR 3M	EURIBOR CAP	0.34	IT0004035918	UNICREDITO ITALIANO	ENI	BONUS	693.77
IT0003921209	BANCA ANTONVENETA	EURIBOR 3M	EURIBOR CAP	0.25	DE000DB03623	DEUTSCHE BANK AG	ENI	EQUITY PROTECTION	338.70
IT0004085665	ABAXBANK	BHP BILLITON	HEDGE WARRANT	0.21	DE000DB03615	DEUTSCHE BANK AG	ENI	EQUITY PROTECTION	319.20
IT0003805501	BANCA ANTONVENETA	EURIBOR 3M	EURIBOR CAP	0.18	IT0004032790	BANCA ALETTI	ENI	BORSA PROTETTA	265.10
IT0003805444	BANCA ANTONVENETA	EURIBOR 3M	EURIBOR CAP	0.17	IT0004035934	UNICREDITO ITALIANO	SAN PAOLO	IBONUS	215.36

News

Banca Aletti - Issue Programmes of Up & Up Certificates and Step Certificates

Glossary

Plain Vanilla: plain vanilla Covered Warrants
 IC - Benchmark: linear tracking of the underlying
 IC - Bonus: minimum return guaranteed in case of moderate decline
 IC - Equity Protection: (partial/total) protection from decline
 IC - Discount: purchase of the underlying at a discounted price

IC - Structured: combination of different options
 LC - Stop Loss: certificates with a knock-out barrier and leverage effect
 LC - Stop Loss R: Stop Loss with daily update of the strike
 CW SE - Exotics on Exchange Rates: CWs on interest rates and with periodic exercise
 CW SE - Rainbow: CWs on a ratio of two assets



Research & Development
 Piazza degli Affari, 6 - 20123 - Milano
 Tel +39 02 72426.478 - Fax +39 02 8646.4323
 e-mail: research@borsaitaliana.it
www.borsaitaliana.it