

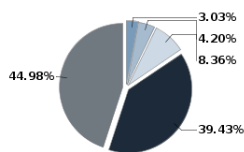
DiaSorin

Headquartered in Italy and listed in the FTSE MIB Index, DiaSorin is a global leader in the In Vitro Diagnostic (IVD) field. For over 50 years the Company has been developing, producing and marketing reagent kits for IVD worldwide. The Group has a presence on the 5 continents. [Continue reading](#)

BOARD MEMBERS			TOP MANAGEMENT		
EXECUTIVE	NON EXECUTIVE	INDEPENDENT			
			C.R.C. (1)	C.C. (2)	N.C. (3)
✓			✓		
Michele Denegri <i>Chairman</i>			Carlo Rosa <i>CEO</i>		
✓			✓		
Giancarlo Boschetti <i>Vice-Chairman</i>			Piergiorgio Pedron <i>Chief Financial Officer</i>		
✓			✓		
Carlo Rosa <i>CEO</i>			Chen Even <i>Senior Corporate VP Commercial Operations</i>		
✓			✓		
Chen Even <i>Board member</i>			Stefano Ronchi <i>Senior Corporate VP Human Resources</i>		
✓			✓		
Stefano Altara <i>board member</i>			OTHER INFORMATION RELATING GOVERNANCE		
✓			Compensation		
✓			<input checked="" type="checkbox"/> Stock <input checked="" type="checkbox"/> Mbo <input checked="" type="checkbox"/> Incentivo		
✓			<input checked="" type="checkbox"/> List based voting system (BoD / MB)		
✓			<input checked="" type="checkbox"/> Record Date		
✓					
Luca Melindo					
✓					
Diego Pistone					
✓					
Fiorella Altruda <i>Board member</i>					
✓					
André Michel Ballester					
✓					
Franco Moschetti <i>Board member</i>					
✓					
Francesca Pasinelli <i>Board member</i>					
✓					
Roberta Somati <i>Board member</i>					
✓					
Monica Tardivo <i>Board member</i>					
✓					
Tullia Todros <i>Board member</i>					
✓					
Giovanna Pacchiana Parravicini					

(1): Control and Risk Committee (2): Compensation Committee (3): Nomination Committee

SHAREHOLDERS *



- T. Rowe Price Associates, Inc.: **3.03%**
- Even Chen Menachem: **4.2%**
- Rosa Carlo: **8.36%**
- other shareholders < 2%: **39.43%**
- Finde SS: **44.98%**

Source: COMPANY. Update: 2/8/23

COMPANY

DiaSorin
via Crescentino snc
13040 Saluggia

Tel.: +39 0161 487 526
Fax: +39 0161 487 670

[go to website](#)

Investor Relations*

Riccardo Fava
@: riccardo.fava@diasorin.it
Tel.: +39 0161 487988
Fax: +39 0161 487670

ISIN	IT0003492391
Bloomberg	DIA IM
Reuters	DIA.MI
Industry	HEALTH CARE
Super sector	HEALTH CARE
Market Segment	Euronext Milan

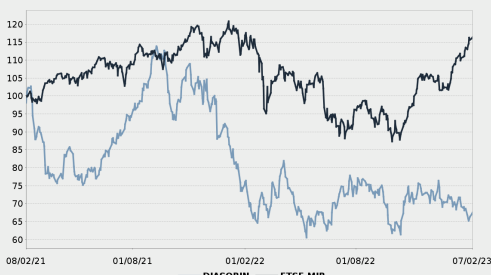
KEY FIGURES *

€m	I Quarter	I Quarter	Var %	Annual Results	Annual Results
	31/03/22	31/03/21	'22 vs '21	31/12/21	31/12/20
Total Sales	357.60	266.70	34.08%	1,237.65	881.30
Ebitda	146.60	118.00	24.24%	515.49	385.26
Ebitda margin	41.00%	44.24%		41.65%	43.71%
Ebit	113.60	103.30	9.97%	419.50	324.23
Ebit Margin	31.77%	38.73%		33.89%	36.79%
Ebt	106.20	102.60	3.51%	399.33	321.37
Ebt margin	29.70%	38.47%		32.27%	36.47%
Net Result	82.30	78.20	5.24%	310.73	248.30
E-Margin	23.02%	29.32%		25.11%	28.17%
	I Quarter	I Quarter	Var %	Annual Results	Annual Results
	31/03/22	31/03/21	'22 vs '21	31/12/21	31/12/20
Net Financial Debt / (Cash)	860.00	-393.60		985.89	-305.35
Net Equity	1,506.70	1,063.60	41.66%	1,367.94	956.32
Capital Employed	2,366.70	670.00	253.24%	2,353.83	650.97

Source: company data. The year-end closing is at December, 31. Values are expressed in Million Euro.

SHARE ANALYSIS

Source: Borsa Italiana

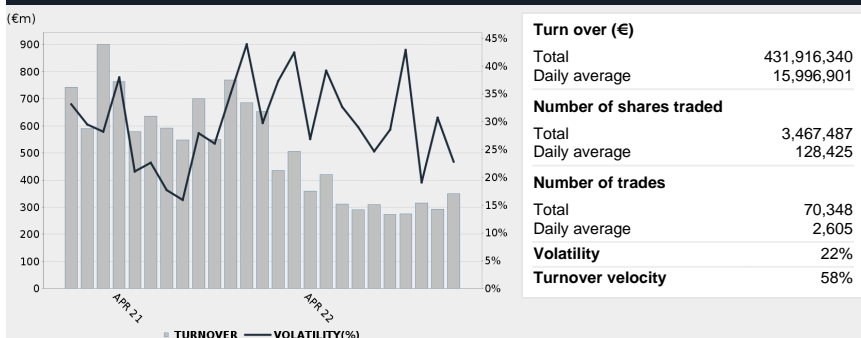


	Quantity	MARKET CAP (€m)
Shares outstanding	55,948,257	6,848.89
Ordinary	55,948,257	6,848.89
Nominal value (€)		1
	Last Divid.	Detach Date
Ordinary (€)	1.05	23/05/2022

Last price	Ord	Perform.	Ord	FTSEMIB	Relative perf.
07/02/2023	122.415	-2Y	-31%	17%	-49%
Price range (-2y)	Ord	-1Y	-4%	3%	-7%
MAX	206.345	-3M	-5%	15%	-21%
MIN	109.823	-1M	-2%	8%	-10%

TURNOVER AND VOLATILITY

Source: Borsa Italiana



Turn over (€)	
Total	431,916,340
Daily average	15,996,901
Number of shares traded	
Total	3,467,487
Daily average	128,425
Number of trades	
Total	70,348
Daily average	2,605
Volatility	22%
Turnover velocity	58%

OTHER LISTED INSTRUMENTS ON BIT MARKET

Source: Borsa Italiana

- ✓ IDEM STOCK FUTURES
- ✓ SECURITISED DERIVATIVES
- ✓ WARRANTS
- ✓ STOCK OPTIONS
- ✓ LISTED BONDS

* The above information has been provided and updated by the issuing company