



Aeffe Group operates worldwide in the fashion and luxury goods sector and is active in the design, production and distribution of a wide range of products that includes prêt-à-porter, footwear and leather goods. The Group develops, produces and distributes, with a [const Continue reading](#)

BOARD MEMBERS			Board members ownership		
EXECUTIVE	NON-EXECUTIVE	INDEPENDENT	C.R.C. (1)	C.C. (2)	N.C. (3)
✓					
Massimo Ferretti President			Massimo Ferretti 63,000 stocks on 6/6/17		
Alberta Ferretti Vice President			Alberta Ferretti 40,000 stocks on 6/6/17		
Simone Badioli Chief Executive Officer			Simone Badioli 26,565 stocks on 6/6/17		
Marcello Tassinari General Manager					
✓			✓	✓	
Roberto Lugano Board member					
✓			✓	✓	
Daniela Saitta Director					
✓			✓		
Alessandro Bonfiglioli Director					
✓			✓		
Bettina Campedelli Director					

TOP MANAGEMENT
Marcello Tassinari Group General Manager

OTHER INFORMATION RELATING GOVERNANCE
Compensation ✓ Stock ✓ Mbo ✓ Incentivo
✓ List based voting system (BoD / MB)
Quorum for minority shareholders 2.5%
✓ Record Date

COMPANY

AEFFE

Via delle Querce 51
47842 San Giovanni in Marignano

Tel.: 0541965211
Fax: 0541955650

[go to website](#)

Auditing company *

RIA Grant Thornton S.p.A.
www.ria-grantthornton.it

Investor Relations*

Annalisa Aldrovandi
@: annalisa.aldrovandi@aeffe.com
Tel.: 0541/965.494
Fax: 0541/955.650

ISIN IT0001384590

Bloomberg AEF IM

Reuters AEF.MI

Industry CONSUMER GOODS

Super sector PERSONAL & HOUSEHOLD GOODS

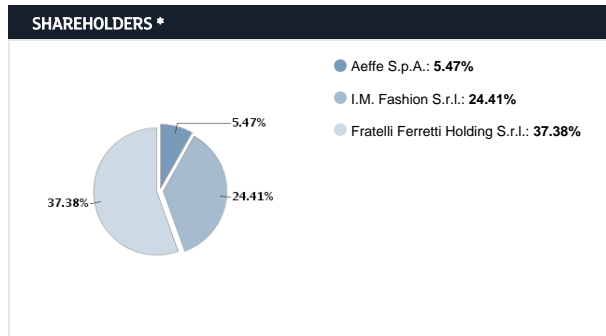
Market Segment STAR

KEY FIGURES *					
€m	First-Half Results	First-Half Results	Var %	Annual Results	Annual Results
	30/06/20	30/06/19	'20 vs '19	31/12/19	31/12/18
Total Sales	118.86	173.30	-31.41%	351.40	346.56
Ebitda	0.57	26.68	-97.86%	53.13	43.33
Ebitda margin	0.48%	15.39%		15.12%	12.50%
Ebit	-12.81	13.21		25.10	29.65
Ebit Margin	-10.78%	7.62%		7.14%	8.55%
Ebt	-14.13	11.54		21.81	28.80
Ebt margin	-11.88%	6.66%		6.21%	8.31%
Net Result	-10.90	5.11		11.69	16.73
E-Margin	-9.17%	2.95%		3.33%	4.83%

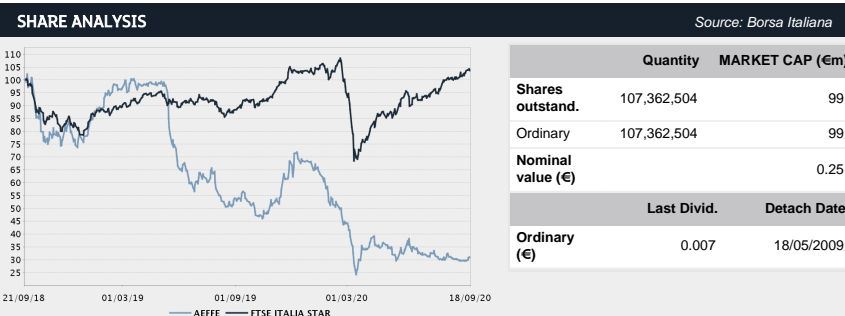
	First-Half Results	First-Half Results	Var %	Annual Results	Annual Results
	30/06/20	30/06/19	'20 vs '19	31/12/19	31/12/18
Net Financial Debt / (Cash)	150.61	147.16	2.35%	135.21	31.26
Net Equity	191.00	198.28	-3.67%	204.07	197.46
Capital Employed	341.61	345.44	-1.11%	339.29	228.72

(1): Control and Risk Committee (2): Compensation Committee (3): Nomination Committee

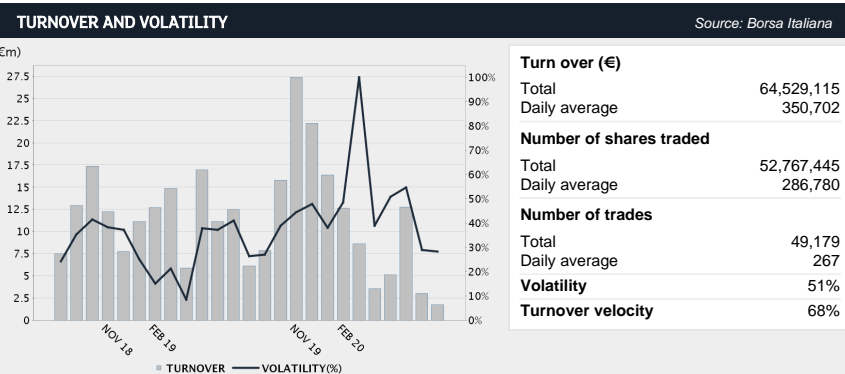
Source: company data. The year-end closing is at December, 31. Values are expressed in Million Euro.



Source: Aeffe S.p.A. Update: 6/3/15



Last price	Ord	Perform.	Ord	ITSTAR	Relative perf.
18/09/2020	0.922	-2Y	-67%	4%	-71%
Price range (-2y)	Ord	-1Y	-42%	12%	-55%
MAX	3.04	-3M	-11%	12%	-22%
MIN	0.722	-1M	0%	3%	-3%



* The above information has been provided and updated by the issuing company