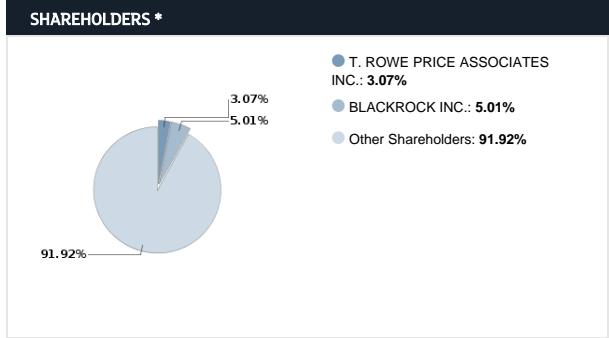




Prysmian S.p.A. is world leader in the energy and telecom cable systems industry. With almost 140 years of experience, sales of over €11 billion, about 29,000 employees in over 50 countries and 106 plants, Prysmian Group is strongly positioned in high-tech markets and o [Continue reading](#)

| BOARD MEMBERS |               |             | C.R.C. (1) | C.C. (2) | N.C. (3) |
|---------------|---------------|-------------|------------|----------|----------|
| EXECUTIVE     | NON EXECUTIVE | INDEPENDENT |            |          |          |
| ✓             | ✓             | ✓           | ✓          | ✓        | ✓        |
| ✓             | ✓             | ✓           | ✓          | ✓        | ✓        |
| ✓             | ✓             | ✓           | ✓          | ✓        | ✓        |
| ✓             | ✓             | ✓           | ✓          | ✓        | ✓        |
| ✓             | ✓             | ✓           | ✓          | ✓        | ✓        |
| ✓             | ✓             | ✓           | ✓          | ✓        | ✓        |
| ✓             | ✓             | ✓           | ✓          | ✓        | ✓        |
| ✓             | ✓             | ✓           | ✓          | ✓        | ✓        |
| ✓             | ✓             | ✓           | ✓          | ✓        | ✓        |
| ✓             | ✓             | ✓           | ✓          | ✓        | ✓        |
| ✓             | ✓             | ✓           | ✓          | ✓        | ✓        |

(1): Control and Risk Committee (2): Compensation Committee (3): Nomination Committee



Source: Consob Update: 12/30/21

|   |   |  |
|---|---|--|
| <b>COMPANY</b><br><b>PRYSMIAN</b>                                       | <b>Auditing company *</b><br>EY S.p.A.  | <b>ISIN</b> IT0004176001<br><b>Bloomberg</b> PRY IM<br><b>Reuters</b> PRY.MI   |
| Via Chiese 6<br>20126 Milano<br><br>Tel.: 02 6449 1<br>Fax: 02 64494504 | <b>Investor Relations*</b><br>Cristina Bifulco<br>@:<br>mariacristina.bifulco@prysmiangroup.com<br>Tel.: +3902644951400 | <b>Industry</b> INDUSTRIALS<br><b>Super sector</b> INDUSTRIAL GOODS AND SERVICES<br><b>Market Segment</b> Euronext Milan |

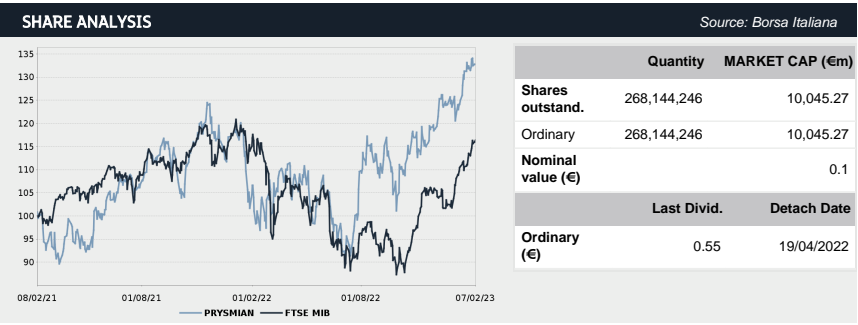
### KEY FIGURES \*

| €m            | 9 Months  | 9 Months | Var %      | Annual Results | Annual Results |
|---------------|-----------|----------|------------|----------------|----------------|
|               | 30/09/22  | 30/09/21 | '22 vs '21 | 31/12/21       | 31/12/20       |
| Total Sales   | 12,089.00 | 9,294.00 | 30.07%     | 12,736.00      | 10,016.00      |
| Ebitda        | 1,131.00  | 725.00   | 56.00%     | 976.00         | 840.00         |
| Ebitda margin | 9.36%     | 7.80%    |            | 7.66%          | 8.39%          |
| Ebit          | 859.00    | 483.00   | 77.85%     | 647.00         | 515.00         |
| Ebit Margin   | 7.11%     | 5.20%    |            | 5.08%          | 5.14%          |
| Ebt           | 618.00    | 379.00   | 63.06%     | 476.00         | 252.00         |
| Ebt margin    | 5.11%     | 4.08%    |            | 3.74%          | 2.52%          |
| Net Result    | 431.00    | 255.00   | 69.02%     | 308.00         | 178.00         |
| E-Margin      | 3.56%     | 2.74%    |            | 2.42%          | 1.78%          |

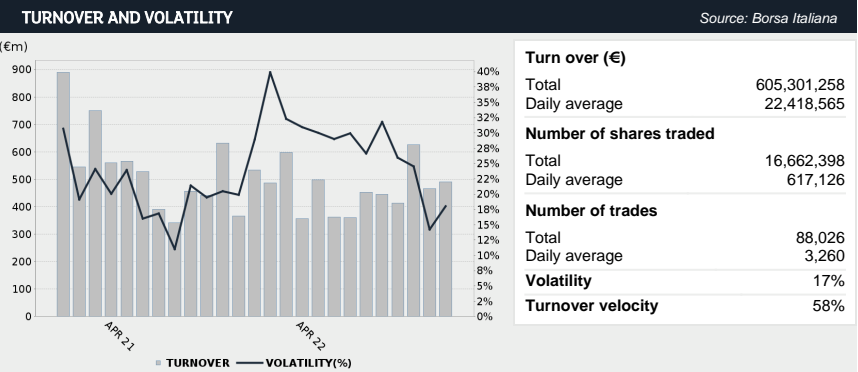
  

|                             | 9 Months | 9 Months | Var %      | Annual Results | Annual Results |
|-----------------------------|----------|----------|------------|----------------|----------------|
|                             | 30/09/22 | 30/09/21 | '22 vs '21 | 31/12/21       | 31/12/20       |
| Net Financial Debt / (Cash) | 2,372.00 | 2,663.00 | -10.93%    | 1,760.00       | 1,986.00       |
| Net Equity                  | 3,985.00 | 2,891.00 | 37.84%     | 3,089.00       | 2,423.00       |
| Capital Employed            | 6,357.00 | 5,554.00 | 14.46%     | 4,849.00       | 4,409.00       |

Source: company data. The year-end closing is at December, 31. Values are expressed in Million Euro. EBITDA is defined as adjusted EBITDA before non-recurring income (expenses). EBIT is defined as adjusted EBIT before non-recurring income (expenses), the fair value change in metal deriv ...



| Last price        | Ord    | Perform. | Ord | FTSEMIB | Relative perf. |
|-------------------|--------|----------|-----|---------|----------------|
| 07/02/2023        | 37.462 | -2Y      | 32% | 17%     | 15%            |
| Price range (-2y) | Ord    | -1Y      | 35% | 3%      | 32%            |
| MAX               | 37.84  | -3M      | 16% | 15%     | 1%             |
| MIN               | 25.297 | -1M      | 9%  | 8%      | 1%             |



### OTHER LISTED INSTRUMENTS ON BIT MARKET

Source: Borsa Italiana

- ✓ IDEM STOCK FUTURES
- ✓ SECURITISED DERIVATIVES
- ✓ WARRANTS
- ✓ STOCK OPTIONS
- ✓ LISTED BONDS

\* The above information has been provided and updated by the issuing company