



Established in 1962 by Camillo Caleffi, the Company is specialized in manufacturing and marketing luxury textile items for the household. Caleffi collections stand out for the fine design and preciousness of fabric that allow the Company to position itself in the medium [Continue reading](#)

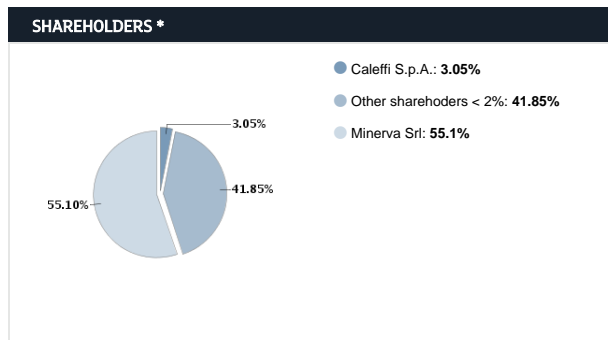
BOARD MEMBERS			C.R.C. (1)	C.C. (2)	N.C. (3)
EXECUTIVE	NON EXECUTIVE	INDEPENDENT			
✓					
✓					
✓					
✓					

Board members ownership
<b>Giuliana Caleffi</b> 8,298,324 stocks on 5/25/20
<b>Raffaello Favagrossa</b> 312,560 stocks on 2/3/20
<b>Guido Ferretti</b> 45,000 stocks on 12/31/19

TOP MANAGEMENT
<b>Giuliana Caleffi</b> Chairman
<b>Guido Ferretti</b> CEO
<b>Emanuela Gazza</b> IR Manager - Resp. Planning & Control
<b>Giovanni Bozzetti</b> Resp. Administration - for preparing accounting documents
<b>Antonio D'Anna</b> Head of Legal and Corporate Affairs

OTHER INFORMATION RELATING GOVERNANCE
<b>Compensation</b>
<input checked="" type="checkbox"/> Stock <input checked="" type="checkbox"/> Mbo <input checked="" type="checkbox"/> Incentivo
<input checked="" type="checkbox"/> List based voting system (BoD / MB)
Quorum for minority shareholders: 2.5%
<input checked="" type="checkbox"/> Record Date

(1): Control and Risk Committee (2): Compensation Committee (3): Nomination Committee



Source: Company Update: 1/14/13

**COMPANY**  
**CALEFFI**

Via Belfiore 24  
46019 Viadana

Tel.: 0375 7881  
Fax: 0375 788320

[go to website](#)

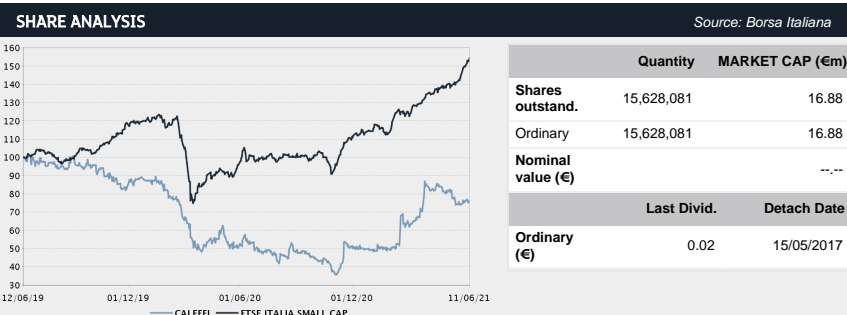
**Auditing company \***  
Reconta Ernst & Young S.p.A.  
[www.ey.com](http://www.ey.com)

**Investor Relations\***  
Emanuela Gazza  
@: [gazza@caleffionline.it](mailto:gazza@caleffionline.it)  
Tel.: 0375 7881  
Fax: 0375 788320

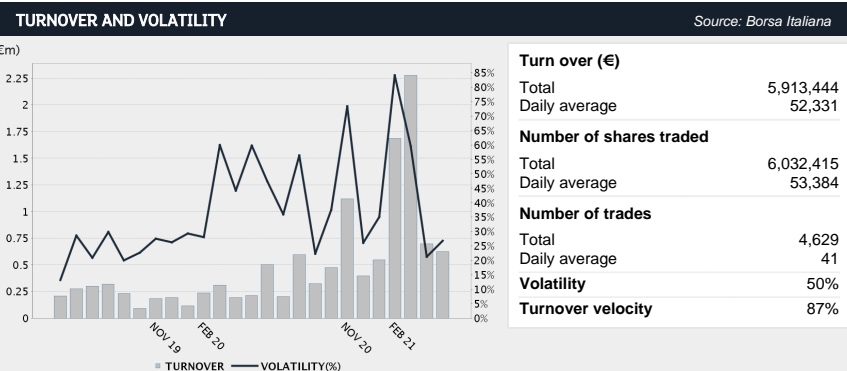
**ISIN** IT0003025019  
**Bloomberg** CLF IM  
**Reuters** CLF.MI  
**Industry** CONSUMER DISCRETIONARY  
**Super sector** CONSUMER PRODUCTS AND SERVICES  
**Market Segment** MTA

KEY FIGURES *					
€m	I Quarter	I Quarter	Var %	Annual Results	Annual Results
	31/03/21	31/03/20	'21 vs '20	31/12/20	31/12/19
Total Sales	13.12	9.82	33.65%	56.06	49.79
Ebitda	n/a			7.89	1.91
Ebitda margin				14.08%	3.83%
Ebit	n/a			5.03	0.61
Ebit Margin				8.97%	1.23%
Ebt	n/a			4.79	0.39
Ebt margin				8.55%	0.78%
Net Result	n/a			3.50	-0.00
E-Margin				6.24%	-0.00%
	I Quarter	I Quarter	Var %	Annual Results	Annual Results
	31/03/21	31/03/20	'21 vs '20	31/12/20	31/12/19
Net Financial Debt / (Cash)	n/a			17.05	18.91
Net Equity	n/a			17.31	13.51
Capital Employed	n/a			34.36	32.42

Source: company data. The year-end closing is at December, 31. Values are expressed in Million Euro.



Last price	Ord	Perform.	Ord	ITSC	Relative perf.
11/06/2021	1.08	-2Y	-24%	52%	-76%
Price range (-2y)	Ord	-1Y	41%	58%	-17%
MAX	1.438	-3M	18%	20%	-3%
MIN	0.508	-1M	-6%	12%	-18%



OTHER LISTED INSTRUMENTS ON BIT MARKET		Source: Borsa Italiana	
<input checked="" type="checkbox"/> IDEM STOCK FUTURES	<input checked="" type="checkbox"/> SECURITISED DERIVATIVES	<input checked="" type="checkbox"/> WARRANTS	<input checked="" type="checkbox"/> STOCK OPTIONS
<input checked="" type="checkbox"/> LISTED BONDS			

\* The above information has been provided and updated by the issuing company