

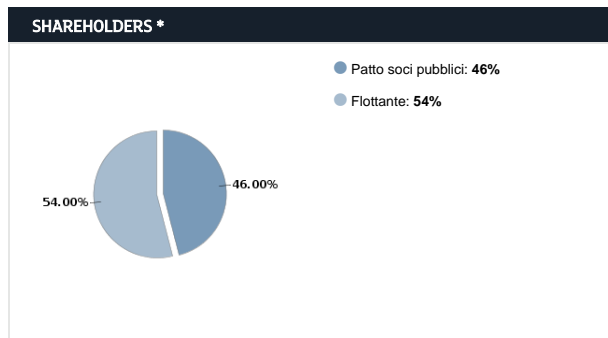
Company profile



Hera was created on November 1st, 2002 from the first significant consolidation operation in the Italian multi-utility sector. Hera in fact was created from the merger of 11 companies in the local utility sector operating in the Emilia-Romagna region with the objective [Continue reading](#)

BOARD MEMBERS			
EXECUTIVE	NON EXECUTIVE	INDEPENDENT	
✓			Tomaso Tommasi Di Vignano Chairman
✓			Stefano Venier CEO
✓		✓	Gabriele Giacobazzi Vice President
✓		✓	Fabio Bacchilega Director
✓		✓	Lorenzo Minganti Director
✓		✓	Monica Mondardini Director
✓		✓	Manuela Cecilia Rescazzi Director
✓		✓	Paola Gina Maria Schwizer Director
✓		✓	Daniilo Manfredi Director
✓		✓	Alessandro Melcarne Director
✓		✓	Erwin Paul Walter Rauhe Director
✓		✓	Bruno Tani Director
✓		✓	Federica Seganti Director
✓		✓	Marina Vignola Director
✓		✓	Alice Vatta Director

(1): Control and Risk Committee (2): Compensation Committee (3): Nomination Committee



Source: Consob Update: 6/30/19

Board members ownership

Tomaso Tommasi Di Vignano 31,764 stocks on 12/31/18
Erwin Paul Walter Rauhe 5,000 stocks on 12/31/19

TOP MANAGEMENT

Tomaso Tommasi Di Vignano Executive Chairman
Stefano Venier CEO
Gabriele Giacobazzi General manager

OTHER INFORMATION RELATING GOVERNANCE

Compensation

- ✓ Stock
- ✓ Mbo
- ✓ Incentivo

✓ List based voting system (BoD / MB)

Quorum for minority shareholders: 1%

✓ Record Date

COMPANY

HERA

Viale Carlo Berti Pichat, 2/4
40127 Bologna

Tel.: +39 051 287 111
Fax: +39 051 28 75 25

[go to website](#)

Auditing company *

Deloitte & Touche spa.
<http://www2.deloitte.com/it/it.html#>

Investor Relations*

Jens Klint Hansen
@: jens.hansen@gruppohera.it
Tel.: +39 051 287737

Rating*

Moody's: Baa2 outlook stabile; S&P: A-2/BBB outlook stabile;

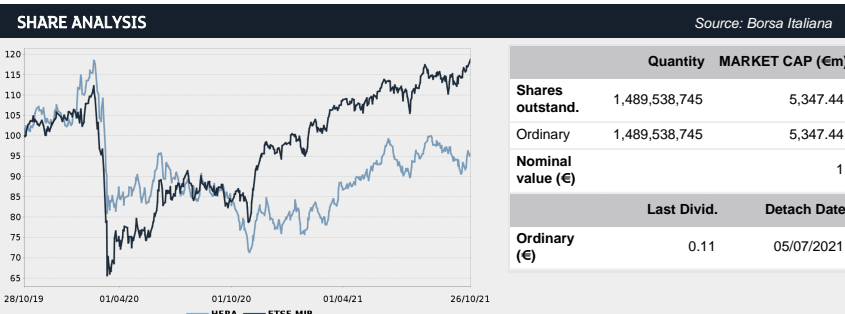
ISIN	IT0001250932
Bloomberg	HER IM
Reuters	HER.MI
Industry	UTILITIES
Super sector	UTILITIES
Market Segment	MTA

KEY FIGURES *

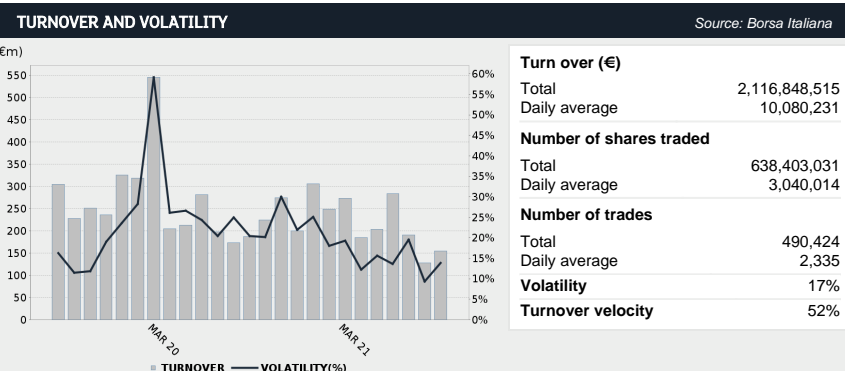
€m	First-Half Results 30/06/21	First-Half Results 30/06/20	Var % '21 vs '20	Annual Results 31/12/20	Annual Results 31/12/19
Total Sales	4.32	3.62	19.17%	7.08	6.91
Ebitda	0.62	0.56	10.40%	1.12	1.08
Ebitda margin	14.30%	15.44%		15.86%	15.70%
Ebit	0.34	0.30	16.20%	0.55	0.54
Ebit Margin	7.95%	8.16%		7.79%	7.85%
Ebt	0.29	0.24	20.46%	0.43	0.44
Ebt margin	6.68%	6.61%		6.14%	6.40%
Net Result	0.21	0.17	20.93%	0.32	0.40
E-Margin	4.90%	4.83%		4.56%	5.82%

	First-Half Results 30/06/21	First-Half Results 30/06/20	Var % '21 vs '20	Annual Results 31/12/20	Annual Results 31/12/19
Net Financial Debt / (Cash)	-2.96	-2.62		-3.23	-3.27
Net Equity	-3.30	-3.00		-3.16	-3.01
Capital Employed	-6.26	-5.62		-6.38	-6.28

Source: company data. The year-end closing is at December, 31. Financial statements are in accordance to International Accounting Standards.



Last price	Ord	Perform.	Ord	FTSEMIB	Relative perf.
26/10/2021	3.59	-2Y	-5%	19%	-24%
Price range (-2y)	Ord	-1Y	27%	42%	-15%
MAX	4.45	-3M	2%	7%	-4%
MIN	2.68	-1M	-0%	4%	-4%



OTHER LISTED INSTRUMENTS ON BIT MARKET

Source: Borsa Italiana

- ✓ IDEM STOCK FUTURES
- ✓ SECURITISED DERIVATIVES
- ✓ WARRANTS
- ✓ STOCK OPTIONS
- ✓ LISTED BONDS

* The above information has been provided and updated by the issuing company