



Founded in December 1999, Caltagirone Editore S.p.A. is a media company listed on the Italian Stock Exchange from July 2000. Main activities are: - Publishing: "Il Messaggero" (Rome) "Il Mattino" (Naples) "Il Corriere Adriatico" (Marche) "Il Nuovo Quotidiano di Puglia" [Continue reading](#)

BOARD MEMBERS			C.R.C. (1)	C.C. (2)	N.C. (3)
EXECUTIVE	NON EXECUTIVE	INDEPENDENT			
✓			✓		
Gaetano Caltagirone Vice-Chairman					
✓			✓		
Azzurra Caltagirone Vice-Chairman					
✓			✓		
Albino Majore Board member					
✓			✓		
Mario Delfini Board member					
✓			✓		
Massimo Garzilli Board member					
✓			✓		
Francesco Caltagirone Board member					
✓			✓		
Giampietro Nattino Board member					

Board members ownership

Gaetano Caltagirone
3,000,000 stocks on 4/19/05

Azzurra Caltagirone
1,869,901 stocks on 4/19/05

Albino Majore
15,000 stocks on 12/31/04

Mario Delfini
150 stocks on 12/31/04

TOP MANAGEMENT

Mario Delfini
Director

OTHER INFORMATION RELATING GOVERNANCE

Compensation

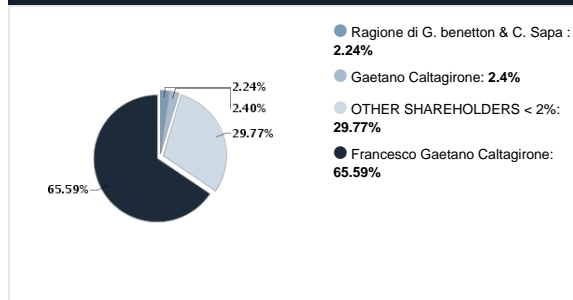
✓ Stock ✓ Mbo ✓ Incentivo

✓ List based voting system (BoD / MB)

✓ Record Date

(1): Control and Risk Committee (2): Compensation Committee (3): Nomination Committee

SHAREHOLDERS *



Source: COMPANY. Update: 5/26/19

COMPANY

CALTAGIRONE EDITORE

Via Barberini, 28
00187 ROMA

Tel.: 06/45412363
Fax: 06/45412299

[go to website](#)

Investor Relations*

Marco Maria Bianconi

@:

investor.relations@caltagironeeditore.com

m

Tel.: 06/45412213

Fax: 06/45412288

ISIN IT0001472171

Industry

CONSUMER SERVICES

Super sector

MEDIA

Market Segment

MTA

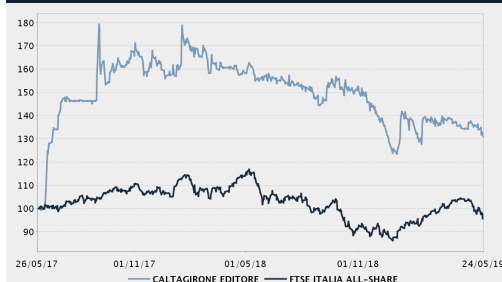
KEY FIGURES *

€m	First-Half Results 30/06/06	First-Half Results 30/06/05	Var % '06 vs '05	Annual Results 31/12/05	Annual Results 31/12/04
Total Sales	147.26	143.25	2.80%	277.63	269.07
Ebitda	29.20	36.34	-19.67%	62.68	63.90
Ebitda margin	19.83%	25.37%		22.57%	23.75%
Ebit	23.36	21.15	10.44%	46.03	34.27
Ebit Margin	15.86%	14.77%		16.58%	12.74%
Ebt	29.11	67.20	-56.69%	121.06	37.26
Ebt margin	19.76%	46.91%		43.61%	13.85%
Net Result	17.63	47.67	-63.02%	94.31	30.63
E-Margin	11.97%	33.28%		33.97%	11.38%
	First-Half Results 30/06/06	First-Half Results 30/06/05	Var % '06 vs '05	Annual Results 31/12/05	Annual Results 31/12/04
Net Financial Debt / (Cash)	462.02	390.50	18.32%	-481.75	-280.24
Net Equity	835.95	784.35	6.58%	848.59	761.93
Capital Employed	1,297.97	1,174.85	10.48%	366.84	481.69

Source: company data. The year-end closing is at December, 31.

SHARE ANALYSIS

Source: Borsa Italiana

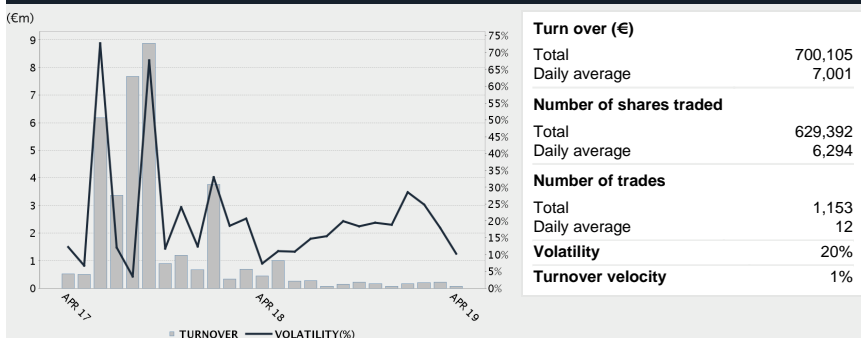


	Quantity	MARKET CAP (€m)
Shares outstand.	125,000,000	134.11
Ordinary	125,000,000	134.11
Nominal value (€)		1
	Last Divid.	Detach Date
Ordinary (€)	0.03	21/05/2012

Last price	Ord	Perform.	Ord	ITLMS	Relative perf.
24/05/2019	1.073	-2Y	31%	-6%	37%
Price range (-2y)	Ord	-1Y	-16%	-11%	-5%
MAX	1.472	-3M	-6%	0%	-6%
MIN	0.815	-1M	-3%	-6%	3%

TURNOVER AND VOLATILITY

Source: Borsa Italiana



OTHER LISTED INSTRUMENTS ON BIT MARKET

Source: Borsa Italiana

✓ IDEM STOCK FUTURES ✓ SECURITISED DERIVATIVES ✓ WARRANTS ✓ STOCK OPTIONS ✓ LISTED BONDS

* The above information has been provided and updated by the issuing company