

GIGLIO.COM, a company operating in the online sales sector for multi-brand luxury fashion on a global scale, is a style destination that reaches its customers in over 150 countries, featuring some of the most prestigious fashion and luxury brands for women, men, and kid [Continue reading](#)

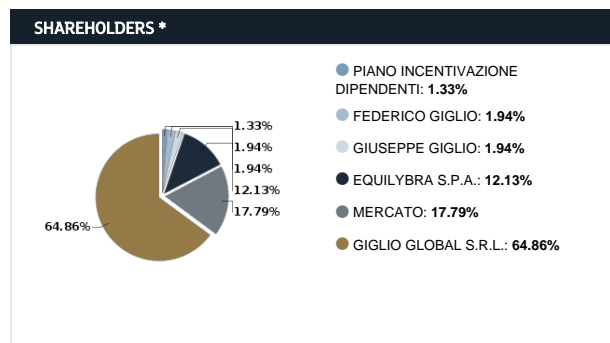
BOARD MEMBERS			C.R.C. (1)	C.C. (2)	N.C. (3)
EXECUTIVE	NON EXECUTIVE	INDEPENDENT			
✓					
	✓				
		✓			
		✓			
		✓			
		✓			
		✓			
		✓			
		✓			

Board members ownership
Federico Giglio 240,000 stocks on 3/29/22
Giuseppe Giglio 240,000 stocks on 3/29/22

TOP MANAGEMENT
Laura Favaretto CFO
Vincenzo Troia Managing director

OTHER INFORMATION RELATING GOVERNANCE
Compensation
<input checked="" type="checkbox"/> Stock <input checked="" type="checkbox"/> Mbo <input checked="" type="checkbox"/> Incentivo
<input checked="" type="checkbox"/> List based voting system (BoD / MB)
<input checked="" type="checkbox"/> Record Date

(1): Control and Risk Committee (2): Compensation Committee (3): Nomination Committee



Source: COMPANY. Update: 2/4/23

COMPANY

GIGLIO.COM

Via Solferino, 7
20121 Milano

Tel.: ---
Fax: ---

[go to website](#)

Investor Relations*

Laura Favaretto
@: ir@giglio.com
Tel.: +390917339980

ISIN IT0005453003

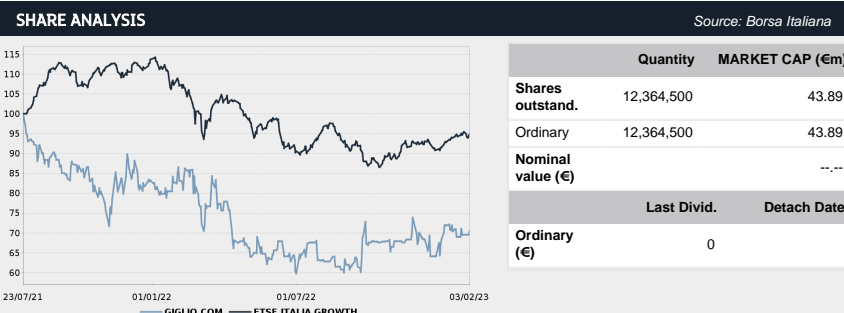
Industry
CONSUMER
DISCRETIONARY

Super sector
RETAIL

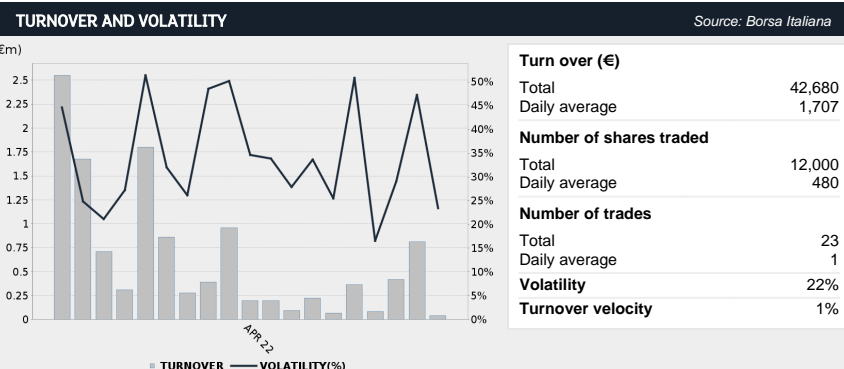
Market Segment
Euronext Growth Milan

KEY FIGURES *						
€m	First-Half Results		Var % '22 vs '21	Annual Results		
	30/06/22	30/06/21		31/12/21	31/12/20	
Total Sales	21.97	15.16	44.96%	37.92	24.54	
Ebitda	-1.05	-1.34		-1.81	0.01	
Ebitda margin	-4.76%	-8.87%		-4.76%	0.05%	
Ebit	-1.58	-1.68		-2.72	-0.41	
Ebit Margin	-7.20%	-11.10%		-7.17%	-1.65%	
Ebt	-1.61	-1.80		-2.87	-0.61	
Ebt margin	-7.33%	-11.89%		-7.56%	-2.50%	
Net Result	-1.61	-1.80		-2.87	-0.61	
E-Margin	-7.33%	-11.89%		-7.56%	-2.50%	
	First-Half Results	First-Half Results	Var %	Annual Results	Annual Results	
	30/06/22	30/06/21	'22 vs '21	31/12/21	31/12/20	
Net Financial Debt / (Cash)	-8.40	-0.75		-12.06	-1.58	
Net Equity	11.78	3.89	202.68%	13.39	5.69	
Capital Employed	3.37	3.14	7.52%	1.32	4.12	

Source: company data. The year-end closing is at December, 31. Values are expressed in Million Euro.



Last price	Ord	Perform.	Ord	ITGRW	Relative perf.
03/02/2023	3.55	-2Y	0%	25%	-25%
Price range (-2y)	Ord	-1Y	-19%	-12%	-6%
MAX	5.034	-3M	4%	7%	-3%
MIN	3.01	-1M	-2%	2%	-4%



OTHER LISTED INSTRUMENTS ON BIT MARKET		Source: Borsa Italiana	
<input checked="" type="checkbox"/>	IDEM STOCK FUTURES	<input checked="" type="checkbox"/>	SECURITISED DERIVATIVES
<input checked="" type="checkbox"/>	WARRANTS	<input checked="" type="checkbox"/>	STOCK OPTIONS
<input checked="" type="checkbox"/>	LISTED BONDS		

* The above information has been provided and updated by the issuing company