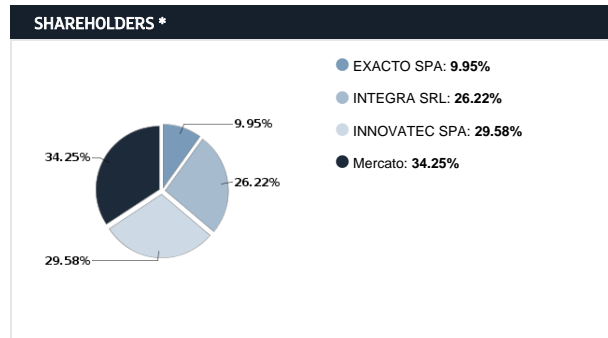




ESI S.p.A was founded in September 2018 (although starting its operational activity in 2019) from the transfer of the "renewable" branch of Work System S.r.l with the specific aim of putting a common factor in financial, technical and industrial professionalism to opera [Continue reading](#)

BOARD MEMBERS			TOP MANAGEMENT		
EXECUTIVE	NON EXECUTIVE	INDEPENDENT	C.R.C. (1)	C.C. (2)	N.C. (3)
✓					
Felice Egidi Chairman of the Board of Directors			Felice Egidi Chairman of the Board of Directors		
Riccardo Di Pietrogiamoco Chief Executive Officer			Riccardo Di Pietrogiamoco Chief Executive Officer		
Stefano Plocco Chief Executive Officer			Stefano Plocco Chief Executive Officer		
			Francesco Diego Passeretti Chief Financial Officer		
OTHER INFORMATION RELATING GOVERNANCE					
Compensation					
<input checked="" type="checkbox"/> Stock <input checked="" type="checkbox"/> Mbo <input checked="" type="checkbox"/> Incentivo					
<input checked="" type="checkbox"/> List based voting system (BoD / MB)					
<input checked="" type="checkbox"/> Record Date					

(1): Control and Risk Committee (2): Compensation Committee (3): Nomination Committee



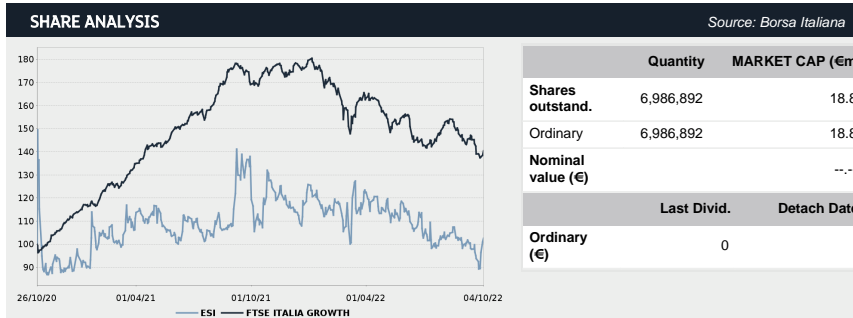
Source: COMPANY. Update: 10/5/22

COMPANY	Auditing company * BDO Italia S.p.A.	ISIN IT0005421885
ESI S.p.A.	Investor Relations* Francesco Diego Passeretti @: investor@esi-spa.com Tel.: -- Fax: --	Bloomberg ESI:IM
Viale Luigi Schiavonetti 290 00173 Roma		Reuters ESI.MI
Tel.: 0698268008 Fax: ---		Industry ENERGY
go to website		Super sector ENERGY
		Market Segment Euronext Growth Milan

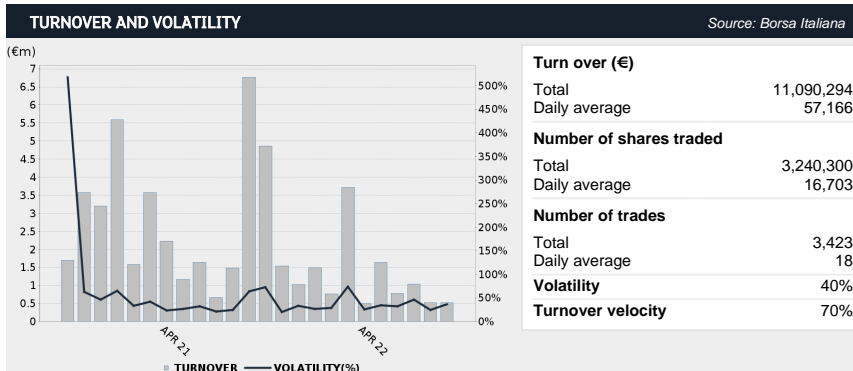
KEY FIGURES *

€m	Annual Results 31/12/21	Annual Results 31/12/20	Var % '21 vs '20	Annual Results 31/12/19
Total Sales	5.46	15.28	-64.28%	3.77
Ebitda	0.08	1.92	-95.93%	0.64
Ebitda margin	1.43%	12.56%		17.03%
Ebit	0.08	1.66	-95.30%	0.61
Ebit Margin	1.43%	10.89%		16.32%
Ebt	0.04	1.60	-97.56%	0.61
Ebt margin	0.72%	10.50%		16.29%
Net Result	0.11	1.30	-91.21%	0.42
E-Margin	2.09%	8.51%		11.22%
	Annual Results 31/12/21	Annual Results 31/12/20	Var % '21 vs '20	Annual Results 31/12/19
Net Financial Debt / (Cash)	-1.02	-2.41		-0.84
Net Equity	3.89	4.49	-13.50%	0.58
Capital Employed	2.87	2.08	37.79%	-0.26

Source: company data. The year-end closing is at December, 31. Values are expressed in Million Euro.



Last price	Ord	Perform.	Ord	ITGRW	Relative perf.
04/10/2022	2.691	-2Y	0%	36%	-36%
Price range (-2y)	Ord	-1Y	-12%	-17%	5%
MAX	3.925	-3M	-4%	-1%	-2%
MIN	2.281	-1M	3%	-4%	6%



OTHER LISTED INSTRUMENTS ON BIT MARKET

Source: Borsa Italiana

- IDEM STOCK FUTURES
- SECURITISED DERIVATIVES
- WARRANTS
- STOCK OPTIONS
- LISTED BONDS

* The above information has been provided and updated by the issuing company