



Fabilia Group S.p.A. ("Fabilia") founded in 2013 and based in Milano Marittima (RA), is an Italian Group active in the field of sea and mountain tourism. The business model of Fabilia is based on the hotel structures management through leasing agreements. Fabilia offers [Continue reading](#)

| BOARD MEMBERS | | | C.R.C. (1) | C.C. (2) | N.C. (3) |
|---------------|---------------|-------------|------------|----------|----------|
| EXECUTIVE | NON EXECUTIVE | INDEPENDENT | | | |
| ✓ | | | | | |
| | ✓ | | | | |
| | | ✓ | | | |
| | | ✓ | | | |
| | | ✓ | | | |

| Board members ownership |
|--|
| Mattia Bastoni 3,393,000 stocks on 8/11/20 |
| Mattia Casadio 1,607,000 stocks on 8/11/20 |

| TOP MANAGEMENT |
|---|
| Mattia Bastoni President & CEO |
| Mattia Casadio Vice-President & CEO |

| OTHER INFORMATION RELATING GOVERNANCE |
|---|
| Compensation |
| <input checked="" type="checkbox"/> Stock <input checked="" type="checkbox"/> Mbo <input checked="" type="checkbox"/> Incentivo |
| <input checked="" type="checkbox"/> List based voting system (BoD / MB) |
| <input checked="" type="checkbox"/> Record Date |

COMPANY

Fabilia Group S.p.A.

Via VI° Traversa Pineta, 16
Mi.Ma Cervia
48015 Cervia

Tel.: 0544 1870821
Fax: ---

[go to website](#)

Auditing company *

BDO Italia Spa
<https://www.bdo.it>

Investor Relations*

Mattia Casadio
@: ir@fabilia.com
Tel.: 0544 1870821

| | |
|-----------------------|------------------------|
| ISIN | IT0005417784 |
| Bloomberg | FHR:IM |
| Industry | CONSUMER DISCRETIONARY |
| Super sector | TRAVEL AND LEISURE |
| Market Segment | AIM |

KEY FIGURES *

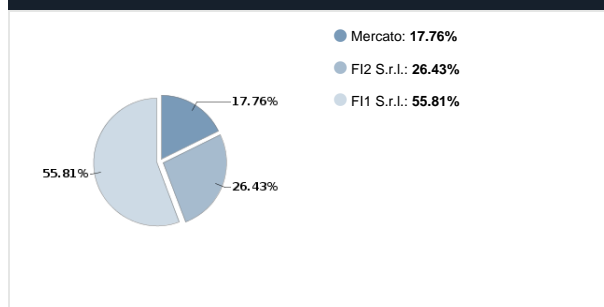
| €m | Annual Results |
|---------------|----------------|
| | 31/12/19 |
| Total Sales | 10.80 |
| Ebitda | 2.95 |
| Ebitda margin | 27.32% |
| Ebit | -0.00 |
| Ebit Margin | -0.04% |
| Ebt | 0.39 |
| Ebt margin | 3.60% |
| Net Result | 0.51 |
| E-Margin | 4.74% |

| | Annual Results |
|------------------------------------|----------------|
| | 31/12/19 |
| Net Financial Debt / (Cash) | 4.47 |
| Net Equity | 1.00 |
| Capital Employed | 5.47 |

Source: company data. The year-end closing is at December, 31. Values are expressed in Million Euro.

(1): Control and Risk Committee (2): Compensation Committee (3): Nomination Committee

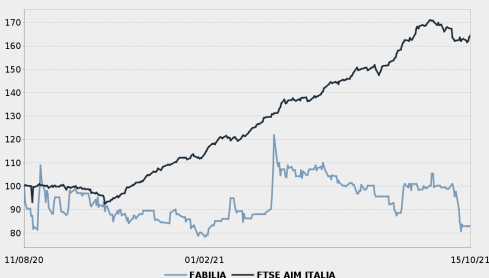
SHAREHOLDERS *



Source: COMPANY. Update: 10/15/21

SHARE ANALYSIS

Source: Borsa Italiana

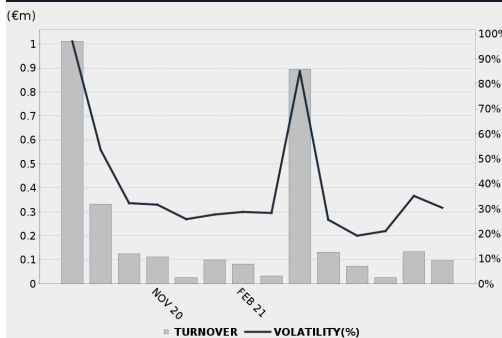


| | Quantity | MARKET CAP (€m) |
|----------------------------|-------------|-----------------|
| Shares outstanding. | 6,080,000 | 7.54 |
| Ordinary | 6,080,000 | 7.54 |
| Nominal value (€) | | -- |
| | Last Divid. | Detach Date |
| Ordinary (€) | 0 | |

| Last price | Ord | Perform. | Ord | ITAIM | Relative perf. |
|--------------------------|------------|----------|------|-------|----------------|
| 14/10/2021 | 1.24 | -2Y | 0% | 43% | -43% |
| Price range (-2y) | Ord | -1Y | -10% | 66% | -76% |
| MAX | 1.823 | -3M | -17% | 8% | -26% |
| MIN | 1.175 | -1M | -17% | -4% | -14% |

TURNOVER AND VOLATILITY

Source: Borsa Italiana



| | |
|--------------------------------|-----------|
| Turn over (€) | |
| Total | 1,670,270 |
| Daily average | 8,269 |
| Number of shares traded | |
| Total | 1,074,000 |
| Daily average | 5,317 |
| Number of trades | |
| Total | 759 |
| Daily average | 4 |
| Volatility | 39% |
| Turnover velocity | 22% |

OTHER LISTED INSTRUMENTS ON BIT MARKET

Source: Borsa Italiana

IDEM STOCK FUTURES
 SECURITISED DERIVATIVES
 WARRANTS
 STOCK OPTIONS
 LISTED BONDS

* The above information has been provided and updated by the issuing company