



Marzocchi Pompe S.p.A. is a leading company in the design, production and marketing of high-performance gear pumps and motors, which are used in various fields: industrial, mobile and automotive. 2021 closed with approximately € 40 million in sales revenues. Founded in [Continue reading](#)

BOARD MEMBERS			C.R.C. (1)	C.C. (2)	N.C. (3)
EXECUTIVE	NON EXECUTIVE	INDEPENDENT			
✓					
✓					
✓					
	✓				
	✓				
	✓				
	✓				
	✓				

Board members ownership

Guido Nardi
102,353 stocks on 7/24/19

TOP MANAGEMENT

Paolo Marzocchi
Main Shareholder, Executive Chairman

Carlo Marzocchi Tabacchi
Vice Chairman

Gabriele Bonfiglioli
CEO and General Manager

OTHER INFORMATION RELATING GOVERNANCE

Compensation

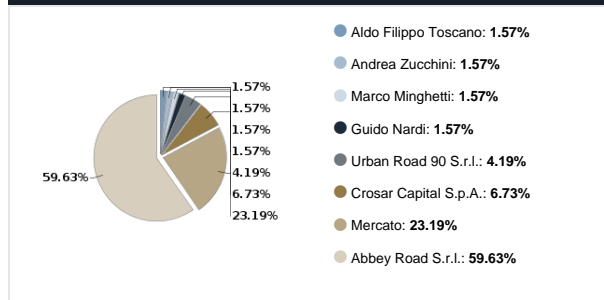
✓ Stock ✓ Mbo ✓ Incentivo

✓ List based voting system (BoD / MB)

✓ Record Date

(1): Control and Risk Committee (2): Compensation Committee (3): Nomination Committee

SHAREHOLDERS *



Source: COMPANY. Update: 6/24/22

COMPANY

Marzocchi Pompe S.p.A.

Via A. Grazia 2
40069 Zola Predosa

Tel.: 0516137511
Fax: 051592083

[go to website](#)

Auditing company *

PwC Italia
<https://www.pwc.com/it/it.html>

Investor Relations*

Gabriele Bonfiglioli
@: ir@marzochipompe.com
Tel.: 0516137511
Fax: 051592083

ISIN IT0004376858

Reuters MARPZ.MI

Industry

INDUSTRIALS

Super sector

INDUSTRIAL GOODS AND SERVICES

Market Segment

Euronext Growth Milan

KEY FIGURES *

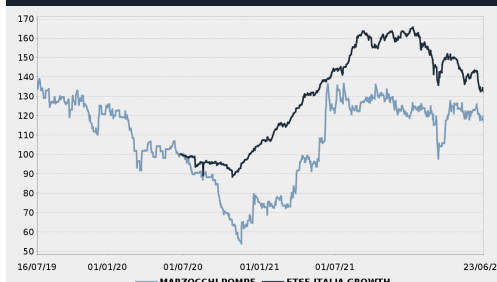
€m	Annual Results	Annual Results	Var %	Annual Results
	31/12/21	31/12/20		'21 vs '20
Total Sales	40.54	34.14	18.73%	39.17
Ebitda	7.15	4.13	73.24%	5.42
Ebitda margin	17.64%	12.09%		13.84%
Ebit	2.29	-1.10		0.06
Ebit Margin	5.64%	-3.22%		0.15%
Ebt	1.95	-1.63		0.04
Ebt margin	4.81%	-4.79%		0.09%
Net Result	1.59	0.23	594.76%	0.20
E-Margin	3.92%	0.67%		0.52%

	Annual Results	Annual Results	Var %	Annual Results
	31/12/21	31/12/20		'21 vs '20
Net Financial Debt / (Cash)	-7.84	-9.25		12.54
Net Equity	-19.80	-18.44		18.68
Capital Employed	-27.63	-27.70		31.21

Source: company data. The year-end closing is at December, 31. Values are expressed in Million Euro. Note: Net of the extraordinary "take-or-pay" contribution invoiced for the clause relating to the failure to reach the minimum quantities envisaged in the contract with the main automot ...

SHARE ANALYSIS

Source: Borsa Italiana

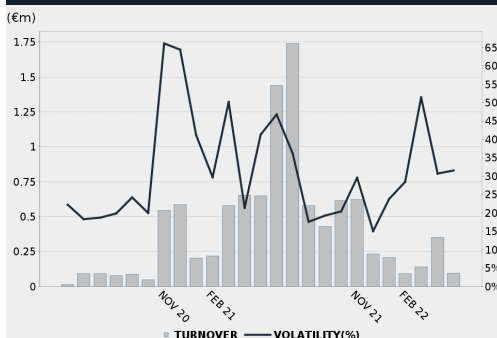


	Quantity	MARKET CAP (€m)
Shares outstand.	6,538,750	28.77
Ordinary	6,538,750	28.77
Nominal value (€)		--
	Last Divid.	Detach Date
Ordinary (€)	0.12	09/05/2022

Last price	Ord	Perform.	Ord	ITGRW	Relative perf.
23/06/2022	4.4	-2Y	17%	31%	-14%
Price range (-2y)	Ord	-1Y	-6%	-6%	0%
MAX	5.134	-3M	3%	-12%	15%
MIN	2.031	-1M	-4%	-5%	1%

TURNOVER AND VOLATILITY

Source: Borsa Italiana



Turn over (€)	
Total	950,540
Daily average	7,791
Number of shares traded	
Total	210,250
Daily average	1,723
Number of trades	
Total	385
Daily average	3
Volatility	33%
Turnover velocity	7%

OTHER LISTED INSTRUMENTS ON BIT MARKET

Source: Borsa Italiana

✓ IDEM STOCK FUTURES ✓ SECURITISED DERIVATIVES ✓ WARRANTS ✓ STOCK OPTIONS ✓ LISTED BONDS

* The above information has been provided and updated by the issuing company