



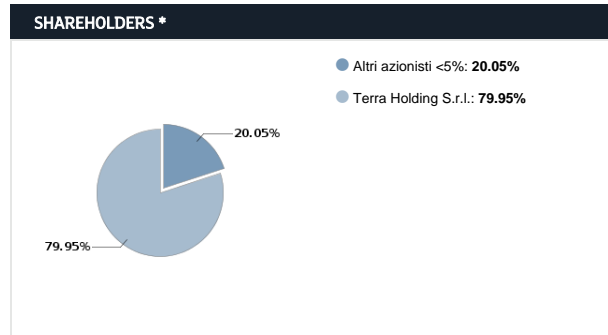
GIBUS is the Italian brand leader of the high-end Outdoor Design sector for HO.RE.CA. and Residential, present in Italy and the main European countries with a network of 434 GIBUS Ateliers which is unique in the national and international competitive landscape. With hea [Continue reading](#)

BOARD MEMBERS			TOP MANAGEMENT		
EXECUTIVE	NON EXECUTIVE	INDEPENDENT	C.R.C. (1)	C.C. (2)	N.C. (3)
✓					

OTHER INFORMATION RELATING GOVERNANCE	
<b>Compensation</b>	<input checked="" type="checkbox"/> Stock <input checked="" type="checkbox"/> Mbo <input checked="" type="checkbox"/> Incentivo
<b>List based voting system (BoD / MB)</b>	✓
Quorum for minority shareholders	10%
<b>Record Date</b>	✓

(1): Control and Risk Committee (2): Compensation Committee (3): Nomination Committee



Source: Società Update: 2/20/22

COMPANY

Gibus S.p.A.

Via L. Enaudi, 35  
35030 Saccolongo  
Tel.: 049 8015392  
Fax: 049 8016139

[go to website](#)

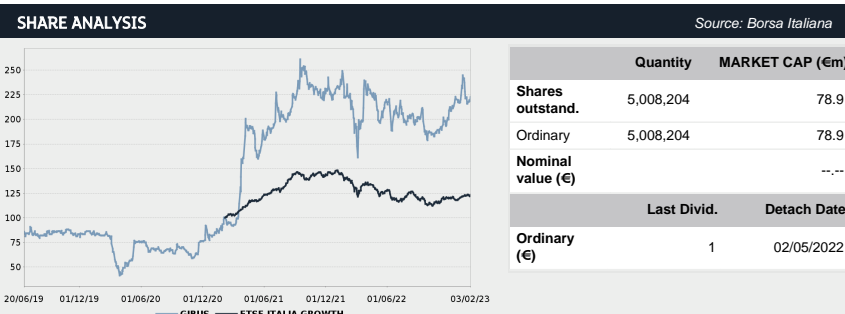
**Auditing company \***  
BDO Italia S.p.A.

**Investor Relations\***  
Maria Antonietta Pireddu  
@: m.pireddu@irtop.com  
Tel.: 0245473884

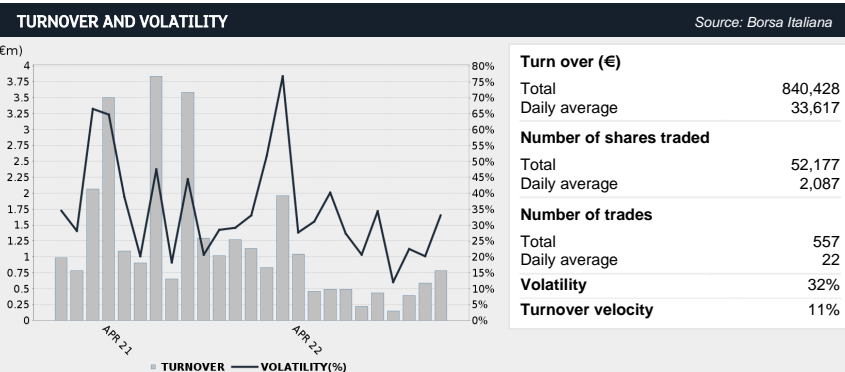
**ISIN** IT0005341059  
**Bloomberg** GBUS:IM  
**Reuters** GBUSS.MI  
**Industry** CONSUMER DISCRETIONARY  
**Super sector** CONSUMER PRODUCTS AND SERVICES  
**Market Segment** Euronext Growth Milan

KEY FIGURES *				
€m	Annual Results	Annual Results	Var %	Annual Results
	31/12/21	31/12/20	'21 vs '20	31/12/19
Total Sales	72.73	45.08	61.34%	40.92
<b>Ebitda</b>	18.19	8.46	114.87%	5.62
Ebitda margin	25.00%	18.77%		13.73%
<b>Ebit</b>	16.24	7.09	129.00%	3.93
Ebit Margin	22.33%	15.73%		9.60%
<b>Ebt</b>	18.80	7.08	165.38%	3.84
Ebt margin	25.85%	15.72%		9.39%
<b>Net Result</b>	14.00	5.42	158.37%	2.75
E-Margin	19.25%	12.02%		6.73%
	Annual Results	Annual Results	Var %	Annual Results
	31/12/21	31/12/20	'21 vs '20	31/12/19
<b>Net Financial Debt / (Cash)</b>	-17.32	-7.26		1.87
Net Equity	29.39	18.25	61.05%	14.02
<b>Capital Employed</b>	12.07	10.99	9.85%	15.89

Source: company data. The year-end closing is at December, 31. Values are expressed in Million Euro.



Last price	Ord	Perform.	Ord	ITGRW	Relative perf.
03/02/2023	15.754	-2Y	121%	25%	97%
<b>Price range (-2y)</b>	<b>Ord</b>	-1Y	-5%	-12%	7%
MAX	18.456	-3M	20%	7%	13%
MIN	6.475	-1M	3%	2%	0%



**OTHER LISTED INSTRUMENTS ON BIT MARKET** Source: Borsa Italiana

IDEM STOCK FUTURES  
  SECURITISED DERIVATIVES  
  WARRANTS  
  STOCK OPTIONS  
  LISTED BONDS

\* The above information has been provided and updated by the issuing company