



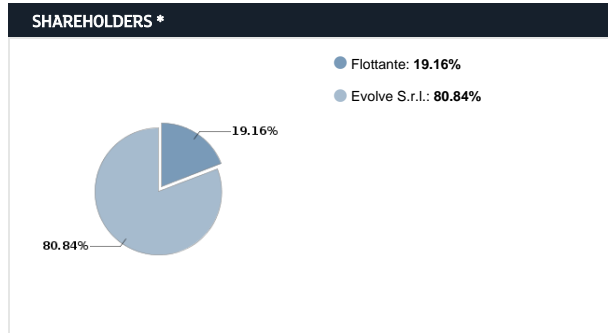
Powersoft S.p.A. is a global technology leader in energy-efficient and high-power compact amplifiers for the pro-audio industry. The Group's business is mainly based on innovative audio systems with high efficiency and quality that are offered to a clientele at a domestic [Continue reading](#)

BOARD MEMBERS				TOP MANAGEMENT		
EXECUTIVE	NON EXECUTIVE	INDEPENDENT		C.R.C. (1)	C.C. (2)	N.C. (3)
✓			Carlo Lastrucci Chairman			
✓			Luca Lastrucci CEO			
✓			Claudio Lastrucci Board Member			
✓			Antonio Peruch Board Member			
✓			Luca Giorgi Board Member			
	✓		Lorenzo Lepri Pollitzer De Pollenghi Board Member			
	✓		Paolo Blasi Board Member			

TOP MANAGEMENT	
Carlo Lastrucci Chairman	
Luca Lastrucci CEO	
Claudio Lastrucci R&D Director	
Antonio Peruch Cost Assessment & Production Engineering Director	
Luca Giorgi Sales Director	
Gianmaria Guarini Grisaldi Del Taja Operations Director	

OTHER INFORMATION RELATING GOVERNANCE	
Compensation	
✓ Stock	✓ Mbo
✓ Incentivo	
✓ List based voting system (BoD / MB)	
Quorum for minority shareholders	10%
✓ Record Date	

(1): Control and Risk Committee (2): Compensation Committee (3): Nomination Committee



Source: COMPANY. Update: 10/5/22

COMPANY

Powersoft S.p.A.

Via Enrico Conti, 5
50018 Scandicci
Tel.: +39 055 735 0230
Fax: +39 055 735 6235

[go to website](#)

Auditing company *
KPMG S.p.A.

Investor Relations*
Massimo Ghedini
@: ir@powersoft.com
Tel.: +39 0557350230

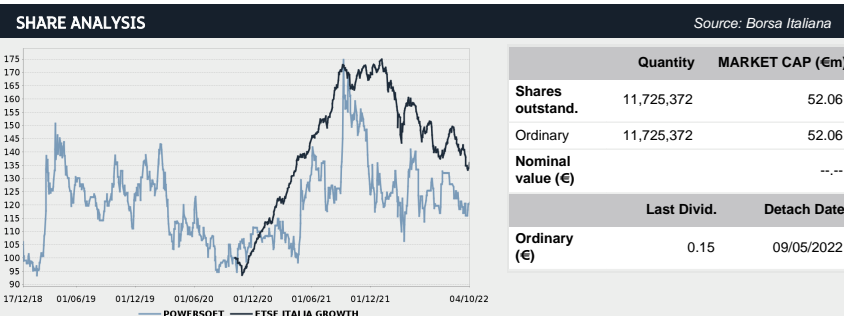
ISIN	IT0005353815
Bloomberg	PWS:IM
Reuters	PWS.MI
Industry	CONSUMER DISCRETIONARY
Super sector	CONSUMER PRODUCTS AND SERVICES
Market Segment	Euronext Growth Milan

KEY FIGURES *

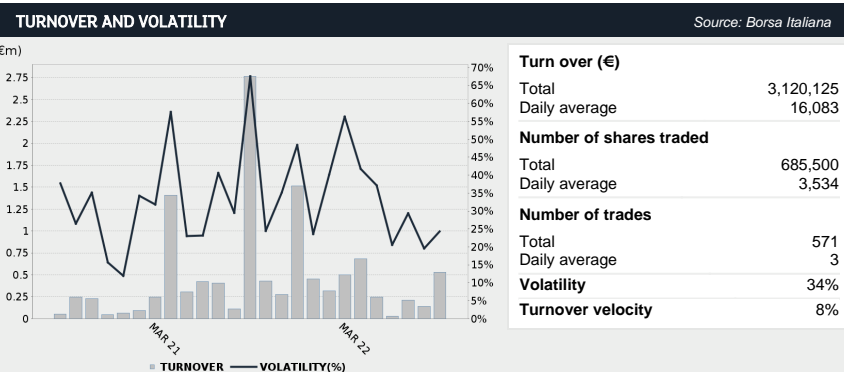
€m	Annual Results		Var % '21 vs '20	Annual Results 31/12/19
	31/12/21	31/12/20		
Total Sales	33.70	30.60	10.13%	36.93
Ebitda	5.00	4.54	10.08%	6.40
Ebitda margin	14.84%	14.84%		17.33%
Ebit	2.58	2.03	27.32%	3.98
Ebit Margin	7.66%	6.62%		10.77%
Ebt	2.96	1.41	109.83%	4.01
Ebt margin	8.79%	4.61%		10.87%
Net Result	2.26	1.74	30.14%	3.02
E-Margin	6.71%	5.68%		8.16%

	Annual Results		Var % '21 vs '20	Annual Results 31/12/19
	31/12/21	31/12/20		
Net Financial Debt / (Cash)	-19.99	-9.70		-11.00
Net Equity	25.00	21.00	19.05%	19.05
Capital Employed	5.01	11.29	-55.68%	8.05

Source: company data. The year-end closing is at December, 31. Values are expressed in Million Euro.



Last price	Ord	Perform.	Ord	ITGRW	Relative perf.
04/10/2022	4.44	-2Y	21%	36%	-15%
Price range (-2y)	Ord	-1Y	-19%	-17%	-2%
MAX	6.421	-3M	3%	-1%	5%
MIN	3.479	-1M	2%	-4%	6%



OTHER LISTED INSTRUMENTS ON BIT MARKET

Source: Borsa Italiana

✓ IDEM STOCK FUTURES	✓ SECURITISED DERIVATIVES	✓ WARRANTS	✓ STOCK OPTIONS	✓ LISTED BONDS
----------------------	---------------------------	------------	-----------------	----------------

* The above information has been provided and updated by the issuing company