



Health Italia S.p.A. is an Italian Company which operates in the market for the promotion of integrated and replacement healthcare and supplies innovative services, for the Italian market, for the improvement of quality and accessibility of health services to individuals [Continue reading](#)

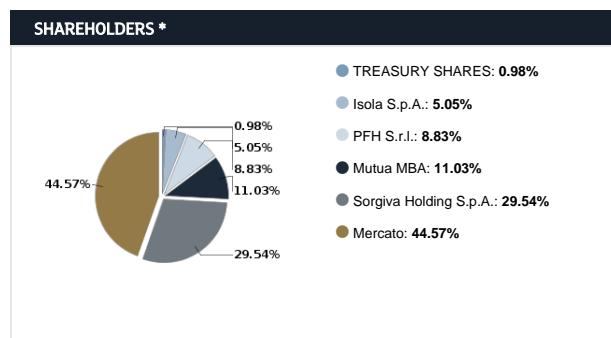
BOARD MEMBERS			C.R.C. (1)	C.C. (2)	N.C. (3)
EXECUTIVE	NON EXECUTIVE	INDEPENDENT			
✓					
✓					
✓					
✓					
✓					
✓					
✓					

Board members ownership
Massimiliano Alfieri 116,996 stocks on 1/15/21
Livia Foglia 61,907 stocks on 12/30/20
Oscar Pischeddu 22,132 stocks on 1/29/20

TOP MANAGEMENT
Roberto Anzanello President
Livia Foglia CEO
Oscar Pischeddu Vice President
Massimiliano Alfieri Director
Albina Candian Director
Chiara Fisichella Director
Diego Facchini Director
Emma Moniaci Head of legal and corporate affairs
Corrado Valli Administration and budget manager
Silvia Faraglia Head of management control
Diego Facchini IT Manager

OTHER INFORMATION RELATING GOVERNANCE
Compensation
<input checked="" type="checkbox"/> Stock <input checked="" type="checkbox"/> Mbo <input checked="" type="checkbox"/> Incentivo
<input checked="" type="checkbox"/> List based voting system (BoD / MB)
Quorum for minority shareholders: 10%
<input checked="" type="checkbox"/> Record Date

(1): Control and Risk Committee (2): Compensation Committee (3): Nomination Committee

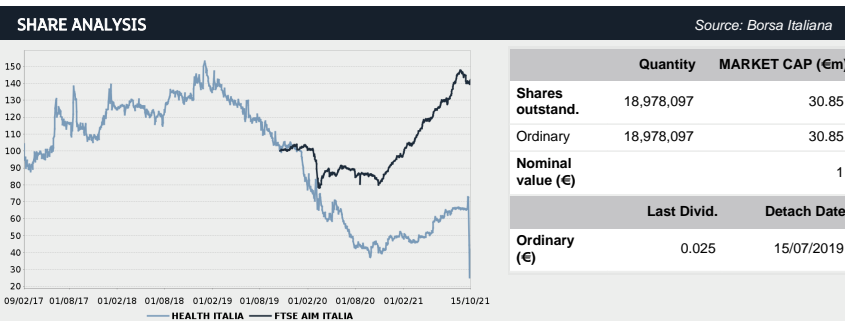


Source: COMPANY. Update: 10/17/21

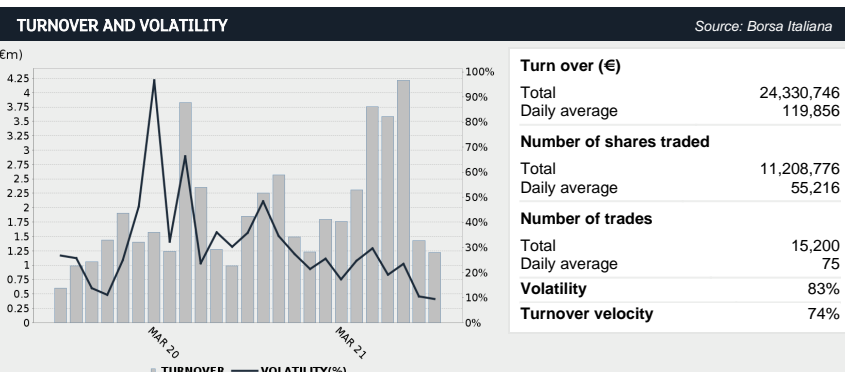
COMPANY	Auditing company * KPMG S.p.A. https://home.kpmg/it/it/home.html	ISIN IT0005221004
Health Italia S.p.A.		Bloomberg HI:IM
Via di Santa Cornelia 9 00060 Formello		Reuters HIA.MI
Tel.: 0661566722 Fax: 0692942374	Investor Relations* Livia Foglia @: investor@healthitalia.it Tel.: +393481465205	Industry HEALTH CARE
go to website		Super sector HEALTH CARE
		Market Segment AIM

KEY FIGURES *				
€m	Annual Results	Annual Results	Var %	Annual Results
	31/12/20	31/12/19	'20 vs '19	31/12/18
Total Sales	32.84	31.79	3.31%	27.50
Ebitda	6.21	3.32	86.86%	4.38
Ebitda margin	18.90%	10.45%		15.95%
Ebit	2.99	0.66	353.61%	3.46
Ebit Margin	9.10%	2.07%		12.60%
Ebt	1.52	2.32	-34.59%	2.33
Ebt margin	4.63%	7.31%		8.48%
Net Result	1.26	0.80	57.62%	1.09
E-Margin	3.85%	2.52%		3.98%
	Annual Results	Annual Results	Var %	Annual Results
	31/12/20	31/12/19	'20 vs '19	31/12/18
Net Financial Debt / (Cash)	10.36	8.91	16.21%	-8.64
Net Equity	27.31	26.13	4.49%	23.81
Capital Employed	37.66	35.05	7.47%	15.18

Source: company data. The year-end closing is at December, 31. Values are expressed in Million Euro.



Last price	Ord	Perform.	Ord	ITAIM	Relative perf.
15/10/2021	1.626	-2Y	-59%	42%	-101%
Price range (-2y)	Ord	-1Y	-8%	70%	-78%
MAX	4.154	-3M	-36%	8%	-44%
MIN	0.997	-1M	-38%	-3%	-35%



OTHER LISTED INSTRUMENTS ON BIT MARKET	
Source: Borsa Italiana	
<input checked="" type="checkbox"/> IDEM STOCK FUTURES	<input checked="" type="checkbox"/> SECURITISED DERIVATIVES
<input checked="" type="checkbox"/> WARRANTS	<input checked="" type="checkbox"/> STOCK OPTIONS
<input checked="" type="checkbox"/> LISTED BONDS	

* The above information has been provided and updated by the issuing company