

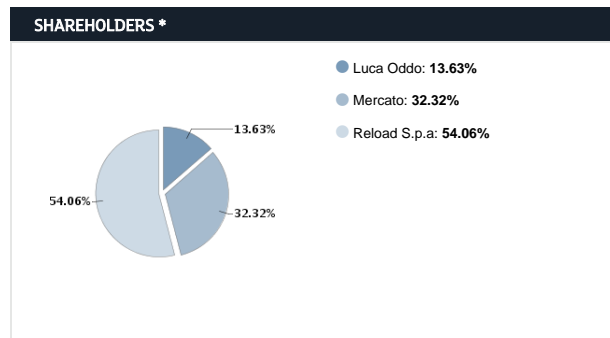


Casta Diva Group (CDG:IM) is a multinational company active in the field of communication for the production of branded content, viral videos, digital content, films and live music entertainment. It is present in 4 continents with offices in 14 cities: Milan, Rome, Lond [Continue reading](#)

BOARD MEMBERS			C.R.C. (1)	C.C. (2)	N.C. (3)
EXECUTIVE	NON EXECUTIVE	INDEPENDENT			
✓					

OTHER INFORMATION RELATING GOVERNANCE	
Compensation	
<input checked="" type="checkbox"/> Stock	<input checked="" type="checkbox"/> Mbo
<input checked="" type="checkbox"/> Incentivo	
<input checked="" type="checkbox"/> List based voting system (BoD / MB)	
<input checked="" type="checkbox"/> Record Date	

(1): Control and Risk Committee (2): Compensation Committee (3): Nomination Committee



Source: COMPANY. Update: 6/11/21

COMPANY
Casta Diva Group S.p.A.

Via Paolo Lomazzo 34
20154 Milano

Tel.: +390283466100
Fax: +390200649210

[go to website](#)

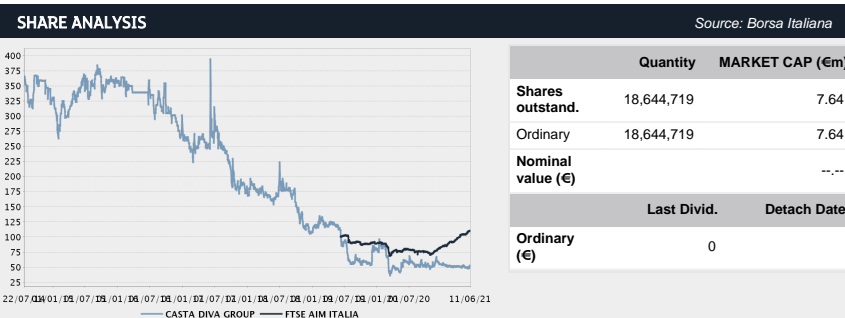
Auditing company *
BBDO Italia spa
www.bbdo.it

Investor Relations*
Guido Palladini
@:
investor.relations@castadivagroup.com
Tel.: +390283466055

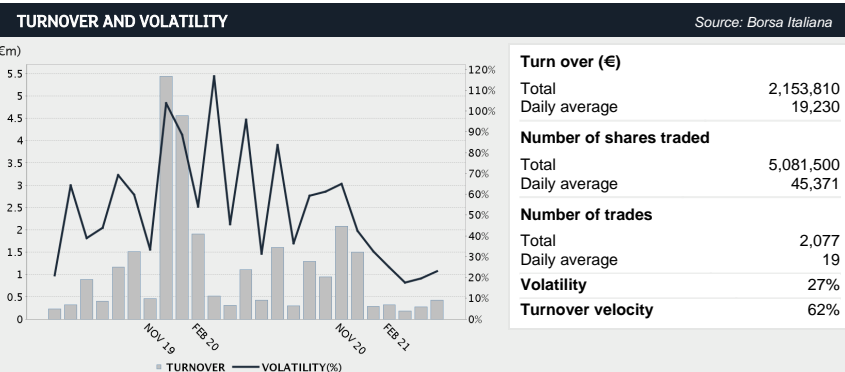
ISIN IT0005003782
Bloomberg CDG:IM
Reuters CDGI.MI
Industry CONSUMER DISCRETIONARY
Super sector TRAVEL AND LEISURE
Market Segment AIM

KEY FIGURES *					
€m	First-Half Results 30/06/20	First-Half Results 30/06/19	Var % '20 vs '19	Annual Results 31/12/19	Annual Results 31/12/18
Total Sales	6.22	21.74	-71.38%	35.05	33.11
Ebitda	-1.29	0.61		0.79	0.84
Ebitda margin	-20.75%	2.80%		2.25%	2.53%
Ebit	-1.78	-0.05		-0.42	-0.67
Ebit Margin	-28.60%	-0.22%		-1.19%	-2.01%
Ebt	-1.83	-0.12		-0.76	-1.22
Ebt margin	-29.48%	-0.57%		-2.17%	-3.68%
Net Result	-1.36	-0.19		-0.43	-0.80
E-Margin	-21.93%	-0.89%		-1.23%	-2.42%
	First-Half Results 30/06/20	First-Half Results 30/06/19	Var % '20 vs '19	Annual Results 31/12/19	Annual Results 31/12/18
Net Financial Debt / (Cash)	1.41	1.63	-13.66%	1.64	0.79
Net Equity	7.26	7.90	-8.12%	9.03	7.82
Capital Employed	8.67	9.54	-9.07%	10.67	8.61

Source: company data. The year-end closing is at December, 31. Values are expressed in Million Euro.



Last price	Ord	Perform.	Ord	ITAIM	Relative perf.
10/06/2021	0.41	-2Y	-55%	9%	-65%
		-1Y	-18%	36%	-54%
Price range (-2y)	Ord	-3M	-5%	18%	-23%
MAX	0.827	-1M	-2%	4%	-6%
MIN	0.3				



OTHER LISTED INSTRUMENTS ON BIT MARKET

Source: Borsa Italiana

<input checked="" type="checkbox"/> IDEM STOCK FUTURES	<input checked="" type="checkbox"/> SECURITISED DERIVATIVES	<input checked="" type="checkbox"/> WARRANTS	<input checked="" type="checkbox"/> STOCK OPTIONS	<input checked="" type="checkbox"/> LISTED BONDS
--	---	--	---	--

* The above information has been provided and updated by the issuing company