

TraWell Co.

TraWell Co provides an integrated portfolio of services for air travellers' safety and comfort. TraWell Co operates in international airports, through stations located in the landside area, so that clients can protect their baggage before check-in. The core of the activ [Continue reading](#)

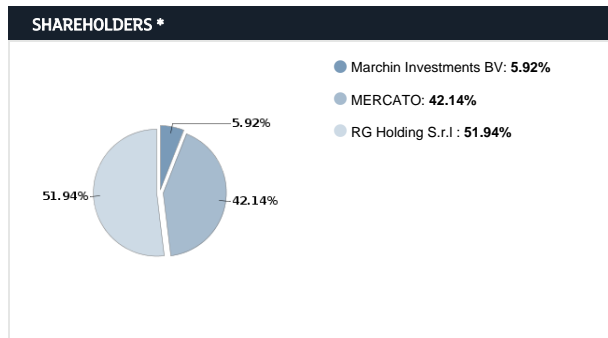
BOARD MEMBERS			C.R.C. (1)	C.C. (2)	N.C. (3)
EXECUTIVE	NON EXECUTIVE	INDEPENDENT			
✓					
	✓				
	✓				
	✓				

Board members ownership
Rudolph Gentile 5,920 stocks on 7/20/21

TOP MANAGEMENT
Rudolph Gentile Chairman
David Debach Chief Operating Officer
Roberto Mosca Chief Commercial Officer

OTHER INFORMATION RELATING GOVERNANCE
Compensation
<input checked="" type="checkbox"/> Stock <input checked="" type="checkbox"/> Mbo <input checked="" type="checkbox"/> Incentivo
<input checked="" type="checkbox"/> List based voting system (BoD / MB)
<input checked="" type="checkbox"/> Record Date

(1): Control and Risk Committee (2): Compensation Committee (3): Nomination Committee



Source: Dati Societari Update: 7/20/21

COMPANY

TraWell Co S.p.A.

Via Olona 183/G
21013 Gallarate

Tel.: + 39 0331 777154
Fax: + 39 0331 789141

[go to website](#)

Auditing company *

Audirevi
www.audirevi.it

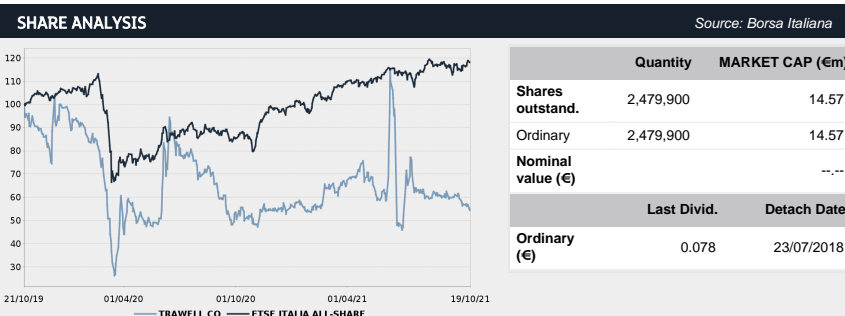
Investor Relations*

David Debach
@: investor.relations@trawellco.com
Tel.: +39 0331 777154

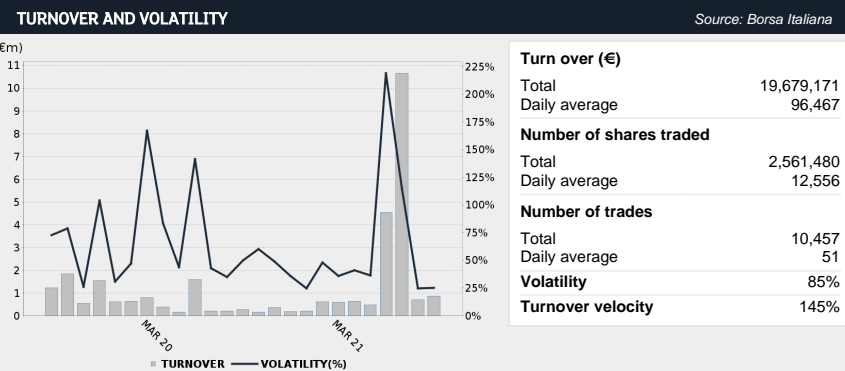
ISIN	IT0005378325
Bloomberg	SB:IM
Reuters	SB.MI
Industry	CONSUMER DISCRETIONARY
Super sector	CONSUMER PRODUCTS AND SERVICES
Market Segment	AIM

KEY FIGURES *				
€m	Annual Results	Annual Results	Var %	Annual Results
	31/12/20	31/12/19	'20 vs '19	31/12/18
Total Sales	16.86	45.72	-63.12%	43.08
Ebitda	-1.06	3.68		6.46
Ebitda margin	-6.29%	8.05%		14.99%
Ebit	-11.44	2.18		5.01
Ebit Margin	-67.81%	4.77%		11.64%
Ebt	-12.12	3.82		4.65
Ebt margin	-71.89%	8.36%		10.79%
Net Result	-12.22	2.64		3.80
E-Margin	-72.48%	5.77%		8.82%
	Annual Results	Annual Results	Var %	Annual Results
	31/12/20	31/12/19	'20 vs '19	31/12/18
Net Financial Debt / (Cash)	10.37	5.64	83.77%	1.79
Net Equity	8.59	22.53	-61.87%	26.48
Capital Employed	18.96	28.17	-32.69%	28.27

Source: company data. The year-end closing is at December, 31. Values are expressed in Million Euro.



Last price	Ord	Perform.	Ord	ITLMS	Relative perf.
18/10/2021	5.876	-2Y	-47%	19%	-66%
Price range (-2y)	Ord	-1Y	7%	36%	-29%
MAX	12.388	-3M	-22%	6%	-28%
MIN	2.842	-1M	-9%	2%	-11%



OTHER LISTED INSTRUMENTS ON BIT MARKET Source: Borsa Italiana

IDEM STOCK FUTURES
 SECURITISED DERIVATIVES
 WARRANTS
 STOCK OPTIONS
 LISTED BONDS

* The above information has been provided and updated by the issuing company