



Italia Independent Group (IIG - AIM Italia/MAC) heads a group active in the eyewear and lifestyle products through its brand Italia Independent, and communication through its agency Independent Ideas. The Group is also involved in entrepreneurial and commercial initiatives. [Continue reading](#)

BOARD MEMBERS			C.R.C. (1)	C.C. (2)	N.C. (3)
EXECUTIVE	NON EXECUTIVE	INDEPENDENT			
✓					

Board members ownership
Lapo Elkann 1,126,241 stocks on 4/11/16
Alberto Fusignani 72,157 stocks on 10/3/13
Pietro Peligra 67,276 stocks on 10/3/13

TOP MANAGEMENT
Giovanni Carlino Chief Executive Officer
Alberto Fusignani Managing Partner
Pietro Peligra Managing Partner
Massimo Caviglioli CFO

OTHER INFORMATION RELATING GOVERNANCE
Compensation
<input checked="" type="checkbox"/> Stock <input checked="" type="checkbox"/> Mbo <input checked="" type="checkbox"/> Incentivo
<input checked="" type="checkbox"/> List based voting system (BoD / MB)
<input checked="" type="checkbox"/> Record Date

COMPANY

Italia Independent Group S.p.A.

Corso XI Febbraio 19
10152 Torino

Tel.: +390116988600
Fax: +3901110541201

Auditing company *
Deloitte & Touche Spa

Investor Relations*
Pietro Peligra
@: investorrelations@iigroup.it
Tel.: +390289697474

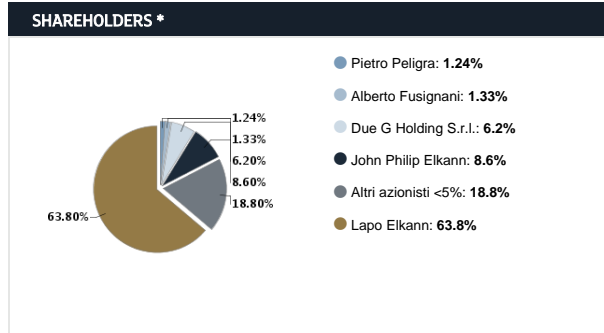
ISIN	IT0004937469
Bloomberg	IIG:IM
Reuters	IIG.MI
Industry	CONSUMER GOODS
Super sector	PERSONAL & HOUSEHOLD GOODS
Market Segment	AIM

KEY FIGURES *				
€m	Annual Results 31/12/16	Annual Results 31/12/15	Var % '16 vs '15	Annual Results 31/12/14
Total Sales	27.68	39.63	-30.15%	32.91
Ebitda	-8.30	5.12		3.62
Ebitda margin	-30.01%	12.93%		11.01%
Ebit	-16.59	1.17		1.32
Ebit Margin	-59.95%	2.96%		4.01%
Ebt	-12.15	0.89		1.41
Ebt margin	-43.91%	2.24%		4.29%
Net Result	-12.26	0.47		0.44
E-Margin	-44.29%	1.20%		1.35%

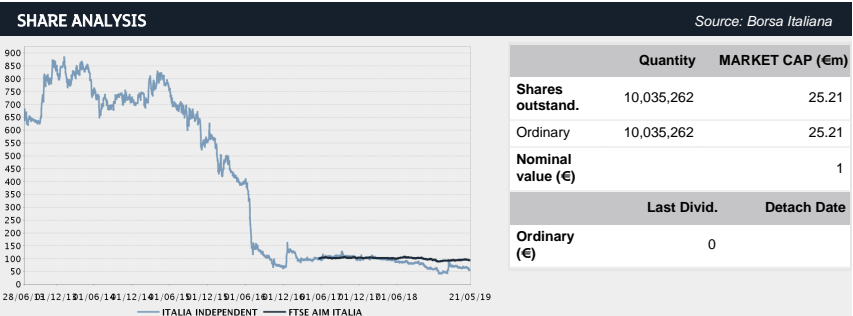
	Annual Results 31/12/16	Annual Results 31/12/15	Var % '16 vs '15	Annual Results 31/12/14
Net Financial Debt / (Cash)	18.22	22.63	-19.50%	10.22
Net Equity	11.08	11.63	-4.75%	10.98
Capital Employed	29.30	34.26	-14.49%	21.20

Source: company data. The year-end closing is at December, 31. Values are expressed in Million Euro. All the accounting data for fiscal years 2014, 2015 and 2016 have been prepared in accordance with International Accounting Standards (IAS/IFRS) and not in accordance with the Italian AC ...

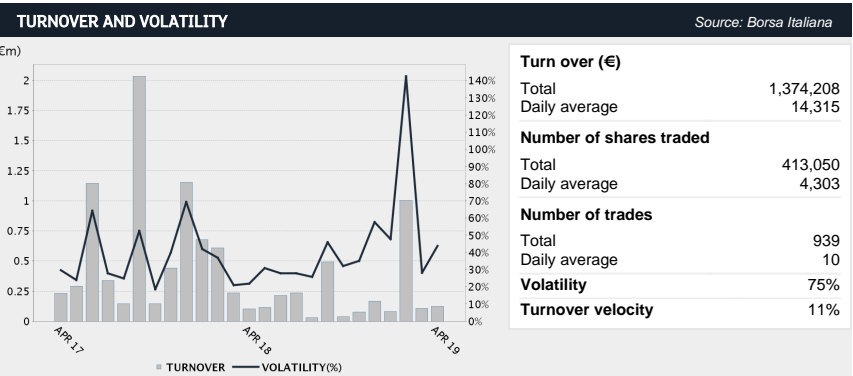
(1): Control and Risk Committee (2): Compensation Committee (3): Nomination Committee



Source: COMPANY. Update: 5/21/19



Last price	Ord	Perform.	Ord	ITAIM	Relative perf.
20/05/2019	2.512	-2Y	-44%	-5%	-39%
Price range (-2y)	Ord	-1Y	-43%	-7%	-36%
MAX	5.886	-3M	-25%	1%	-26%
MIN	1.885	-1M	-17%	-2%	-16%



OTHER LISTED INSTRUMENTS ON BIT MARKET		Source: Borsa Italiana
<input checked="" type="checkbox"/> IDEM STOCK FUTURES	<input checked="" type="checkbox"/> SECURITISED DERIVATIVES	<input checked="" type="checkbox"/> WARRANTS
<input checked="" type="checkbox"/> STOCK OPTIONS	<input checked="" type="checkbox"/> LISTED BONDS	

* The above information has been provided and updated by the issuing company