



Osai Automation System, founded in 1991 by Carlo Ferrero, operates worldwide in the design and production of machines and complete lines for automation and testing on semiconductors. The Company, with operational headquarters in Parella (TO), employs 201 people and operates [Continue reading](#)

BOARD MEMBERS			C.R.C. (1)	C.C. (2)	N.C. (3)
EXECUTIVE	NON-EXECUTIVE	INDEPENDENT			
✓					
	✓				
		✓			

**Board members ownership**

**Mirella Ferrero**  
8,254,000 stocks on 3/15/22

**TOP MANAGEMENT**

**Mirella Ferrero**  
President - Chief Financial Officer

**Fabio Benetti**  
Chief Executive Officer

**Stefano Giorza**  
Vice President Operations

**Virgilio Giorza**  
Delegated Director

**Graziano Settime**  
Vice President Sales

**Marco Guolo**  
Chief Technology Officer

**Simone Ferraro**  
Sales Manager

**Carlo Giuseppe Frigato**  
Deputy Chief Financial Officer

**OTHER INFORMATION RELATING GOVERNANCE**

**Compensation**

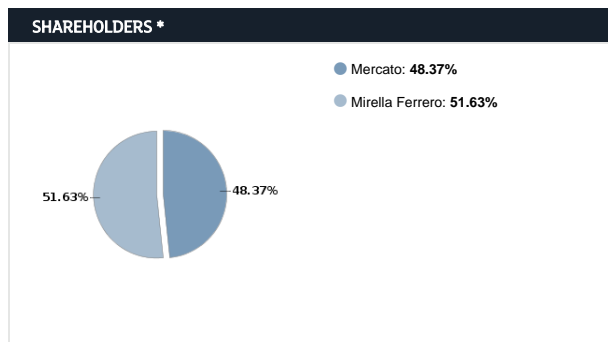
✓ Stock ✓ Mbo ✓ Incentivo

✓ List based voting system (BoD / MB)

Quorum for minority shareholders 5%

✓ Record Date

(1): Control and Risk Committee (2): Compensation Committee (3): Nomination Committee



Source: COMPANY. Update: 3/12/22

**COMPANY**

**OSAI AUTOMATION SYSTEM**

VIA SONDRIO 13 I  
10144 Torino

Tel.: 0125 668311  
Fax: 0125 668301

[go to website](#)

**Auditing company \***  
BDO ITALIA SPA  
<http://www.bdo.it>

**Investor Relations\***  
Tatiana Chieno  
@: t.chieno@osai-as.it  
Tel.: 0125668311  
Fax: 0125668301

**ISIN** IT0005424830  
**Bloomberg** OSA:IM  
**Reuters** OSA.MI

**Industry**  
INDUSTRIALS

**Super sector**  
INDUSTRIAL GOODS AND SERVICES

**Market Segment**  
Euronext Growth Milan

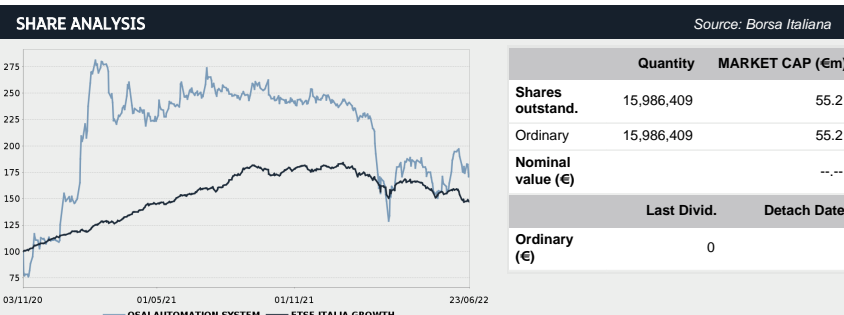
**KEY FIGURES \***

€m	First-Half Results	Annual Results
	30/06/21	31/12/20
Total Sales	12.69	31.94
<b>Ebitda</b>	0.62	3.35
Ebitda margin	4.90%	10.48%
<b>Ebit</b>	-0.45	1.19
Ebit Margin	-3.51%	3.72%
<b>Ebt</b>	-0.79	0.43
Ebt margin	-6.22%	1.34%
<b>Net Result</b>	-0.49	0.35
E-Margin	-3.86%	1.09%

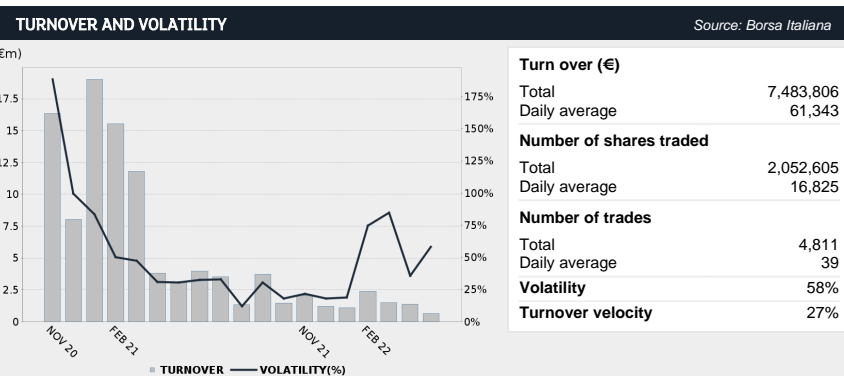
  

	First-Half Results	Annual Results
	30/06/21	31/12/20
<b>Net Financial Debt / (Cash)</b>	10.54	11.41
Net Equity	16.57	13.21
<b>Capital Employed</b>	27.11	24.62

Source: company data. The year-end closing is at December, 31. Values are expressed in Million Euro.



Last price	Ord	Perform.	Ord	ITGRW	Relative perf.
23/06/2022	3.453	-2Y	0%	31%	-31%
<b>Price range (-2y)</b>	<b>Ord</b>	-1Y	-32%	-6%	-26%
MAX	5.669	-3M	-7%	-12%	5%
MIN	1.538	-1M	6%	-5%	11%



**OTHER LISTED INSTRUMENTS ON BIT MARKET** Source: Borsa Italiana

✓ IDEM STOCK FUTURES ✓ SECURITISED DERIVATIVES ✓ WARRANTS ✓ STOCK OPTIONS ✓ LISTED BONDS

\* The above information has been provided and updated by the issuing company