



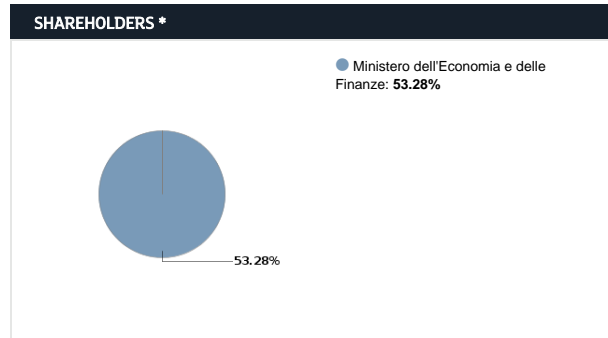
ENAV is the Italian air navigation service provider, ensuring safety and reliability 24/7 for the 1.8 million flights we handle yearly from the control towers of 45 airports and 4 Area control centres. With a workforce of 4,200, our company provides air navigation servi [Continue reading](#)

BOARD MEMBERS			TOP MANAGEMENT		
EXECUTIVE	NON EXECUTIVE	INDEPENDENT	C.R.C. (1)	C.C. (2)	N.C. (3)
		✓			
		✓			
		✓			
		✓			
		✓			
		✓			
		✓			
		✓			
		✓			
		✓			
		✓			

OTHER INFORMATION RELATING GOVERNANCE	
<b>Compensation</b>	
✓ Stock	✓ Mbo
✓ List based voting system (BoD / MB)	
Quorum for minority shareholders	1%
✓ Record Date	

(1): Control and Risk Committee (2): Compensation Committee (3): Nomination Committee



Source: COMPANY. Update: 10/23/21

<b>COMPANY</b>	<b>Auditing company *</b> EY S.p.A.	<b>ISIN</b> IT0005176406
<b>ENAV</b>	<b>Investor Relations*</b> Vittorio De Domenico @: vittorio.dedomenico@enav.it Tel.: 0681662302	<b>Bloomberg</b> ENAV:IM
Via Salaria 716 00138 Roma		<b>Reuters</b> ENAV.MI
Tel.: 0681661 Fax: ---		<b>Industry</b> INDUSTRIALS
<a href="#">go to website</a>		<b>Super sector</b> INDUSTRIAL GOODS AND SERVICES
		<b>Market Segment</b> MTA

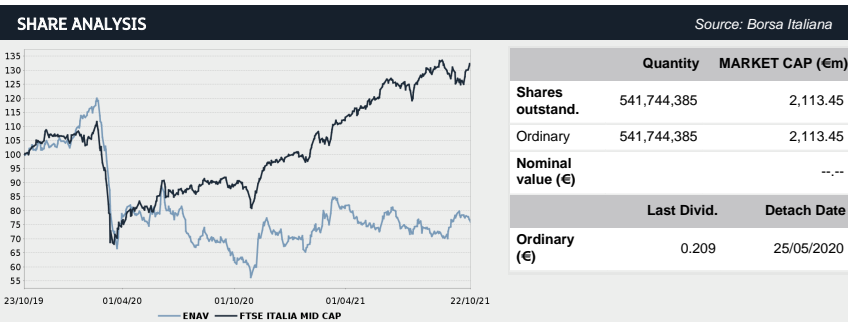
### KEY FIGURES \*

€m	First-Half Results 30/06/21	First-Half Results 30/06/20	Var % '21 vs '20	Annual Results 31/12/20	Annual Results 31/12/19
Total Sales	379.47	376.86	0.69%	780.87	911.91
Ebitda	76.61	88.02	-12.96%	210.79	302.87
Ebitda margin	20.19%	23.36%		26.99%	33.21%
Ebit	14.83	20.48	-27.60%	71.12	170.59
Ebit Margin	3.91%	5.44%		9.11%	18.71%
Ebt	16.32	17.95	-9.03%	65.00	165.97
Ebt margin	4.30%	4.76%		8.32%	18.20%
Net Result	13.67	15.63	-12.58%	54.28	118.27
E-Margin	3.60%	4.15%		6.95%	12.97%

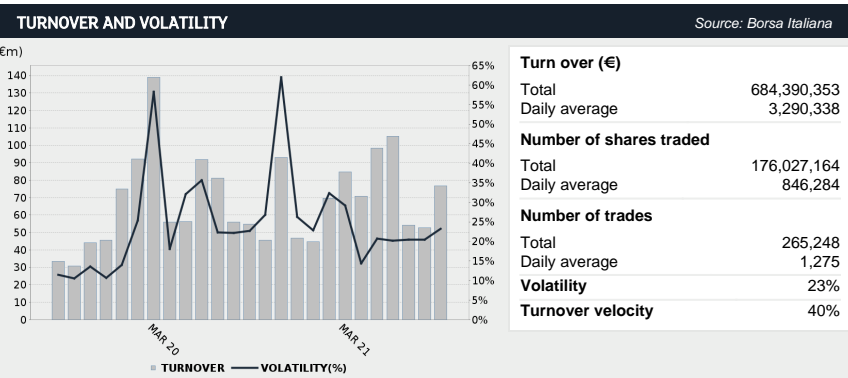
  

	First-Half Results 30/06/21	First-Half Results 30/06/20	Var % '21 vs '20	Annual Results 31/12/20	Annual Results 31/12/19
Net Financial Debt / (Cash)	389.63	98.52	295.49%	236.62	-126.38
Net Equity	1,102.08	1,059.85	3.98%	1,085.47	1,156.04
Capital Employed	1,491.72	1,158.37	28.78%	1,322.09	1,029.67

Source: company data. The year-end closing is at December, 31. Values are expressed in Million Euro. Total gross revenue including capex contributions; EBITDA and NFP rounded to the thousand euro; Q1 2015, H1 2015 and 9M 2015 SE and NFP not communicated



Last price	Ord	Perform.	Ord	ITMC	Relative perf.
22/10/2021	3.901	-2Y	-25%	32%	-57%
Price range (-2y)	6.167	-1Y	25%	52%	-27%
MAX	6.167	-3M	3%	7%	-4%
MIN	2.894	-1M	-1%	2%	-3%



### OTHER LISTED INSTRUMENTS ON BIT MARKET

Source: Borsa Italiana

- ✓ IDEM STOCK FUTURES
- ✓ SECURITISED DERIVATIVES
- ✓ WARRANTS
- ✓ STOCK OPTIONS
- ✓ LISTED BONDS

\* The above information has been provided and updated by the issuing company