



COIMA RES S.p.A. SIQ ("COIMA RES") is a real estate company listed on Borsa Italiana since 2016. COIMA RES manages real estate assets in Italy, primarily focusing on commercial properties. The company operates with the beneficial tax status granted to Società di Invest [Continue reading](#)

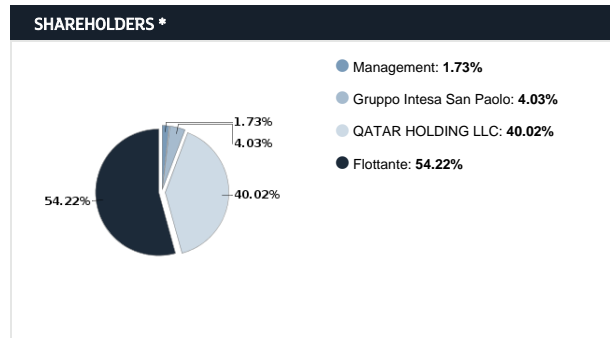
BOARD MEMBERS			C.R.C. (1)	C.C. (2)	N.C. (3)
EXECUTIVE	NON EXECUTIVE	INDEPENDENT			
	✓				
	✓				
	✓				
	✓				
	✓				
	✓				
	✓				
	✓				
	✓				
	✓				

Board members ownership
Manfredi Catella 33,143 stocks on 4/29/19
Luciano Gabriel 20,000 stocks on 4/29/19
Olivier Elamine 4,000 stocks on 4/29/19

TOP MANAGEMENT
Manfredi Catella CEO
Fulvio Di Gilio CFO

OTHER INFORMATION RELATING GOVERNANCE
Compensation <input checked="" type="checkbox"/> Stock <input checked="" type="checkbox"/> Mbo <input checked="" type="checkbox"/> Incentivo
<input checked="" type="checkbox"/> List based voting system (BoD / MB)
Quorum for minority shareholders 4.5%
<input checked="" type="checkbox"/> Record Date

(1): Control and Risk Committee (2): Compensation Committee (3): Nomination Committee

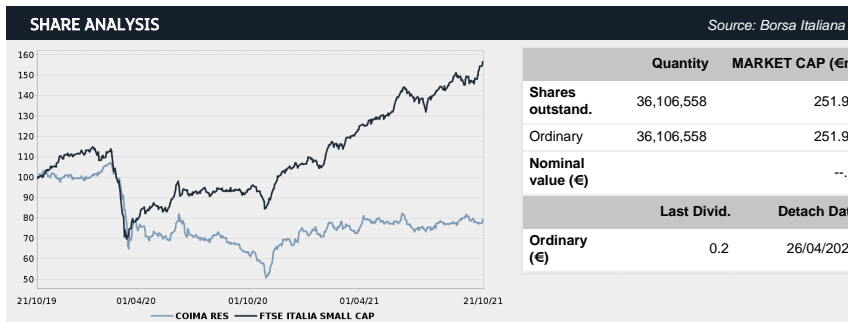


Source: COMPANY. Update: 10/21/21

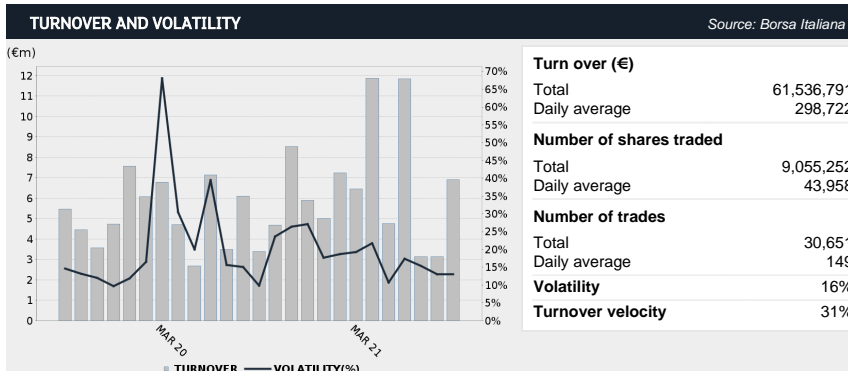
COMPANY	Auditing company * EY S.p.A. http://www.ey.com/IT/it/Home	ISIN IT0005136681
COIMA RES	Piazza Gae Aulenti, 12 20154 Milano	Industry REAL ESTATE
Tel.: 0265560972 Fax: 0273965049	Investor Relations* Fulvio Di Gilio @: fulvio.digilio@coimares.com Tel.: 02 6550 661	Super sector REAL ESTATE
go to website		Market Segment MTA

KEY FIGURES *					
€m	First-Half Results	First-Half Results	Var %	Annual Results	Annual Results
	30/06/21	30/06/20	'21 vs '20	31/12/20	31/12/19
NOI			-3.20%		
Risultato operativo lordo			-5.93%		
Risultato operativo netto			57.98%		
Risultato prima delle imposte			115.01%		
Risultato di Gruppo			155.38%		
Gross Asset Value	0.00	0.00	-0.54%	0.00	0.00
Net Asset Value			2.53%		
PFN			-4.34%		
		n/a			
		n/a			
		n/a			
		n/a			

Source: company data. The year-end closing is at December, 31. Values are expressed in Million Euro.



Last price	Ord	Perform.	Ord	ITSC	Relative perf.
20/10/2021	6.979	-2Y	-19%	58%	-78%
Price range (-2y)	Ord	-1Y	34%	68%	-34%
MAX	9.444	-3M	7%	17%	-11%
MIN	4.491	-1M	-1%	8%	-9%



OTHER LISTED INSTRUMENTS ON BIT MARKET

Source: Borsa Italiana

IDEM STOCK FUTURES
 SECURITISED DERIVATIVES
 WARRANTS
 STOCK OPTIONS
 LISTED BONDS

* The above information has been provided and updated by the issuing company