



Rai Way S.p.A. Rai Way manages and develops the terrestrial broadcast infrastructure which carries the television and radio signals of RAI, Italy's national public broadcasting company, and provides also services to its business customers. Rai Way has an extensive experi [Continue reading](#)

BOARD MEMBERS			TOP MANAGEMENT		
EXECUTIVE	NON EXECUTIVE	INDEPENDENT	C.R.C. (1)	C.C. (2)	N.C. (3)
✓					
	✓				
	✓				
	✓				
	✓				
	✓				
	✓				
	✓				
	✓				
	✓				
	✓				

**Aldo Mancino**  
Chief Executive Officer

**Adalberto Pellegrino**  
CFO

**OTHER INFORMATION RELATING GOVERNANCE**

**Compensation**

✓ Stock ✓ Mbo ✓ Incentivo

✓ List based voting system (BoD / MB)

✓ Record Date

<b>COMPANY</b>	<b>Investor Relations*</b>	<b>ISIN</b>
<b>RAI WAY</b>	Investor Relations Dept. @: investor.relations@raiway.it Tel.: +39 06 33173973	IT0005054967
Via Teulada, 66 00195 Roma		<b>Industry</b> CONSUMER DISCRETIONARY
Tel.: 0039 06 33175083 Fax: ---		<b>Super sector</b> MEDIA
<a href="#">go to website</a>		<b>Market Segment</b> MTA

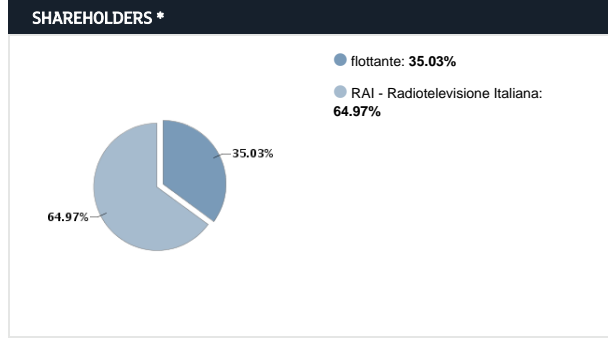
**KEY FIGURES \***

€m	I Quarter	I Quarter	Var %	Annual Results	Annual Results
	31/03/21	31/03/20	'21 vs '20	31/12/20	31/12/19
Total Sales	56.46	55.57	1.61%	224.46	221.39
Ebitda	34.24	33.13	3.35%	135.08	131.07
Ebitda margin	60.63%	59.62%		60.18%	59.20%
Ebit	22.29	22.53	-1.09%	89.41	90.09
Ebit Margin	39.47%	40.55%		39.83%	40.70%
Ebt	21.96	22.33	-1.65%	88.30	88.84
Ebt margin	38.89%	40.18%		39.34%	40.13%
Net Result	16.82	15.99	5.18%	64.01	63.36
E-Margin	29.80%	28.78%		28.52%	28.62%

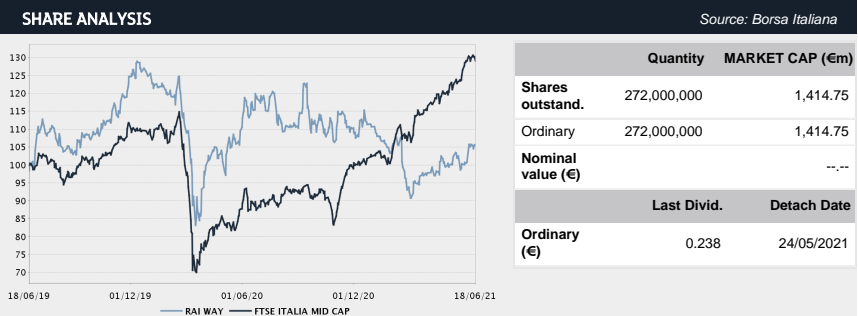
  

	I Quarter	I Quarter	Var %	Annual Results	Annual Results
	31/03/21	31/03/20	'21 vs '20	31/12/20	31/12/19
Net Financial Debt / (Cash)	37.32	2.59	1,339.59%	46.08	9.55
Net Equity	181.63	200.19	-9.27%	164.81	184.20
Capital Employed	218.96	202.78	7.97%	210.89	193.75

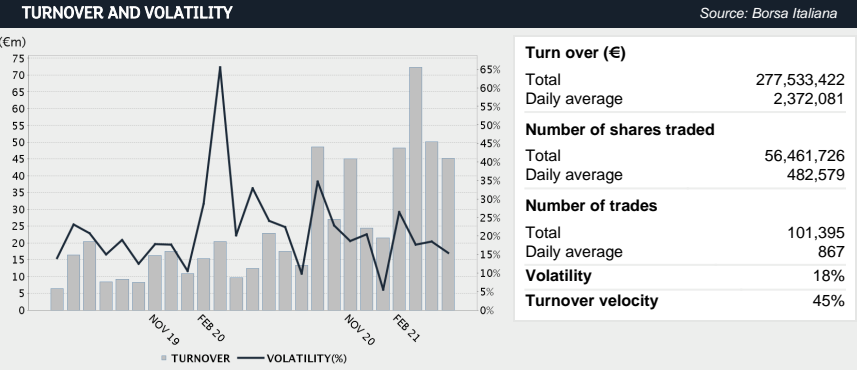
Source: company data. The year-end closing is at December, 31. Values are expressed in Million Euro. It should be noted that starting from 1 January 2019 the new IFRS-16 accounting standard was applied.



Source: COMPANY. Update: 6/18/21



<b>Last price</b>	<b>Ord</b>	<b>Perform.</b>	<b>Ord</b>	<b>ITMC</b>	<b>Relative perf.</b>
17/06/2021	5.201	-2Y	9%	32%	-23%
<b>Price range (-2y)</b>	<b>Ord</b>	-1Y	-10%	45%	-55%
MAX	6.348	-3M	11%	13%	-3%
MIN	4.095	-1M	2%	5%	-3%



**OTHER LISTED INSTRUMENTS ON BIT MARKET** Source: Borsa Italiana

✓ IDEM STOCK FUTURES ✓ SECURITISED DERIVATIVES ✓ WARRANTS ✓ STOCK OPTIONS ✓ LISTED BONDS

\* The above information has been provided and updated by the issuing company