

## FINCANTIERI

Fincantieri is one of the world's largest shipbuilding groups, the only one active in all high-tech marine industry sectors. It is leader in the construction and transformation of cruise, naval and oil & gas and wind offshore vessels, as well as in the production of systems. [Continue reading](#)

BOARD MEMBERS			C.R.C. (1)	C.C. (2)	N.C. (3)
EXECUTIVE	NON EXECUTIVE	INDEPENDENT			
✓					
<b>Giampiero Massolo</b> Chairman					
✓					
<b>Giuseppe Bono</b> Chief Executive Officer					
	✓		✓		✓
<b>Massimiliano Cesare</b> Board member					
	✓		✓	✓	✓
<b>Paola Muratorio</b> Board member					
	✓		✓	✓	✓
<b>Fabrizio Palermo</b> Board member					
	✓		✓	✓	✓
<b>Federica Seganti</b>					
	✓		✓	✓	✓
<b>Federica Santini</b>					
	✓		✓	✓	✓
<b>Barbara Alemanni</b>					
	✓		✓	✓	✓
<b>Luca Errico</b>					
	✓		✓	✓	✓
<b>Elisabetta Oliveri</b>					

### Board members ownership

**Giuseppe Bono**  
1,941,925 stocks on 12/31/20

**Elisabetta Oliveri**  
1,000 stocks on 12/31/20

### TOP MANAGEMENT

**Giuseppe Bono**  
Chief Executive Officer

**Fabio Gallia**  
General Manager

**Giuseppe Dado**  
Chief Financial Officer

**Luigi Matarazzo**  
General Manager of the Merchant Ships Division

**Giuseppe Giordo**  
General Manager of the Naval Vessels Division

**Andrea Viero**  
Executive Vice President Electronics, Systems & Software Division

**Alberto Maestrini**  
Executive Vice President Offshore and Specialized Vessels Division

**Laura Luigia Martini**  
CEO Business Advisor and Executive Vice President Corporate Business Development

**Carlo De Marco**  
Executive Vice President Operations and Strategic Planning

### OTHER INFORMATION RELATING GOVERNANCE

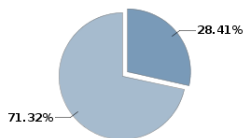
#### Compensation

- ✓ Stock
- ✓ Mbo
- ✓ Incentivo
- ✓ List based voting system (BoD / MB)
- ✓ Record Date

(1): Control and Risk Committee (2): Compensation Committee (3): Nomination Committee

### SHAREHOLDERS \*

- Flottante: 28.41%
- CDP Industria S.p.A.: 71.32%



Source: COMPANY. Update: 10/16/21

### COMPANY

#### FINCANTIERI

Via Genova, 1  
34121 Trieste

Tel.: 0403193111  
Fax: 0403192305

[go to website](#)

### Investor Relations\*

Giuseppe Dado  
@: -  
Tel.: -

ISIN IT0001415246

Industry  
INDUSTRIALS

Super sector  
INDUSTRIAL GOODS AND SERVICES

Market Segment  
MTA

### KEY FIGURES \*

€m	First-Half Results 30/06/21	First-Half Results 30/06/20	Var % '21 vs '20	Annual Results 31/12/20	Annual Results 31/12/19
Total Sales	3,251.00	2,369.00	37.23%	5,879.00	5,849.00
Ebitda	219.00	119.00	84.03%	314.00	320.00
Ebitda margin	6.74%	5.02%		5.34%	5.47%
Ebit	123.00	54.00	127.78%	148.00	153.00
Ebit Margin	3.78%	2.28%		2.52%	2.62%
Ebt				-254.00	-51.00
Ebt margin				-4.32%	-0.87%
Net Result	7.00	-137.00		-245.00	-148.00
E-Margin	0.21%	-5.78%		-4.17%	-2.53%

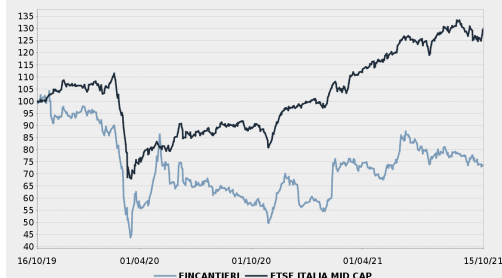
  

	First-Half Results 30/06/21	First-Half Results 30/06/20	Var % '21 vs '20	Annual Results 31/12/20	Annual Results 31/12/19
Net Financial Debt / (Cash)	1,617.00	980.00	65.00%	1,062.00	736.00
Net Equity	804.00	887.00	-9.36%	777.00	1,050.00
Capital Employed	2,421.00	1,867.00	29.67%	1,839.00	1,786.00

Source: company data. The year-end closing is at December, 31. Values are expressed in Million Euro. First half 2021 revenues include €225 million pass-through activities

### SHARE ANALYSIS

Source: Borsa Italiana

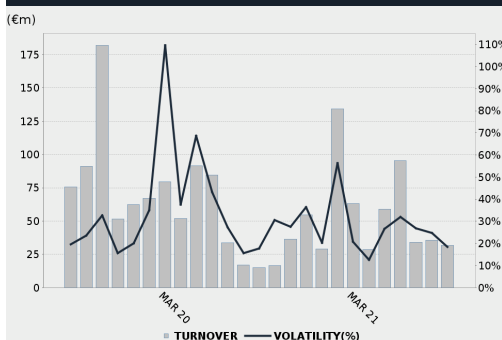


	Quantity	MARKET CAP (€m)
Shares outstand.	1,699,651,360	1,178.54
Ordinary	1,699,651,360	1,178.54
Nominal value (€)		--
	Last Divid.	Detach Date
Ordinary (€)	0.01	15/04/2019

Last price	Ord	Perform.	Ord	ITMC	Relative perf.
15/10/2021	0.693	-2Y	-25%	31%	-56%
Price range (-2y)	Ord	-1Y	29%	48%	-19%
MAX	0.983	-3M	-7%	6%	-13%
MIN	0.414	-1M	-5%	1%	-6%

### TURNOVER AND VOLATILITY

Source: Borsa Italiana



Turn over (€)	
Total	532,577,388
Daily average	2,623,534
Number of shares traded	
Total	758,550,204
Daily average	3,736,701
Number of trades	
Total	176,996
Daily average	872
Volatility	29%
Turnover velocity	56%

### OTHER LISTED INSTRUMENTS ON BIT MARKET

Source: Borsa Italiana

- ✓ IDEM STOCK FUTURES
- ✓ SECURITISED DERIVATIVES
- ✓ WARRANTS
- ✓ STOCK OPTIONS
- ✓ LISTED BONDS

\* The above information has been provided and updated by the issuing company