

Company profile



The Mondadori Group is the Italian leader publisher in books and consumer magazine market (with a portfolio of titles among the most popular in Italy) and one of the major players in Europe. Its business areas up to today are: Books, Magazines and Retail. In the Books div [Continue reading](#)

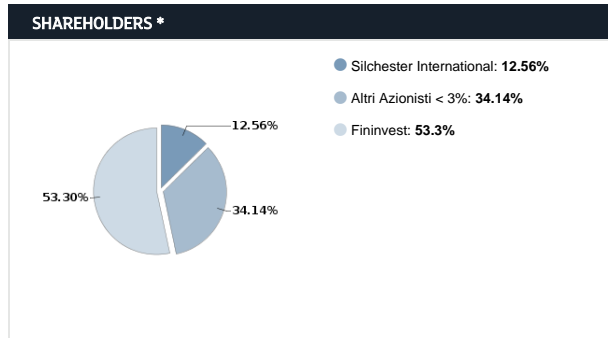
BOARD MEMBERS			
EXECUTIVE	NON EXECUTIVE	INDEPENDENT	
✓			Marina Berlusconi Chairman
✓			Antonio Porro CEO
✓			Pier Silvio Berlusconi Board member
✓			Elena Biffi Board member
✓			Alessandro Franzosi Board member
✓			Daniilo Pellegrino Director
✓			Angelo Renoldi Board member
✓			Cristina Rossello Board member
✓			Francesco Curro Board member
✓			Valentina Casella Director
✓			Alceo Rapagna Director
✓			Paola Elisabetta Galbiati

Board members ownership
Alessandro Franzosi 20,000 stocks on 10/10/20

TOP MANAGEMENT
Antonio Porro CEO
Federico Angrisano Communications and Media Relations
Carlo Mandelli General Manager Magazines Italy - Chairman and CEO Mondadori Intl. Business
Alessandro Franzosi Chief Financial Officer
Carmine Perna Managing director Mondadori Retail
Daniele Sacco Group Human Resources and Organisation
Andrea Santagata Chief Innovation Officer
Enrico Selva Coddè Managing director Mondadori Libri trade area

OTHER INFORMATION RELATING GOVERNANCE
Compensation
<input checked="" type="checkbox"/> Stock <input checked="" type="checkbox"/> Mbo <input checked="" type="checkbox"/> Incentivo
<input checked="" type="checkbox"/> List based voting system (BoD / MB)
<input checked="" type="checkbox"/> Record Date

(1): Control and Risk Committee (2): Compensation Committee (3): Nomination Committee

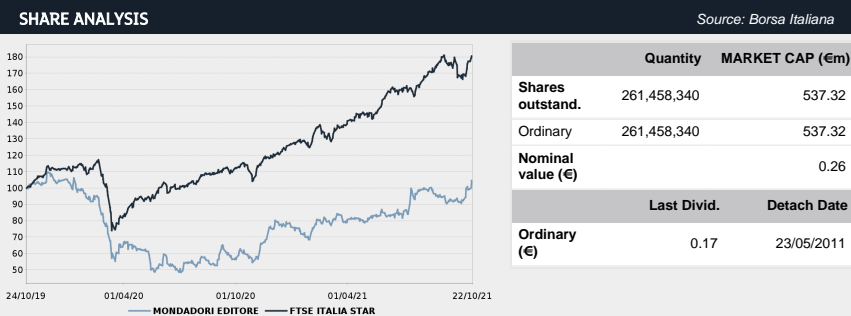


Source: Company Update: 6/17/15

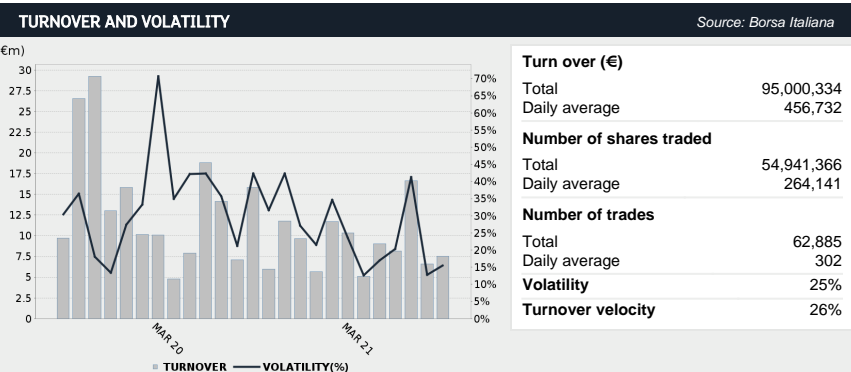
COMPANY	Auditing company * Ernst & Young	ISIN IT0001469383
ARNOLDO MONDADORI EDITORE	Investor Relations* Nicoletta Pinoia @: nicoletta.pinoia@mondadori.it Tel.: +39 02 75422632 Fax: +39 02 75422584	Bloomberg MN IM
via Bianca di Savoia 12 20122 Milano		Reuters MNDI.IM
Tel.: +39 02 75421 Fax: +39 02 75422584		Industry CONSUMER DISCRETIONARY
go to website		Super sector MEDIA
		Market Segment STAR

KEY FIGURES *					
€m	First-Half Results 30/06/21	First-Half Results 30/06/20	Var % '21 vs '20	Annual Results 31/12/20	Annual Results 31/12/19
Total Sales	320.40	288.90	10.90%	744.00	884.90
Ebitda	19.00	8.40	126.19%	84.60	102.90
Ebitda margin	5.93%	2.91%		11.37%	11.63%
Ebit	0.20	-17.20		14.80	62.30
Ebit Margin	0.06%	-5.95%		1.99%	7.04%
Ebt	-5.10	-30.90		1.50	50.60
Ebt margin	-1.59%	-10.70%		0.20%	5.72%
Net Result	4.40	-25.00		4.50	28.20
E-Margin	1.37%	-8.65%		0.60%	3.19%
	First-Half Results 30/06/21	First-Half Results 30/06/20	Var % '21 vs '20	Annual Results 31/12/20	Annual Results 31/12/19
Net Financial Debt / (Cash)	155.10	219.50	-29.34%	97.60	151.30
Net Equity	178.00	145.00	22.76%	172.40	170.00
Capital Employed	333.10	364.50	-8.62%	270.00	321.30

Source: company data. The year-end closing is at December, 31. Values are expressed in Million Euro. Results in accordance with IAS/IFRS accounting principles.



Last price	Ord	Perform.	Ord	ITSTAR	Relative perf.
22/10/2021	2.055	-2Y	9%	81%	-71%
Price range (-2y)	Ord	-1Y	81%	63%	18%
MAX	2.174	-3M	8%	12%	-4%
MIN	0.962	-1M	13%	2%	11%



* The above information has been provided and updated by the issuing company