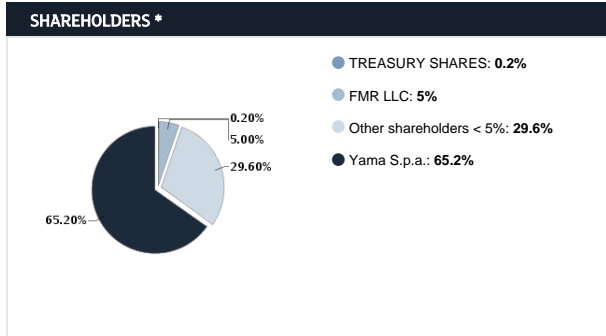




Emak Group develops, produces and distributes a wide range of products in three business areas: (i) outdoor power equipment, which includes products for gardening, forestry and agriculture such as trimmers, lawn mowers, garden tractors, chain saws, tillers, rotary tillage [Continue reading](#)

BOARD MEMBERS			
EXECUTIVE	NON EXECUTIVE	INDEPENDENT	
✓			Fausto Bellamico Chairman
✓			Aimone Burani Vice-Chairman
✓			Luigi Bartoli Managing Director
			Ariello Bartoli Board member
			Francesca Baldi Board member
			Paola Becchi Board member
			Giuliano Ferrari Board member
			Marzia Salsapariglia Board member
			Vilmo Spaggiari Board member
			Guerrino Zambelli Board member
			Massimo Livatino Board member
			Alessandra Lanza Board member
			Elena Iotti Board member

(1): Control and Risk Committee (2): Compensation Committee (3): Nomination Committee



Source: COMPANY. Update: 6/13/21

Board members ownership

Luigi Bartoli 771,690 stocks on 4/22/13
Ariello Bartoli 614,253 stocks on 12/15/17
Fausto Bellamico 500,000 stocks on 1/13/16
Aimone Burani 30,000 stocks on 5/23/13
Marzia Salsapariglia 20,000 stocks on 3/19/18
Paola Becchi 4,503 stocks on 12/31/15

TOP MANAGEMENT

Fausto Bellamico Chairman
Aimone Burani Vice Chairman and CFO
Luigi Bartoli Managing Director

OTHER INFORMATION RELATING GOVERNANCE

Compensation
 Stock Mbo Incentivo

List based voting system (BoD / MB)

Quorum for minority shareholders: 2.5%

Record Date

COMPANY
EMAK
 Via Fermi, 4
 42011 BAGNOLO IN PIANO
 Tel.: +39 0522 956611
 Fax: +39 0522 951555

Auditing company *
 Deloitte & Touche S.p.A.
www.deloitte.it

Investor Relations*
 Andrea La Fata
 @: andrea.lafata@emak.it
 Tel.: +39 0522 956332
 Fax: +39 0522 959227

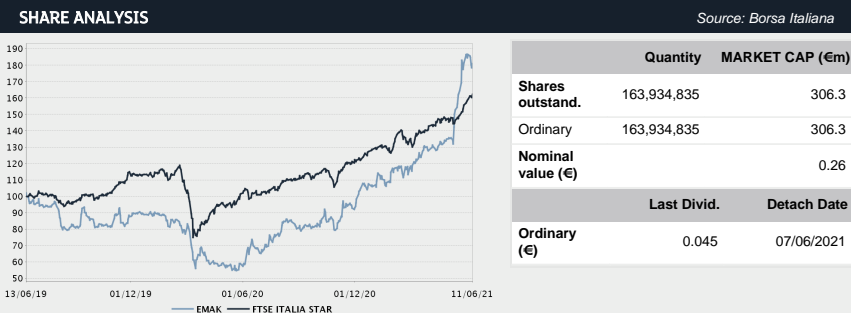
[go to website](#)

ISIN	IT0001237053
Bloomberg	EMAK IM
Reuters	EM.MI
Industry	CONSUMER DISCRETIONARY
Super sector	CONSUMER PRODUCTS AND SERVICES
Market Segment	STAR

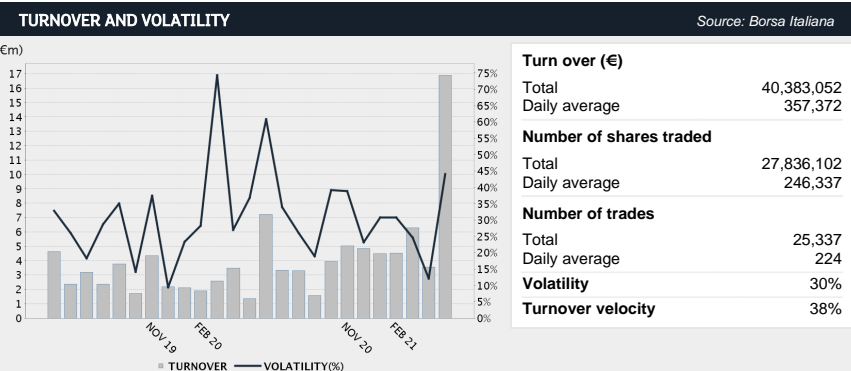
KEY FIGURES *

€m	I Quarter	I Quarter	Var %	Annual Results	Annual Results
	31/03/21	31/03/20	'21 vs '20	31/12/20	31/12/19
Total Sales	162.88	117.97	38.07%	469.78	433.95
Ebitda	26.92	13.92	93.33%	55.63	46.09
Ebitda margin	16.53%	11.80%		11.84%	10.62%
Ebit	21.17	8.38	152.76%	32.94	22.02
Ebit Margin	13.00%	7.10%		7.01%	5.08%
Ebt	20.34	5.55	266.64%	22.81	18.88
Ebt margin	12.49%	4.70%		4.86%	4.35%
Net Result	15.28	3.83	298.64%	19.61	13.13
E-Margin	9.38%	3.25%		4.17%	3.02%
	I Quarter	I Quarter	Var %	Annual Results	Annual Results
	31/03/21	31/03/20	'21 vs '20	31/12/20	31/12/19
Net Financial Debt / (Cash)	148.40	180.71	-17.88%	126.55	146.94
Net Equity	239.84	211.62	13.33%	222.30	211.53
Capital Employed	388.23	392.33	-1.04%	348.85	358.47

Source: company data. The year-end closing is at December, 31.



Last price	Ord	Perform.	Ord	ITSTAR	Relative perf.
11/06/2021	1.868	-2Y	76%	61%	14%
Price range (-2y)	Ord	-1Y	179%	65%	114%
MAX	1.929	-3M	48%	17%	30%
MIN	0.566	-1M	37%	12%	25%



* The above information has been provided and updated by the issuing company