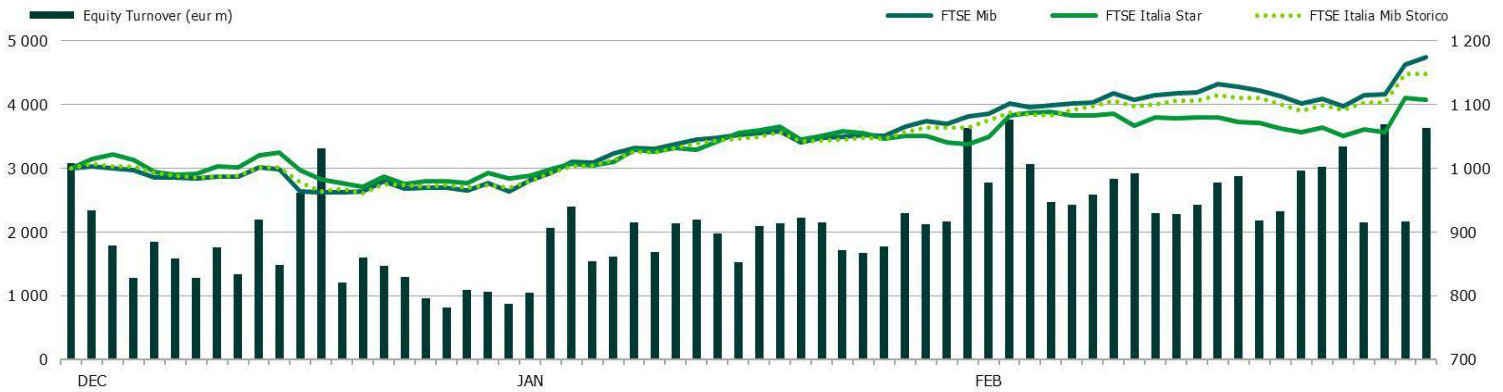


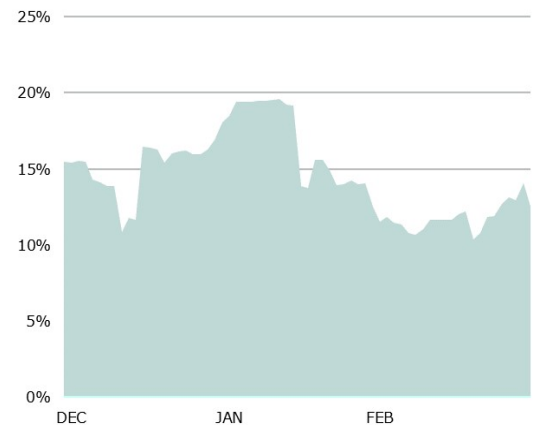
### EQUITY DAILY TURNOVER AND MAIN INDICES (base = 1000 30.11.2022)



### STOCK INDICES

	31 JAN 2023	28 FEB 2023	Var. % MoM	Var. % 2022 end	Volatility FEB 2023
FTSE Italia Mib Storico ▲	24 449	25 354	3.7%	13.8%	11.0%
FTSE Mib ▲	26 600	27 478	3.3%	15.9%	13.3%
FTSE Italia Star ▲	48 758	49 639	1.8%	7.3%	16.4%
FTSE Italia PIR PMI TR ▲	32 861	34 078	3.7%	13.6%	13.4%
FTSE Italia Brands ▲	19 847	21 239	7.0%	16.5%	15.0%

### FTSE MIB VOLATILITY



### TRADING - DAILY AVERAGE

	JAN-FEB 2022		JAN-FEB 2023		FEB 2023	
	Trades Number	Turnover eur m	Trades Number	Turnover eur m	Trades Number	Turnover eur m
Shares (*) ▼	374 165	3 002.4	268 753	2 370.5	297 213	2 759.2
Securitized Derivatives ▼	10 827	76.2	7 865	55.7	8 677	65.2
ETFplus ▼	42 612	604.7	30 583	365.9	32 153	395.4
Fixed Income ▲	11 342	469.2	26 619	847.3	29 551	977.2

(\*) Indicators are related to turnover figures.

### LISTING

	30 DEC 2022	31 JAN 2023	28 FEB 2023
Euronext Milan Domestic	220	220	221
of which STAR	74	74	74
Euronext Milan Foreign	3	3	3
of which STAR	1	1	1
Euronext MIV Milan *	1	1	1
Global Equity Market	87	87	87
Euronext Growth Milan	190	191	193
<b>Listed Companies Total</b>	<b>501</b>	<b>502</b>	<b>505</b>
Warrant	74	75	76
MIV Closed End Funds	8	8	8
ATFund	82	81	82
ETF	1 440	1 444	1 459
ETC\ETN	322	318	318
<b>ETFplus Total</b>	<b>1 762</b>	<b>1 762</b>	<b>1 777</b>
Securitized Derivatives	17 567	19 592	22 072
Convertibles Bonds	4	4	4
Mot - Government Bonds	160	160	161
Mot - Bonds	45	44	45
Mot - Eurobonds and ABSs	1 212	1 211	1 216
<b>MOT Total</b>	<b>1 417</b>	<b>1 415</b>	<b>1 422</b>
Extramot	575	503	497
<b>Fixed Income Total</b>	<b>1 992</b>	<b>1 918</b>	<b>1 919</b>

### MOST TRADED SHARES IN THE MONTH

Shares	Mkt	Turnover eur m	% TOT
Unicredit	EXM	7 769.8	14.1%
Intesa Sanpaolo	EXM	6 910.4	12.5%
Stellantis	EXM	4 599.1	8.3%
Eni	EXM	4 176.9	7.6%
Enel	EXM	3 034.6	5.5%

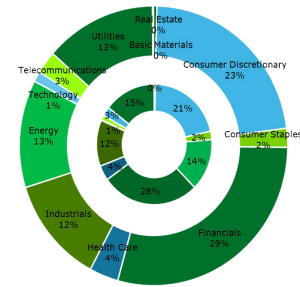
### BEST PERFORMANCES IN THE MONTH

Shares	Mkt	Var. % MoM	Var % 2022 end
Ulisse Biomed	EGM	147.6%	160.8%
Solid World Group	EGM	46.3%	51.7%
Autostrade Meridionali	EXM	38.6%	50.1%
Mondo Tv France	EGM	36.8%	35.4%
Vimi Fasteners	EGM	33.8%	33.2%

Performances are computed with no-rounded official prices.  
Performance is not included for shares not listed at 2022 end or unlimited suspended at February 2023 end or at 2022 end.

## CAPITALISATION

Domestic Companies Capitalisation (eur m)	30 DEC 2022	31 JAN 2023	28 FEB 2023
Euronext Milan	614 960	669 059	693 792
of which STAR	46 458	48 425	50 024
Euronext MIV Milan *	186	190	184
Euronext Growth Milan	10 544	10 940	11 021
<b>Total</b>	<b>625 689</b>	<b>680 190</b>	<b>704 998</b>
Capitalisation (% GDP)			
Euronext Milan	33.3%	36.1%	37.4%
of which STAR	2.5%	2.6%	2.7%
<b>Total</b>	<b>33.9%</b>	<b>36.7%</b>	<b>38.0%</b>
Capitalisation (% Tot.)			
FTSE MIB Shares	81.4%	81.5%	81.5%



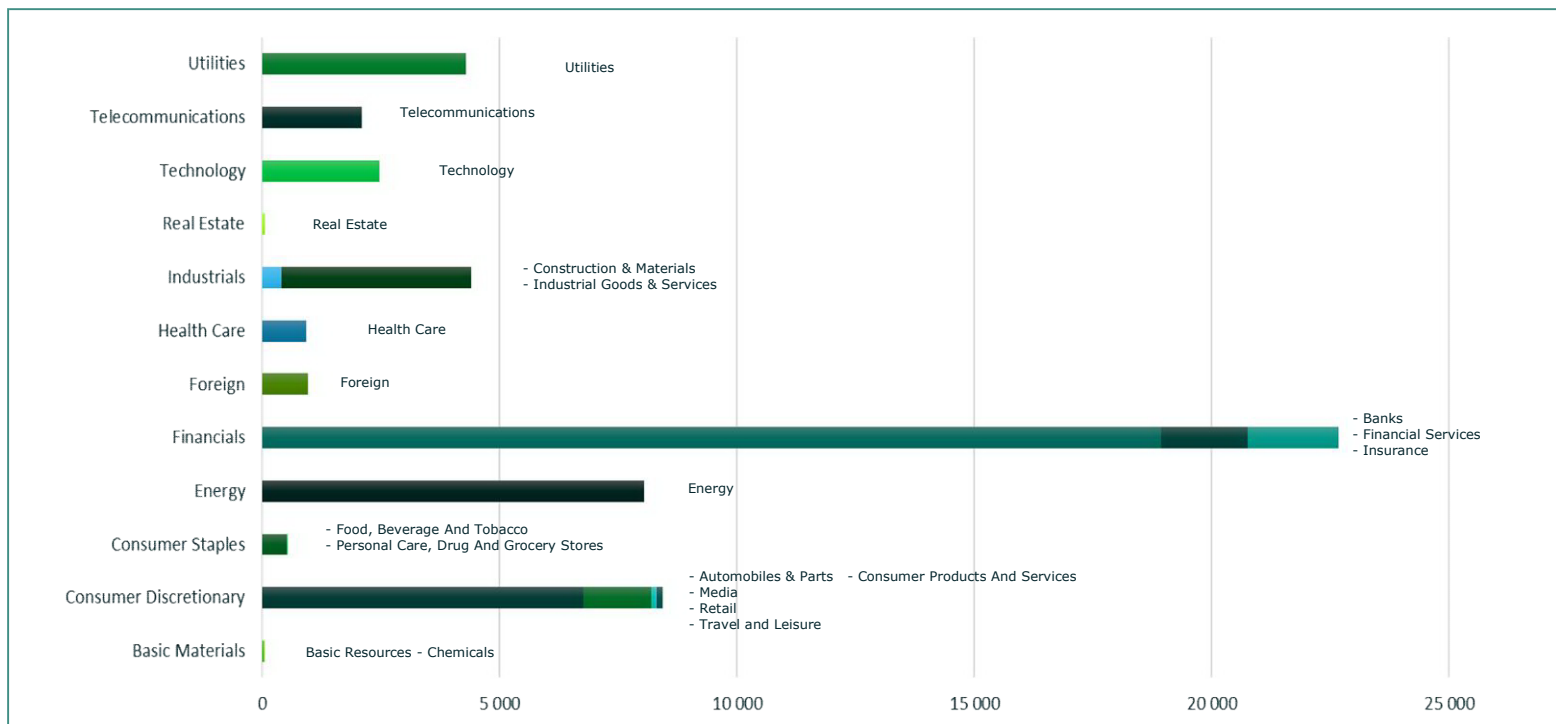
Note: internal chart: capitalisation on 30.12.2022;  
external chart: capitalisation on 28.02.2023.

Capitalization is computed with no-rounded official prices.

## TRADING

SHARES	JAN-FEB 2022		JAN-FEB 2023		FEB 2023		Other Instruments	JAN-FEB 2022		JAN-FEB 2023		FEB 2023	
	Trades Number	Turnover eur m	Trades Number	Turnover eur m	Trades Number	Turnover eur m		Trades Number	Turnover eur m	Trades Number	Turnover eur m	Trades Number	Turnover eur m
Euronext Milan Domestic	14 216 899	114 334.6	10 458 383	92 573.1	5 544 824	51 673.8	SeDex	443 902	3 123.0	330 329	2 339.3	173 530	1 304.8
of which STAR	1 505 970	5 386.7	989 692	3 118.5	503 248	1 653.5	Warrant	19 094	26.0	7 041	7.5	4 022	4.7
Euronext Milan Foreign	591 658	5 888.0	422 303	4 814.5	181 811	2 257.8	MIV Closed End Funds	2 721	9.3	1 657	3.8	939	2.1
of which STAR	7 604	33.1	2 639	9.1	1 401	4.6	ATFund	186	18.6	265	29.5	164	13.5
Euronext MIV Milan *	11	2.2	17	0.2	15	0.2	ETF	1 190 962	18 843.4	833 704	11 805.3	422 331	6 099.7
Global Equity Market	225 268	2 037.4	197 220	1 649.6	103 935	956.7	ETC\ETN	556 116	5 950.4	450 769	3 560.6	220 724	1 807.9
Euronext Growth Milan	306 915	835.3	209 696	522.3	113 680	295.0	<b>ETFplus</b>	<b>1 747 078</b>	<b>24 793.8</b>	<b>1 284 473</b>	<b>15 365.9</b>	<b>643 055</b>	<b>7 907.6</b>
<b>Total</b>	<b>15 340 751</b>	<b>123 097.5</b>	<b>11 287 619</b>	<b>99 559.7</b>	<b>5 944 265</b>	<b>55 183.5</b>	Convertible Bonds	364	2.4	249	1.2	75	0.4
FTSE MIB Shares							Subscription rights	1 192	1.4	342	0.0	248	0.0
% Shares Total	74.5%	88.8%	73.2%	89.3%	73.2%	88.9%	Mot - Government Bonds	370 289	17 898.4	979 007	33 675.6	510 332	18 460.1
							Mot - Bonds	10 763	137.7	23 770	276.7	17 779	199.0
							Mot - Eurobonds and ABS	83 145	1 153.9	113 053	1 560.5	61 716	838.2
							ExtraMOT	828	48.7	2 170	75.6	1 197	45.7
							<b>Fixed Income Total</b>	<b>465 025</b>	<b>19 238.7</b>	<b>1 118 000</b>	<b>35 588.4</b>	<b>591 024</b>	<b>19 543.1</b>

## INDUSTRY/SUPERSECTOR TURNOVER (eur m)



NEW LISTINGS

RECENT EVENTS

ISSUER	MKT	SEGM	SHARES	FIRST TRADING DAY	EVENT	1st DAY CAPITALISATION (eur m)	LISTING SPONSOR (EURONEXT GROWTH ADVISOR for EGM)
SACCHERIA F.LLI FRANCESCHE	EGM	...	O	15.12.2022	IPO	16.34	Integrae SIM
IMPIANTI	EGM	...	O	16.12.2022	IPO	13.37	Integrae SIM
E-NOVIA	EGM	Professional	O	16.12.2022	IPO	166.93	MIT SIM
MAGIS	EGM	...	O	22.12.2022	IPO	41.71	Cfo SIM
ELIGO	EGM	Professional	O	28.12.2022	IPO	13.89	Integrae SIM
DOTSTAY	EGM	Professional	O	29.12.2022	IPO	8.58	EnVent Capital Markets
DEODATO.GALLERY	EGM	...	O	25.01.2023	IPO	23.50	Integrae SIM
TMP GROUP	EGM	...	O	02.02.2023	IPO	14.14	Banca Profilo
GENTILI MOSCONI	EGM	...	O	07.02.2023	IPO	71.71	Equita SIM
EUROGROUP LAMINATIONS	EXM	...	O	10.02.2023	IPO	528.40	UniCredit Bank AG, Milan Branch

NEWLY ADMITTED COMPANIES (THROUGH IPoS, SPoS AND INSTITUTIONAL PLACINGS)

Security:	E-NOVIA		Total		of which public	of which institutional	
Offer period:	....	Offered shares:	max	2 035 418	min	- max	2 035 418
	16.12.2022	Greenshoe:	max	-	-	-	-
Offer price:	7.20	Requested shares:	....	....	....	....	....
Bookbuilding range:	....	Allotted shares:	....	2 035 418	....	....	2 035 418
Minimum lot:	....	- of which greenshoe:	....	-	-	-	-
Placed stake:	8.8%	Capital raised (ML euro):	....	14.66	....	....	14.66
		- from newly issued shares:	....	14.66	....	....	14.66
Bit alphabetical code:	....						
Bloomberg code:	....	Market and segment:	....				
Reuters code:	....	Sector:	....				

Security:	MAGIS		Total		of which public	of which institutional	
Offer period:	....	Offered shares:	max	1 600 000	min	- max	1 600 000
	22.12.2022	Greenshoe:	max	-	-	-	-
Offer price:	10.00	Requested shares:	....	....	....	....	....
Bookbuilding range:	....	Allotted shares:	....	1 600 000	....	....	1 600 000
Minimum lot:	....	- of which greenshoe:	....	-	-	-	-
Placed stake:	41.5%	Capital raised (ML euro):	....	16.00	....	....	16.00
		- from newly issued shares:	....	4.00	....	....	4.00
Bit alphabetical code:	....						
Bloomberg code:	....	Market and segment:	EURONEXT GROWTH MILAN - ....				
Reuters code:	....	Sector:	....				

Security:	ELIGO		Total		of which public	of which institutional	
Offer period:	....	Offered shares:	max	167 200	min	- max	167 200
	28.12.2022	Greenshoe:	max	-	-	-	-
Offer price:	2.35	Requested shares:	....	....	....	....	....
Bookbuilding range:	....	Allotted shares:	....	167 200	....	....	167 200
Minimum lot:	....	- of which greenshoe:	....	-	-	-	-
Placed stake:	2.8%	Capital raised (ML euro):	....	0.39	....	....	0.39
		- from newly issued shares:	....	0.39	....	....	0.39
Bit alphabetical code:	....						
Bloomberg code:	....	Market and segment:	EURONEXT GROWTH MILAN - Professional				
Reuters code:	....	Sector:	....				

Security:	DOTSTAY		Total		of which public	of which institutional	
Offer period:	....	Offered shares:	max	573 000	min	- max	573 000
	29.12.2022	Greenshoe:	max	-	-	-	-
Offer price:	3.77	Requested shares:	....	....	....	....	....
Bookbuilding range:	....	Allotted shares:	....	573 000	....	....	573 000
Minimum lot:	....	- of which greenshoe:	....	-	-	-	-
Placed stake:	22.7%	Capital raised (ML euro):	....	2.16	....	....	2.16
		- from newly issued shares:	....	2.16	....	....	2.16
Bit alphabetical code:	....						
Bloomberg code:	....	Market and segment:	EURONEXT GROWTH MILAN - Professional				
Reuters code:	....	Sector:	....				

Security:	DEODATO.GALLERY		Total		of which public	of which institutional	
Offer period:	....	Offered shares:	max	4 299 000	min	- max	4 299 000
	25.01.2023	Greenshoe:	max	-	-	-	-
Offer price:	0.5000	Requested shares:	....	....	....	....	....
Bookbuilding range:	....	Allotted shares:	....	4 299 000	....	....	4 299 000
Minimum lot:	....	- of which greenshoe:	....	-	-	-	-
Placed stake:	0.137221105	Capital raised (ML euro):	....	2.15	....	....	2.1495
		- from newly issued shares:	....	2.1495	....	....	2.1495
Bit alphabetical code:	....						
Bloomberg code:	....	Market and segment:	WTH MILAN - ....				
Reuters code:	....	Sector:	....				

Security:	TMP GROUP		Totale		of which public	of which institutional	
Offer period:	....	Offered shares:	max	410 000	min	- max	410 000
	02.02.2023	Greenshoe:	max	60 000	-	-	-
Offer price:	10.00	Requested shares:	....	....	....	....	....
Bookbuilding range:	....	Allotted shares:	....	410 000	....	....	410 000
Minimum lot:	....	- of which greenshoe:	....	-	-	-	-
Placed stake:	29.1%	Capital raised (ML euro):	....	4.10	....	....	4.10
		- from newly issued shares:	....	4.10	....	....	4.10
Bit alphabetical code:	....						
Bloomberg code:	....	Market and segment:	EURONEXT GROWTH MILAN - ....				
Reuters code:	....	Sector:	....				

Security:	GENTILI MOSCONI		Totale		of which public	of which institutional	
Offer period:	....	Offered shares:	max	5 333 333	min	- max	5 333 333
	07.02.2023	Greenshoe:	max	800 000	-	-	-
Offer price:	3.75	Requested shares:	....	....	....	....	....
Bookbuilding range:	....	Allotted shares:	....	5 333 333	....	....	5 333 333
Minimum lot:	....	- of which greenshoe:	....	-	-	-	-
Placed stake:	28.1%	Capital raised (ML euro):	....	20.00	....	....	20.00
		- from newly issued shares:	....	15.00	....	....	15.00
Bit alphabetical code:	....						
Bloomberg code:	....	Market and segment:	EURONEXT GROWTH MILAN - ....				
Reuters code:	....	Sector:	....				

Security:	EUROGROUP LAMINATIONS		Totale		of which public	of which institutional	
Offer period:	....	Offered shares:	max	71 369 507	min	- max	71 369 507
	....	Greenshoe:	max	7 136 951	-	-	-
Offer price:	5.50	Requested shares:	....	....	....	....	....
Bookbuilding range:	....	Allotted shares:	....	71 369 507	....	....	71 369 507
Minimum lot:	....	- of which greenshoe:	....	-	-	-	-
Placed stake:	75.9%	Capital raised (ML euro):	....	392.53	....	....	392.53
		- from newly issued shares:	....	250.00	....	....	250.00
Bit alphabetical code:	....						
Bloomberg code:	....	Market and segment:	EURONEXT MILAN - ....				
Reuters code:	....	Sector:	....				

## RIGHT ISSUES

N° MKT	SEGM	SECURITIES	OPTION RIGHTS TRADING PERIOD		OFFER PRICE	OFFERED SHARES	ISSUE RATE	UNEXERCISED PREEMPTIVE RIGHTS (%)	ALLOTTED SHARES	CAPITAL RAISED (eur m)
			FROM	TO						
EGM	-	SG COMPANY WAR	29.11.2021	16.12.2021	-	6 172 544	1 : 1 new share	2.2%	6 172 544	-
EXM	-	BANCA INTERMOBILIARE ORD	06.12.2021	20.12.2021	0.034	683 613 315	5 ord / 12 ord	2.5%	683 613 315	22.97
EGM	-	SG COMPANY WAR	29.11.2021	16.12.2021	-	6 172 544	1 : 1 new share	2.2%	6 172 544	-
EXM	-	CSP INTERNATIONAL	27.12.2021	21.01.2022	0.38	18 145 872	9 ord / 16 ord	63.1%	6 690 186	2.54
EXM	Star	IVS GROUP ORD	09.05.2022	26.05.2022	3.5600	52 168 656	24 ord / 17 ord	1.1%	52 168 608	185.72
EGM	-	UCAPITAL24 ORD	23.05.2022	09.06.2022	1.26	1 003 544	1 ord / 5 ord	53.2%	1 003 544	1.26
EGM	-	FENIX ENTERTAINMENT ORD	20.06.2022	07.07.2022	5.50	755 633	1 ord / 5 ord	93.9%	182 568	1.00
EXM	-	SAIPEM ORD	27.06.2022	11.07.2022	1.01	1 974 327 430	95 ord / 1 right	30.2%	1 974 327 430	1 999.99
EXM	Star	LANDI RENZO ORD	18.07.2022	04.08.2022	0.53	112 500 000	1 ord / 1 ord	4.2%	112 500 000	59.63
EXM	-	BANCA MONTE PASCHI SIENA ORD	17.10.2022	31.10.2022	2.00	1 249 665 648	374 ord / 3 ord	26.1%	1 249 665 648	2 499.33
EGM	-	TRENDEVICE ORD	05.12.2022	19.12.2022	0.400	4 930 750	5 ord / 14 ord	43.0%	3 021 125	1.21
EGM	-	EXPERT.AI ORD	05.12.2022	19.12.2022	0.61	13 097 683	1 ord / 4 ord	39.7%	9 698 821	5.92
1	EXM	TREVI FIN INDUSTRIALE ORD	19.12.2022	02.01.2023	0.317	79 199 228	21 ord / 40 ord	26.7%	78 864 353	25.00
2	EGM	SOLUTIONS CAPITAL MANAGEMENT SIM O	02.01.2023	19.01.2023	3.60	300 936	3 ord / 20 ord	98.4%	4 824	0.02

The right issue by Bioera is currently underway.

## SCRIP RIGHT ISSUES

N° MKT	SECURITIES	EFFECTIVE DATE	NOMINAL VALUE		ISSUE RATE	SHARES OFFERED (number)	SHARES AFTER THE ISSUE	VALUE (eur m)
			BEFORE	AFTER				
EGM	WEBSOLUTE	05.10.2020	0.02	0.02	1:10	864 895	9 513 845	0.02
EGM	RENERGETICA	16.11.2020	0.1368	0.1368	1:10	735 098	8 086 098	0.10

## TOTAL MONEY RAISED (eur m)

	NUMBER	SECURITIES		MONEY RAISED	SHARE-HOLDERS	INVESTORS			
		NEWLY ISSUED	SOLD			PUBLIC	EMPLOYEES	INSTIT. INVESTORS	OTHER
<b>YEAR 2023 - TOTAL FR</b>	<b>2</b>	<b>25.0</b>	<b>-</b>	<b>25.0</b>	<b>25.0</b>	<b>-</b>	<b>-</b>	<b>-</b>	<b>-</b>
Euronext Milan	1	25.0	-	25.0	25.0	-	-	-	-
- of which Star	0	-	-	-	-	-	-	-	-
Euronext MIV Milan	0	-	-	-	-	-	-	-	-
Euronext Growth Milai	1	0.0	-	0.0	0.0	-	-	-	-
<b>YEAR 2023 - TOTAL FR</b>	<b>4</b>	<b>271.2</b>	<b>147.5</b>	<b>418.8</b>	<b>-</b>	<b>-</b>	<b>-</b>	<b>418.8</b>	<b>-</b>
Euronext Milan	1	250.0	142.5	392.5	-	-	-	392.5	-
- of which Star	0	-	-	-	-	-	-	-	-
Euronext MIV Milan	0	-	-	-	-	-	-	-	-
Euronext Growth Milai	3	21.2	5.0	26.2	-	-	-	26.2	-
TOTAL IPO AND SPO	4	271.2	147.5	418.8	-	-	-	418.8	-
Euronext Milan	1	250.0	142.5	392.5	-	-	-	392.5	-
- of which Star	0	-	-	-	-	-	-	-	-
Euronext MIV Milan	0	-	-	-	-	-	-	-	-
Euronext Growth Milai	3	21.2	5.0	26.2	-	-	-	26.2	-
<b>TOTAL YEAR 2023 (exc)</b>	<b>6</b>	<b>296.3</b>	<b>147.5</b>	<b>443.8</b>	<b>25.0</b>	<b>-</b>	<b>-</b>	<b>418.8</b>	<b>-</b>

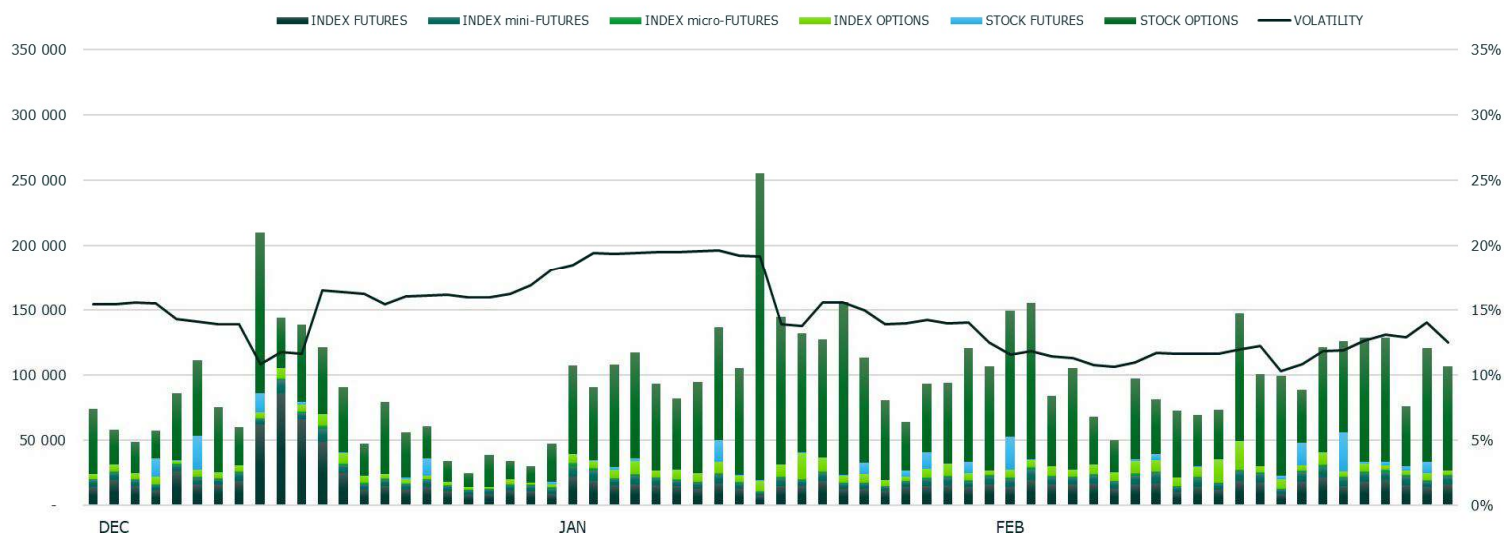
## TAKEOVER BIDS

N° BIDDER	OFFER TYPE	TARGET SHARES	OFFER PERIOD		PRICE (eur)	SHARES		STAKE OWNED AFTER OFFER	TURNOVER (eur m)
			FROM	TO		REQUESTED	BOUGHT		
IDEANOMICS	VOLUNTARY	ENERGICA MOTOR COMPANY	14.02.2022	04.03.2022	3.20	15 729 176	14 084 535	94.63%	45.07
TRINITY INVESTMENTS	VOLUNTARY	BANCA INTERMOBILIARE	07.03.2022	25.03.2022	0.05	291 577 427	210 798 607	96.53%	10.33
SOLIDUS BIDCO	MANDATORY	TAS	14.03.2022	01.04.2022	2.20	11 831 549	4 242 771	94.12%	9.33
AMALFI HOLDING	MANDATORY	LA DORIA	28.03.2022	21.04.2022	16.50	6 235 967	2 542 047	94.11%	41.94
GREEN BIDCO	MANDATORY	FALCK RENEWABLES	11.04.2022	10.05.2022	8.81	95 879 597	76 272 980	95.41%	671.96
IDI	MANDATORY	BFC MEDIA	25.04.2022	13.05.2022	3.75	978 523	838 523	95.59%	3.14
HOWDEN ITALIA HOLDINGS	MANDATORY	ASSITECA	15.06.2022	05.07.2022	5.62	2 007 978	1 665 747	99.20%	9.37
LUXOTTICA GROUP	MANDATORY	GIORGIO FEDON	20.06.2022	08.07.2022	17.03	151 721	128 179	98.76%	2.18
PJ ABILITY	VOLUNTARY	ROSSS	25.05.2022	15.07.2022	1.02	1 850 000	1 285 819	95.39%	1.31
EVERGREEN	VOLUNTARY	COIMA RES	27.06.2022	22.07.2022	10.00	36 106 558	35 484 532	98.28%	354.85
ROMULUS AND REMUS INVESTMENTS LLC	VOLUNTARY	ROMA	13.06.2022	25.07.2022	0.43	62 918 072	34 713 618	95.91%	14.93
ASSICURAZIONI GENERALI	MANDATORY	CATTOLICA ASSICURAZIONI	11.07.2022	29.07.2022	6.75	12 547 136	5 382 833	97.36%	36.33
BPER	MANDATORY	BANCA CARIGE	11.07.2022	29.07.2022	0.80	156 568 709	96 028 051	93.90%	76.82
BPER	VOLUNTARY	BANCA CARIGE RSP	11.07.2022	29.07.2022	25000.00	20	1	5.00%	0.03
LIMBO SRL	VOLUNTARY	PITECO	18.07.2022	05.08.2022	11.25	7 113 004	6 498 360	98.77%	73.11
POSTE ITALIANE	VOLUNTARY	SOURCESENSE	12.09.2022	14.10.2022	4.20	5 939 611	6 015 951	98.37%	25.27
POSTE ITALIANE	VOLUNTARY	SOURCESENSE WARR	12.09.2022	14.10.2022	0.78	5 522 140	5 208 040	96.03%	4.06
PN 1898 SRL	MANDATORY	BANCA FINNAT	24.10.2022	15.11.2022	0.31	42 645 333	28 677 255	96.15%	8.89
SCHEMA ALFA	VOLUNTARY	ATLANTIA	10.10.2022	25.11.2022	23.00	552 442 990	64 240 417	95.93%	1 477.53
OVERLORD BIDCO	MANDATORY	BE	23.11.2022	16.12.2022	3.45	37 912 796	18 794 002	90.39%	64.84
1	HOLDING STILOSA SPA	NICE FOOTWEAR	09.01.2023	10.02.2023	12.30	923 199	923 199	88.29%	11.36
	HOLDING STILOSA SPA	NICE FOOTWEAR WAR	09.01.2023	24.02.2023	2.00	246 675	246 675	94.88%	0.49
2	NOVA SRL	DEA CAPITAL	23.01.2023	17.02.2023	1.50	75 764 051	75 764 051	88.37%	113.65
3	FEMTO TECHNOLOGIES S.p.A	PRIMA INDUSTRIE S.p.A	30.01.2023	22.02.2023	25.00	3 821 093	3 821 093	92.78%	95.53

NOTE: The offer on Aedes SIIQ S.p.A is currently underway.

AAI Before unexercised preemptive right auction  
 BEM Borsa Italiana Equity Market  
 EGM Euronext Growth Milan  
 EXM Euronext Milan

## IDEM - DERIVATIVES TRADING



	DAYS	MONTH	TURNOVER				DAILY AVERAGE			OPEN INTEREST (4) NUMBER OF CONTRACTS	
			STANDARD CONTRACTS	TRADES NUMBER	TOTAL TURNOVER (1) eur m	OTHER (2)	% TOT SHARES (3)	STANDARD CONTRACTS	TRADES NUMBER		TURNOVER eur m
INDEX FUTURES (5)	42	TOT 2023	632 919	513 518	82 901.3	-	83.3%	15 070	12 227	1 973.8	112 871
	22	JAN 2023	317 279	258 486	40 329.6	-	90.9%	14 422	11 749	1 833.2	100 659
	20	FEB 2023	315 640	255 032	42 571.7	-	77.1%	15 782	12 752	2 128.6	112 871
FTSE MIB INDEX miniFUTURES	42	TOT 2023	235 392	193 879	6 235.9	-	6.3%	5 605	4 616	148.5	17 121
	22	JAN 2023	111 917	92 789	2 859.2	-	6.4%	5 087	4 218	130.0	13 005
	20	FEB 2023	123 475	101 090	3 376.7	-	6.1%	6 174	5 055	168.8	17 121
FTSE MIB INDEX microFUTURES	42	TOT 2023	53 320	36 357	282.2	-	0.3%	1 270	866	6.7	5 425
	22	JAN 2023	26 278	17 817	134.3	-	0.3%	1 194	810	6.1	4 510
	20	FEB 2023	27 042	18 540	147.9	-	0.3%	1 352	927	7.4	5 425
FTSE MIB INDEX OPTIONS	42	TOT 2023	306 306	52 759	19 230.4	328.9	19.3%	7 293	1 256	457.9	251 948
	22	JAN 2023	155 453	26 825	9 403.0	161.5	21.2%	7 066	1 219	427.4	222 690
	20	FEB 2023	150 853	25 934	9 827.4	167.3	17.8%	7 543	1 297	491.4	251 948
STOCK FUTURES (6)	42	TOT 2023	150 559	172	835.9	-	0.9%	3 585	4	19.9	149 077
	22	JAN 2023	61 422	99	255.1	-	0.6%	2 792	5	11.6	78 197
	20	FEB 2023	89 137	73	580.7	-	1.2%	4 457	4	29.0	149 077
STOCK DIVIDEND FUTURES	42	TOT 2023	293	7	1.8	-	-	7	0	0.0	5 990
	22	JAN 2023	6	1	0.1	-	-	0	0.0	0.0	5 793
	20	FEB 2023	287	6	1.8	-	-	14	0.3	0.1	5 990
STOCK OPTIONS	42	TOT 2023	3 113 336	74 155	10 916.7	506.1	11.5%	74 144	1 773	260.0	5 094 748
	22	JAN 2023	1 797 170	39 309	6 128.0	297.4	14.5%	81 690	1 787	278.5	4 773 327
	20	FEB 2023	1 316 166	34 846	4 788.7	208.7	9.1%	65 817	1 750	239.5	5 094 748
EQUITY DERIVATIVES TOTAL	42	TOT 2023	4 492 125	870 847	120 404.2	835.0	120.9%	106 955	20 734	2 866.8	5 637 180
	22	JAN 2023	2 469 525	435 326	59 109.3	458.9	133.2%	112 251	19 788	2 686.8	5 198 181
	20	FEB 2023	2 022 600	435 521	61 294.9	376.0	111.1%	101 130	21 776	3 064.7	5 637 180
ELECTRICITY FUTURES	42	TOT 2023	-	-	-	-	-	-	-	-	-
	22	JAN 2023	-	-	-	-	-	-	-	-	-
	20	FEB 2023	-	-	-	-	-	-	-	-	-
WHEAT FUTURE	42	TOT 2023	-	-	-	-	-	-	-	-	-
	22	JAN 2023	-	-	-	-	-	-	-	-	-
	20	FEB 2023	-	-	-	-	-	-	-	-	-
IDEM TOTAL	42	TOT 2023	4 492 125	870 847	120 404.16	-	-	106 955	20 734	2 866.8	5 637 180
	22	JAN 2023	2 469 525	435 326	59 109.29	-	-	112 251	19 788	2 686.8	5 198 181
	20	FEB 2023	2 022 600	435 521	61 294.87	-	-	101 130	21 776	3 064.7	5 637 180

(1) The notional turnover is computed as the product of contracts number, price and index multiplier for index futures; contracts number, price and size multiplier for stock futures; contracts number, strike prices and index multiplier for index options; contracts number, strike prices and sizes for stock options.

(2) Premium in euro million for options and equity derivatives total; traded MWH for electricity future, tons for wheat future.

(3) As percentage on shares turnover (total shares for Index derivatives and Idem total; shares with underlying listed on Borsa Italiana for stock futures and stock options).

(4) Gross figures for Open positions at the end of period.

(5) Includes data for FTSE MIB index futures, FTSE MIB index dividend futures and FTSE PIR PMI index futures.

(6) Includes data for European stock futures.

## Additional Information:

This publication uses only electronic trading data (daily and after hours sessions).

Shares of foreign companies, which are exclusively listed on Borsa Italiana and on no other European Exchange, are considered Domestic Companies Capitalisation, included in the Domestic and in the Domestic Trading figures.

\* Euronext MIV Milan figures include Investment Companies, SPAC and FIA.

There were 20 trading days in February 2023 and 20 trading days in February 2022 on Borsa Italiana.

There were 42 trading days in the period January - February 2023 and 41 trading days in the period January - February 2022.

9th March 2023 - 10:00

Markets Analysis  
Piazza degli Affari, 6 - 20123 Milano  
T +39 02 724261 | Fax +39 02 8646.4323  
e-mail: [markets\\_analysis@euronext.com](mailto:markets_analysis@euronext.com)  
[www.borsaitaliana.it](http://www.borsaitaliana.it)

This publication is for information purposes only and is not a recommendation to engage in investment activities. This publication is provided "as is" without representation or warranty of any kind. Whilst all reasonable care has been taken to ensure the accuracy of the content, Euronext does not guarantee its accuracy or completeness. Euronext will not be held liable for any loss or damages of any nature ensuing from using, trusting or acting on information provided. No information set out or referred to in this publication shall form the basis of any contract. The creation of rights and obligations in respect of financial products that are traded on the exchanges operated by Euronext's subsidiaries shall depend solely on the applicable rules of the market operator. All proprietary rights and interest in or connected with this publication shall vest in Euronext. No part of it may be redistributed or reproduced in any form without the prior written permission of Euronext. Euronext disclaims any duty to update this information. Euronext refers to Euronext N.V. and its affiliates. Information regarding trademarks and intellectual property rights of Euronext is located at [www.euronext.com/terms-use](http://www.euronext.com/terms-use).

© 2023 Euronext N.V. - All rights reserved

