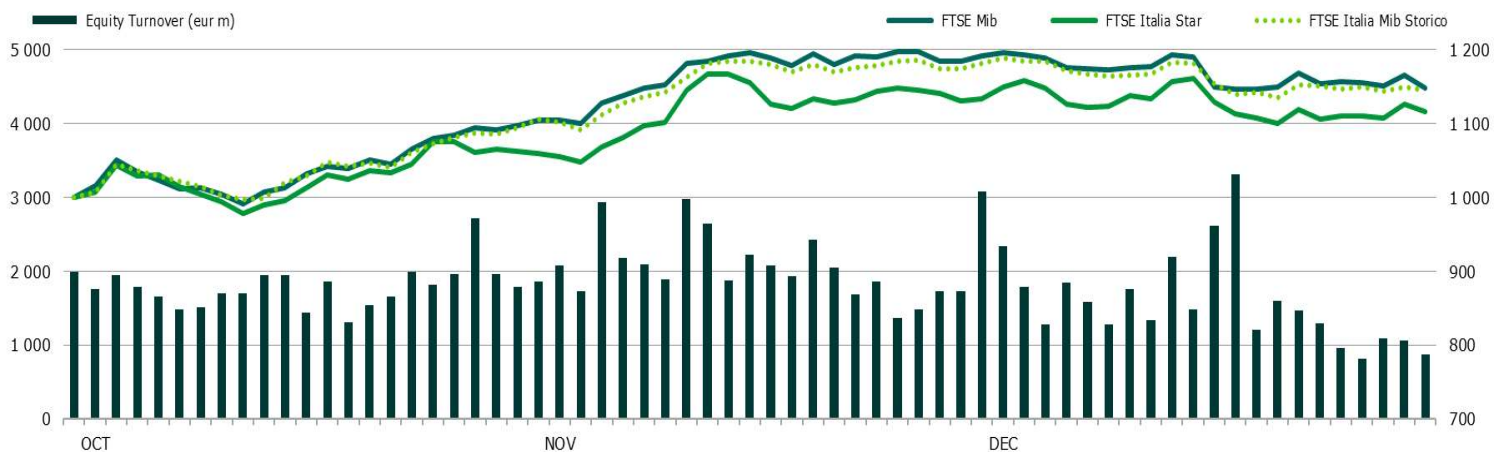


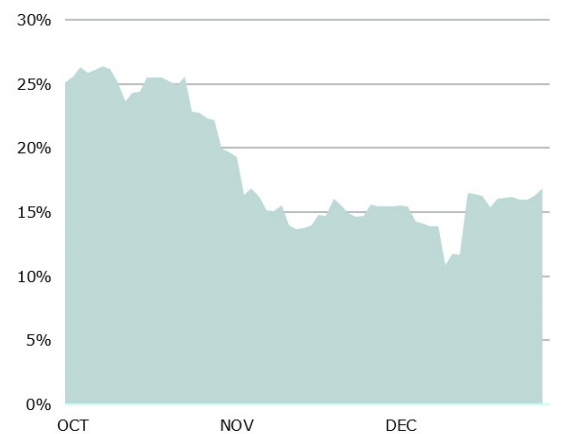
EQUITY DAILY TURNOVER AND MAIN INDICES (base = 1000 30.09.2022)



STOCK INDICES

	30 NOV 2022	30 DEC 2022	Var. % MoM	Var. % 2021 end	Volatility DEC 2022
FTSE Italia Mib Storico ▼	22 982	22 276	-3.1%	-13.9%	13.6%
FTSE Mib ▼	24 610	23 707	-3.7%	-13.3%	17.3%
FTSE Italia Star ▼	46 987	46 268	-1.5%	-28.3%	19.8%
FTSE Italia PIR PMI TR ▼	30 504	29 991	-1.7%	-18.0%	16.3%
FTSE Italia Brands ▼	18 605	18 238	-2.0%	-17.0%	17.0%

FTSE MIB VOLATILITY



TRADING - DAILY AVERAGE

	JAN-DEC 2021		JAN-DEC 2022		DEC 2022	
	Trades Number	Turnover eur m	Trades Number	Turnover eur m	Trades Number	Turnover eur m
Shares (*) ▼	329 309	2 395.2	300 948	2 212.2	191 597	1 582.0
Securitized Derivatives ▼	9 020	70.6	7 943	49.7	5 400	31.5
ETFplus ▼	33 343	473.0	35 077	470.9	27 583	332.1
Fixed Income ▲	11 975	621.4	18 942	643.3	23 072	664.9

(*) Indicators are related to turnover figures.

LISTING

	30 DEC 2021	30 NOV 2022	30 DEC 2022
Euronext Milan Domestic	229	222	220
of which STAR	73	75	74
Euronext Milan Foreign	3	3	3
of which STAR	1	1	1
Euronext MIV Milan *	1	1	1
Global Equity Market	87	87	87
Euronext Growth Milan	174	182	190
Listed Companies Total	494	495	501
Warrant	72	72	74
MIV Closed End Funds	11	10	8
ATFund	86	82	82
ETF	1 260	1 438	1 440
ETC\ETN	222	326	322
ETFplus Total	1 482	1 764	1 762
Securitized Derivatives	11 985	21 001	17 567
Convertibles Bonds	7	5	4
Mot - Government Bonds	158	161	160
Mot - Bonds	57	45	45
Mot - Eurobonds and ABSs	1 169	1 210	1 212
MOT Total	1 384	1 416	1 417
Extramot	638	575	575
Fixed Income Total	2 022	1 991	1 992

MOST TRADED SHARES IN THE MONTH

Shares	Mkt	Turnover eur m	% TOT
Unicredit	EXM	3 475.2	10.5%
Intesa Sanpaolo	EXM	3 251.4	9.8%
Eni	EXM	3 013.5	9.1%
Stellantis	EXM	2 754.1	8.3%
Enel	EXM	2 510.8	7.6%

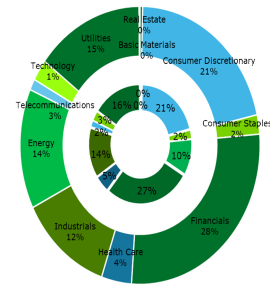
BEST PERFORMANCES IN THE MONTH

Shares	Mkt	Var. % MoM	Var % 2021 end
Fenix Entertainment	EGM	89.4%	-61.2%
Finlogic	EGM	72.5%	80.0%
Autostrade Meridionali	EXM	56.9%	116.2%
Portobello	EGM	36.3%	-33.7%
Kolinpharma	EGM	29.3%	-4.8%

Performances are computed with no-rounded official prices.
Performance is not included for shares not listed at 2021 end or unlimited suspended at December 2022 end or at 2021 end.

CAPITALISATION

Domestic Companies Capitalisation (eur m)	30 DEC 2021	30 NOV 2022	30 DEC 2022
Euronext Milan	757 647	653 024	614 960
of which STAR	67 689	46 971	46 458
Euronext MIV Milan *	195	196	186
Euronext Growth Milan	11 519	10 290	10 544
Total	769 362	663 510	625 689
Capitalisation (% GDP)			
Euronext Milan	42.7%	35.3%	33.3%
of which STAR	3.8%	2.5%	2.5%
Total	43.4%	35.9%	33.9%
Capitalisation (% Tot.)			
FTSE MIB Shares	80.1%	79.4%	81.4%



Note: internal chart: capitalisation on 30.12.2021;
external chart: capitalisation on 30.12.2022.

Capitalization is computed with no-rounded official prices.

TRADING

SHARES	JAN-DEC 2021		JAN-DEC 2022		DEC 2022		Other Instruments	JAN-DEC 2021		JAN-DEC 2022		DEC 2022	
	Trades Number	Turnover eur m	Trades Number	Turnover eur m	Trades Number	Turnover eur m		Trades Number	Turnover eur m	Trades Number	Turnover eur m	Trades Number	Turnover eur m
Euronext Milan Domestic	78 987 857	572 491.7	72 160 483	531 321.5	3 750 972	31 223.2	SeDex	2 309 169	18 083.0	2 033 521	12 718.9	113 399	662.1
of which STAR	8 804 459	31 081.0	6 647 234	20 506.6	377 190	1 162.2	Warrant	162 633	261.5	68 360	80.6	4 930	4.2
Euronext Milan Foreign	2 674 936	27 082.7	2 675 155	24 773.5	147 675	1 504.4	MIV Closed End Funds	20 322	60.0	13 533	42.3	843	2.4
of which STAR	31 559	157.9	26 549	109.4	1 049	3.1	ATFund	1 666	143.6	1 377	157.4	113	11.0
Euronext MIV Milan *	198	4.3	85	3.6	6	0.5	ETF	6 148 494	93 926.2	5 874 397	91 670.5	372 283	5 210.0
Global Equity Market	1 078 114	9 054.9	920 525	7 268.7	56 291	335.1	ETC\ETN	2 387 318	27 157.6	3 105 413	28 887.8	206 967	1 765.2
Euronext Growth Milan	1 561 935	4 541.6	1 286 500	2 958.7	68 593	159.4	ETFplus	8 535 812	121 083.8	8 979 810	120 558.3	579 250	6 975.1
Total	84 303 040	613 175.3	77 042 748	566 326.0	4 023 537	33 222.7	Convertible Bonds	4 068	28.4	1 315	12.8	53	0.1
FTSE MIB Shares							Subscription rights	125 466	84.8	63 684	28.4	2 782	0.1
% Shares Total	71.9%	86.1%	75.8%	89.9%	74.6%	91.0%	Mot - Government Bonds	2 501 573	148 938.2	4 239 125	155 894.6	434 099	13 290.2
							Mot - Bonds	82 607	1 295.0	70 264	892.2	5 133	62.9
							Mot - Eurobonds and ABS	475 498	8 474.1	528 274	7 451.2	44 276	582.3
							ExtraMOT	5 954	383.3	11 386	443.0	1 012	27.1
							Fixed Income Total	3 065 632	159 090.6	4 849 049	164 681.0	484 520	13 962.6

INDUSTRY/SUPERSECTOR TURNOVER (eur m)



NEW LISTINGS

RECENT EVENTS

ISSUER	MKT	SEGM	SHARES	FIRST TRADING DAY	EVENT	1st DAY CAPITALISATION (eur m)	LISTING SPONSOR (EURONEXT GROWTH ADVISOR for EGM)
FAE TECHNOLOGY	EGM	...	O	11.11.2022	IPO	22.90	Integrae SIM
REVO INSURANCE	MTA	Star	O	21.11.2022	Business combination between the SPAC REVO and Elba Assicurazioni, change of name into REVO Insurance and transfer from Euronext Growth Milan to Euronext STAR Milan	200.24	Equita SIM - Intesa Sanpaolo
ERREDUE	EGM	...	O	06.12.2022	IPO	34.73	Cfo SIM
EPRCOMUNICAZIONE	EGM	...	O	14.12.2022	IPO	10.47	EnVent Capital Markets
SACCHERIA F.LLI FRANCESCH	EGM	...	O	15.12.2022	IPO	16.34	Integrae SIM
IMPIANTI	EGM	...	O	16.12.2022	IPO	13.37	Integrae SIM
E-NOVIA	EGM	Professional	O	16.12.2022	IPO	166.93	MIT SIM
MAGIS	EGM	...	O	22.12.2022	IPO	41.71	Cfo SIM
ELIGO	EGM	Professional	O	28.12.2022	IPO	13.89	Integrae SIM
DOTSTAY	EGM	Professional	O	29.12.2022	IPO	8.58	EnVent Capital Markets

NEWLY ADMITTED COMPANIES (THROUGH IPOS, SPOS AND INSTITUTIONAL PLACINGS)

Security:	ERREDUE		Total		of which public	of which institutional	
Offer period:	Offered shares:	max	1 700 000	min	- max	1 700 000
	06.12.2022	Greenhoe:	max	175 000	-	-	-
Offer price:	12.00	Requested shares:
Bookbuilding range:-....	Allotted shares:	1 875 000	1 875 000
Minimum lot:	- of which greenhoe:	175 000	-	-	175 000
Placed stake:	65.2%	Capital raised (ML euro):	22.50	22.50
		- from newly issued shares:	15.00
Bit alphabetical code:						
Bloomberg code:	Market and segment:	EURONEXT GROWTH MILAN -				
Reuters code:	Sector:				

Security:	EPRCOMUNICAZIONE		Total		of which public	of which institutional	
Offer period:	Offered shares:	max	803 250	min	- max	803 250
	14.12.2022	Greenhoe:	max	-	-	-	-
Offer price:	3.75	Requested shares:
Bookbuilding range:-....	Allotted shares:	803 250	803 250
Minimum lot:	- of which greenhoe:	-	-	-	-
Placed stake:	28.7%	Capital raised (ML euro):	3.01	3.01
		- from newly issued shares:	3.01
Bit alphabetical code:						
Bloomberg code:	Market and segment:	EURONEXT GROWTH MILAN -				
Reuters code:	Sector:				

Security:	SACCHERIA F.LLI FRANCESCHETTI		Total		of which public	of which institutional	
Offer period:	Offered shares:	max	1 441 500	min	- max	1 441 500
	15.12.2022	Greenhoe:	max	159 000	-	-	-
Offer price:	1.25	Requested shares:
Bookbuilding range:-....	Allotted shares:	1 441 500	1 441 500
Minimum lot:	- of which greenhoe:	-	-	-	-
Placed stake:	16.6%	Capital raised (ML euro):	1.80	1.80
		- from newly issued shares:	1.80
Bit alphabetical code:						
Bloomberg code:	Market and segment:	EURONEXT GROWTH MILAN				
Reuters code:	Sector:				

Security:	IMPIANTI		Total		of which public	of which institutional	
Offer period:	Offered shares:	max	1 459 500	min	- max	1 459 500
	16.12.2022	Greenhoe:	max	207 000	-	-	-
Offer price:	1.20	Requested shares:
Bookbuilding range:-....	Allotted shares:	1 459 500	1 459 500
Minimum lot:	- of which greenhoe:	-	-	-	-
Placed stake:	19.6%	Capital raised (ML euro):	1.75	1.75
		- from newly issued shares:	1.75
Bit alphabetical code:						
Bloomberg code:	Market and segment:	EURONEXT GROWTH MILAN				
Reuters code:	Sector:				

Security:	E-NOVIA		Total		of which public	of which institutional	
Offer period:	Offered shares:	max	2 035 418	min	- max	2 035 418
	16.12.2022	Greenhoe:	max	-	-	-	-
Offer price:	7.20	Requested shares:
Bookbuilding range:-....	Allotted shares:	2 035 418	2 035 418
Minimum lot:	- of which greenhoe:	-	-	-	-
Placed stake:	8.8%	Capital raised (ML euro):	14.66	14.66
		- from newly issued shares:	14.66
Bit alphabetical code:						
Bloomberg code:	Market and segment:	EURONEXT GROWTH MILAN - Professional				
Reuters code:	Sector:				

Security:	MAGIS		Totale		of which public	of which institutional	
Offer period:	Offered shares:	max	1 600 000	min	- max	1 600 000
	22.12.2022	Greenhoe:	max	-	-	-	-
Offer price:	10.00	Requested shares:
Bookbuilding range:-....	Allotted shares:	1 600 000	1 600 000
Minimum lot:	- of which greenhoe:	-	-	-	-
Placed stake:	41.5%	Capital raised (ML euro):	16.00	16.00
		- from newly issued shares:	4.00
Bit alphabetical code:						
Bloomberg code:	Market and segment:	EURONEXT GROWTH MILAN -				
Reuters code:	Sector:				

Security:	ELIGO		Totale		of which public	of which institutional	
Offer period:	Offered shares:	max	167 200	min	- max	167 200
	28.12.2022	Greenhoe:	max	-	-	-	-
Offer price:	2.35	Requested shares:
Bookbuilding range:-....	Allotted shares:	167 200	167 200
Minimum lot:	- of which greenhoe:	-	-	-	-
Placed stake:	2.8%	Capital raised (ML euro):	0.39	0.39
		- from newly issued shares:	0.39
Bit alphabetical code:						
Bloomberg code:	Market and segment:	EURONEXT GROWTH MILAN - Professional				
Reuters code:	Sector:				

Security:	DOTSTAY		Totale		of which public	of which institutional	
Offer period:	Offered shares:	max	573 000	min	- max	573 000
	29.12.2022	Greenhoe:	max	-	-	-	-
Offer price:	3.77	Requested shares:
Bookbuilding range:-....	Allotted shares:	573 000	573 000
Minimum lot:	- of which greenhoe:	-	-	-	-
Placed stake:	22.7%	Capital raised (ML euro):	2.16	2.16
		- from newly issued shares:	2.16
Bit alphabetical code:						
Bloomberg code:	Market and segment:	EURONEXT GROWTH MILAN - Professional				
Reuters code:	Sector:				

RIGHT ISSUES

N° MKT	SEGM	SECURITIES	OPTION RIGHTS TRADING PERIOD		OFFER PRICE	OFFERED SHARES	ISSUE RATE	UNEXERCISED PREEMPTIVE RIGHTS (%)	ALLOTTED SHARES	CAPITAL RAISED (eur m)	
			FROM	TO							
	EXM	-	JUVENTUS FOOTBALL CLUB ORD	29.11.2021	16.12.2021	0.334	1 197 226 782	9 ord / 10 ord	8.2%	1 197 226 782	399.87
	EGM	-	SG COMPANY ORD	29.11.2021	16.12.2021	0.200	6 172 544	1 ord / 4 ord	2.2%	6 172 544	1.23
	EGM	-	SG COMPANY WAR	29.11.2021	16.12.2021	-	6 172 544	1 : 1 new share	2.2%	6 172 544	-
	EXM	-	BANCA INTERMOBILIARE ORD	06.12.2021	20.12.2021	0.03	683 613 315	5 ord / 12 ord	2.5%	683 613 315	22.97
	EGM	-	SG COMPANY WAR	29.11.2021	16.12.2021	-	6 172 544	1 : 1 new share	2.2%	6 172 544	-
1	EXM	-	CSP INTERNATIONAL	27.12.2021	21.01.2022	0.38	18 145 872	9 ord / 16 ord	63.1%	6 690 186	2.54
2	EXM	Star	IVS GROUP ORD	09.05.2022	26.05.2022	3.56	52 168 656	24 ord / 17 ord	1.1%	52 168 608	185.72
3	EGM	-	UCAPITAL24 ORD	23.05.2022	09.06.2022	1.26	1 003 544	1 ord / 5 ord	53.2%	1 003 544	1.26
4	EGM	-	FENIX ENTERTAINMENT ORD	20.06.2022	07.07.2022	5.50	755 633	1 ord / 5 ord	93.9%	182 568	1.00
5	EXM	-	SAIPEM ORD	27.06.2022	11.07.2022	1.01	1 974 327 430	95 ord / 1 right	30.2%	1 974 327 430	1 999.99
6	EXM	Star	LANDI RENZO ORD	18.07.2022	04.08.2022	0.530	112 500 000	1 ord / 1 ord	4.2%	112 500 000	59.63
7	EXM	-	BANCA MONTE PASCHI SIENA ORD	17.10.2022	31.10.2022	2.00	1 249 665 648	374 ord / 3 ord	26.1%	1 249 665 648	2 499.33
8	EGM	-	TRENDEVICE ORD	05.12.2022	19.12.2022	0.400	4 930 750	5 ord / 14 ord	43.0%	3 021 125	AAI 1.21
9	EGM	-	EXPERT.AI ORD	05.12.2022	19.12.2022	0.61	13 097 683	1 ord / 4 ord	39.7%	7 894 821	AAI 4.82

The right issues by Trendevice and Expert.AI are currently underway.

SCRIP RIGHT ISSUES

N° MKT	SECURITIES	EFFECTIVE DATE	NOMINAL VALUE		ISSUE RATE	SHARES OFFERED (number)	SHARES AFTER THE ISSUE	VALUE (eur m)
			BEFORE	AFTER				
EGM	WEBSOLUTE	05.10.2020	0.02	0.02	1:10	864 895	9 513 845	0.02
EGM	RENERGETICA	16.11.2020	0.1368	0.1368	1:10	735 098	8 086 098	0.10

TOTAL MONEY RAISED (eur m)

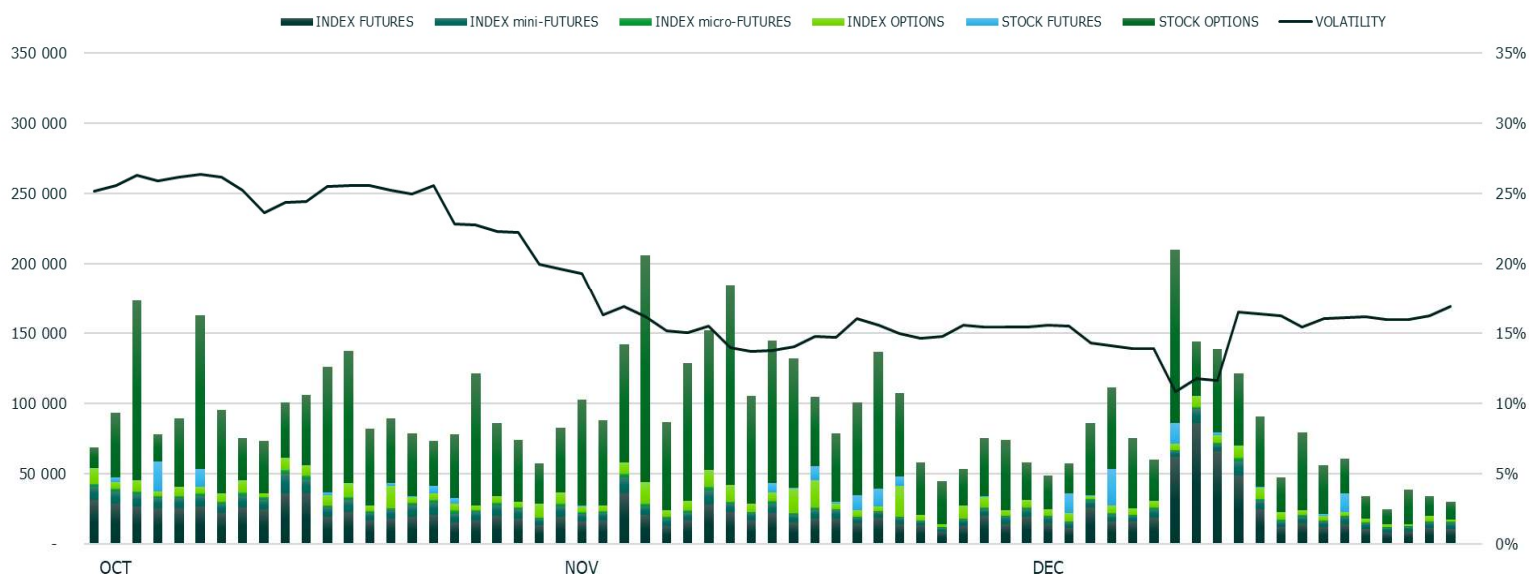
	NUMBER	SECURITIES		MONEY RAISED	SHARE-HOLDERS	INVESTORS			
		NEWLY ISSUED	SOLD			PUBLIC	EMPLOYEES	INSTIT. INVESTORS	OTHER
YEAR 2022 - TOTAL FR	9	4 755.5	-	4 755.5	4 755.5	-	-	-	-
Euronext Milan	5	4 747.2	-	4 747.2	4 747.2	-	-	-	-
- of which Star	2	245.3	-	245.3	245.3	-	-	-	-
Euronext MIV Milan	0	-	-	-	-	-	-	-	-
Euronext Growth Milai	4	8.3	-	8.3	8.3	-	-	-	-
YEAR 2022 - TOTAL FR	29	543.8	909.1	1 452.9	-	-	-	1 452.9	-
Euronext Milan	3	243.3	309.3	552.6	-	-	-	552.6	-
- of which Star	1	20.2	18.3	38.5	-	-	-	38.5	-
Euronext MIV Milan	0	-	-	-	-	-	-	-	-
Euronext Growth Milai	26	300.5	599.8	900.4	-	-	-	900.4	-
TOTAL IPO AND SPO	29	543.8	909.1	1 452.9	-	-	-	1 452.9	-
Euronext Milan	3	243.3	309.3	552.6	-	-	-	552.6	-
- of which Star	1	20.2	18.3	38.5	-	-	-	38.5	-
Euronext MIV Milan	0	-	-	-	-	-	-	-	-
Euronext Growth Milai	26	300.5	599.8	900.4	-	-	-	900.4	-
TOTAL YEAR 2022 (exc)	38	5 299.3	909.1	6 208.4	4 755.5	-	-	1 452.9	-

TAKEOVER BIDS

N° BIDDER	OFFER TYPE	TARGET SHARES	OFFER PERIOD		PRICE (eur)	SHARES		STAKE OWNED AFTER OFFER	TURNOVER (eur m)
			FROM	TO		REQUESTED	BOUGHT		
BICE	MANDATORY	CDR ADVANCE CAPITAL	06.10.2021	26.10.2021	0.00	20 960 154	11 626 202	58.81%	0.04
GENERALI ASSICURAZIONI	VOLUNTARY	CATTOLICA ASSICURAZIONI	04.10.2021	29.10.2021	6.75	174 293 926	138 842 677	84.47%	937.19
RIMINI BIDCO SPA	MANDATORY	RENO DE MEDICI	22.11.2021	17.12.2021	1.45	99 886 043	53 811 275	95.10%	78.03
FINE FOODS & PHARMACEUTICALS NTM	MANDATORY	EURO COSMETIC	29.11.2021	17.12.2021	8.60	1 187 600	1 008 000	99.40%	8.67
1 BARBIERI & TAROZZI HOLDING	VOLUNTARY	SITI B&T GROUP	07.02.2022	25.02.2022	3.70	3 170 640	2 295 097	93.01%	8.49
2 IDEANOMICS	VOLUNTARY	ENERGICA MOTOR COMPANY	14.02.2022	04.03.2022	3.20	15 729 176	14 084 535	94.63%	45.07
3 TRINITY INVESTMENTS	VOLUNTARY	BANCA INTERMOBILIARE	07.03.2022	25.03.2022	0.05	291 577 427	210 798 607	96.53%	10.33
4 SOLIDUS BIDCO	MANDATORY	TAS	14.03.2022	01.04.2022	2.20	11 831 549	4 242 771	94.12%	9.33
5 AMALFI HOLDING	MANDATORY	LA DORIA	28.03.2022	21.04.2022	16.50	6 235 967	2 542 047	94.11%	41.94
6 GREEN BIDCO	MANDATORY	FALCK RENEWABLES	11.04.2022	10.05.2022	8.81	95 879 597	76 272 980	95.41%	671.96
7 IDI	MANDATORY	BFC MEDIA	25.04.2022	13.05.2022	3.75	978 523	838 523	95.59%	3.14
8 HOWDEN ITALIA HOLDINGS	MANDATORY	ASSITECA	15.06.2022	05.07.2022	5.62	2 007 978	1 665 747	99.20%	9.37
9 LUXOTTICA GROUP	MANDATORY	GIORGIO FEDON	20.06.2022	08.07.2022	17.03	151 721	128 179	98.76%	2.18
10 PJ ABILITY	VOLUNTARY	ROSSS	25.05.2022	15.07.2022	1.02	1 850 000	1 285 819	95.39%	1.31
11 EVERGREEN	VOLUNTARY	COIMA RES	27.06.2022	22.07.2022	10.00	36 106 558	35 484 532	98.28%	354.85
12 ROMULUS AND REMUS INVESTMENTS LLC	VOLUNTARY	ROMA	13.06.2022	25.07.2022	0.43	62 918 072	34 713 618	95.91%	14.93
13 ASSICURAZIONI GENERALI	MANDATORY	CATTOLICA ASSICURAZIONI	11.07.2022	29.07.2022	6.75	12 547 136	5 382 833	97.36%	36.33
14 BPER	MANDATORY	BANCA CARIGE	11.07.2022	29.07.2022	0.80	156 568 709	96 028 051	93.90%	76.82
BPER	VOLUNTARY	BANCA CARIGE RSP	11.07.2022	29.07.2022	25 000.00	20	1	5.00%	0.03
15 LIMBO SRL	VOLUNTARY	PITECO	18.07.2022	05.08.2022	11.25	7 113 004	6 498 360	98.77%	73.11
16 POSTE ITALIANE	VOLUNTARY	SOURCESENSE	12.09.2022	14.10.2022	4.20	5 939 611	6 015 951	98.37%	25.27
POSTE ITALIANE	VOLUNTARY	SOURCESENSE WARR	12.09.2022	14.10.2022	0.78	5 522 140	5 208 040	96.03%	4.06
17 PN 1898 SRL	MANDATORY	BANCA FINNAT	24.10.2022	15.11.2022	0.31	42 645 333	28 677 255	96.15%	8.89
18 SCHEMA ALFA	VOLUNTARY	ATLANTIA	10.10.2022	25.11.2022	23.00	552 442 990	64 240 417	95.93%	1 477.53
19 OVERLORD BIDCO	MANDATORY	BE	23.11.2022	16.12.2022	3.45	37 912 796	18 794 002	90.39%	64.84

AAI Before unexercised preemptive right auction
BEM Borsa Italiana Equity Market
EGM Euronext Growth Milan
EXM Euronext Milan

IDEM - DERIVATIVES TRADING



	DAYS	MONTH	TURNOVER							OPEN INTEREST (4) NUMBER OF CONTRACTS	
			TOTAL			DAILY AVERAGE					
			STANDARD CONTRACTS	TRADES NUMBER	TURNOVER (1) eur m	OTHER (2)	% TOT SHARES (3)	STANDARD CONTRACTS	TRADES NUMBER		TURNOVER eur m
INDEX FUTURES (5)	256	TOT 2022	6 087 395	4 559 118	705 542.1	-	124.6%	23 779	17 809	2 756.0	87 842
	22	NOV2022	395 217	309 147	46 391.5	-	100.9%	17 964	14 052	2 108.7	125 112
	21	DEC2022	510 962	286 963	61 565.3	-	185.3%	24 332	13 665	2 931.7	87 842
FTSE MIB INDEX miniFUTURES	256	TOT 2022	2 114 164	1 773 074	49 712.9	-	8.8%	8 258	6 926	194.2	6 362
	22	NOV2022	123 305	102 295	2 948.3	-	6.4%	5 605	4 650	134.0	19 037
	21	DEC2022	105 895	85 398	2 558.8	-	7.7%	5 043	4 067	121.8	6 362
FTSE MIB INDEX microFUTURES	256	TOT 2022	471 802	310 306	2 199.9	-	0.4%	1 843	1 212	8.6	2 525
	22	NOV2022	28 871	20 217	137.9	-	0.3%	1 312	919	6.3	6 936
	21	DEC2022	22 566	14 965	109.0	-	0.3%	1 075	713	5.2	2 525
FTSE MIB INDEX OPTIONS	256	TOT 2022	1 777 168	342 656	101 391.7	2 525.4	17.9%	6 942	1 339	396.1	175 612
	22	NOV2022	184 875	29 235	10 676.0	339.0	23.2%	8 403	1 329	485.3	264 146
	21	DEC2022	93 503	19 957	5 452.7	152.2	16.4%	4 453	950	259.7	175 612
STOCK FUTURES (6)	256	TOT 2022	904 222	819	3 108.5	-	0.6%	3 532	3	12.1	65 519
	22	NOV2022	49 884	59	202.4	-	0.5%	2 267	3	9.2	122 220
	21	DEC2022	72 801	46	362.3	-	1.2%	3 467	2	17.3	65 519
STOCK DIVIDEND FUTURES	256	TOT 2022	9 383	65	23.0	-	-	37	0	0.1	5 792
	22	NOV2022	105	2	0.4	-	-	5	0.1	0.0	21 353
	21	DEC2022	-	-	-	-	-	-	-	-	5 792
STOCK OPTIONS	256	TOT 2022	15 729 209	408 563	48 742.8	2 920.1	9.1%	61 442	1 596	190.4	4 003 348
	22	NOV2022	1 605 160	37 446	4 902.4	227.2	11.1%	72 962	1 702	222.8	5 926 014
	21	DEC2022	799 315	27 901	2 696.8	149.7	8.5%	38 063	1 329	128.4	4 003 348
EQUITY DERIVATIVES TOTAL	256	TOT 2022	27 093 343	7 394 601	910 720.9	5 445.5	160.8%	105 833	28 885	3 557.5	4 347 000
	22	NOV2022	2 387 417	498 401	65 258.8	566.2	142.0%	108 519	22 655	2 966.3	6 484 818
	21	DEC2022	1 605 042	435 230	72 744.8	301.9	219.0%	76 431	20 725	3 464.0	4 347 000
ELECTRICITY FUTURES	256	TOT 2022	-	-	-	-	-	-	-	-	-
	22	NOV2022	-	-	-	-	-	-	-	-	-
	21	DEC2022	-	-	-	-	-	-	-	-	-
WHEAT FUTURE	256	TOT 2022	-	-	-	-	-	-	-	-	-
	22	NOV2022	-	-	-	-	-	-	-	-	-
	21	DEC2022	-	-	-	-	-	-	-	-	-
IDEM TOTAL	256	TOT 2022	27 093 343	7 394 601	910 720.95	-	-	105 833	28 885	3 557.5	4 347 000
	22	NOV2022	2 387 417	498 401	65 258.81	-	-	108 519	22 655	2 966.3	6 484 818
	21	DEC2022	1 605 042	435 230	72 744.80	-	-	76 431	20 725	3 464.0	4 347 000

(1) The notional turnover is computed as the product of contracts number, price and index multiplier for index futures; contracts number, price and size multiplier for stock futures; contracts number, strike prices and index multiplier for index options; contracts number, strike prices and sizes for stock options.

(2) Premium in euro million for options and equity derivatives total; traded MWH for electricity future, tons for wheat future.

(3) As percentage on shares turnover (total shares for Index derivatives and Idem total; shares with underlying listed on Borsa Italiana for stock futures and stock options).

(4) Gross figures for Open positions at the end of period.

(5) Includes data for FTSE MIB index futures, FTSE MIB index dividend futures and FTSE PIR PMI index futures.

(6) Includes data for European stock futures.

Additional Information:

This publication uses only electronic trading data (daily and after hours sessions).

Shares of foreign companies, which are exclusively listed on Borsa Italiana and on no other European Exchange, are considered Domestic Companies Capitalisation, included in the Domestic and in the Domestic Trading figures.

* Euronext MIV Milan figures include Investment Companies, SPAC and FIA.

There were 21 trading days in December 2022 and 21 trading days in December 2021 on Borsa Italiana.

There were 256 trading days in the period January - December 2022 and 256 trading days in the period January - December 2021.

4th January 2023 - 18:00

Markets Analysis
Piazza degli Affari, 6 - 20123 Milano
T +39 02 724261 | Fax +39 02 8646.4323
e-mail: markets_analysis@borsaitaliana.it
www.borsaitaliana.it

This publication is for information purposes only and is not a recommendation to engage in investment activities. This publication is provided "as is" without representation or warranty of any kind. Whilst all reasonable care has been taken to ensure the accuracy of the content, Euronext does not guarantee its accuracy or completeness. Euronext will not be held liable for any loss or damages of any nature ensuing from using, trusting or acting on information provided. No information set out or referred to in this publication shall form the basis of any contract. The creation of rights and obligations in respect of financial products that are traded on the exchanges operated by Euronext's subsidiaries shall depend solely on the applicable rules of the market operator. All proprietary rights and interest in or connected with this publication shall vest in Euronext. No part of it may be redistributed or reproduced in any form without the prior written permission of Euronext. Euronext disclaims any duty to update this information. Euronext refers to Euronext N.V. and its affiliates. Information regarding trademarks and intellectual property rights of Euronext is located at www.euronext.com/terms-use.

© 2022 Euronext N.V. - All rights reserved

