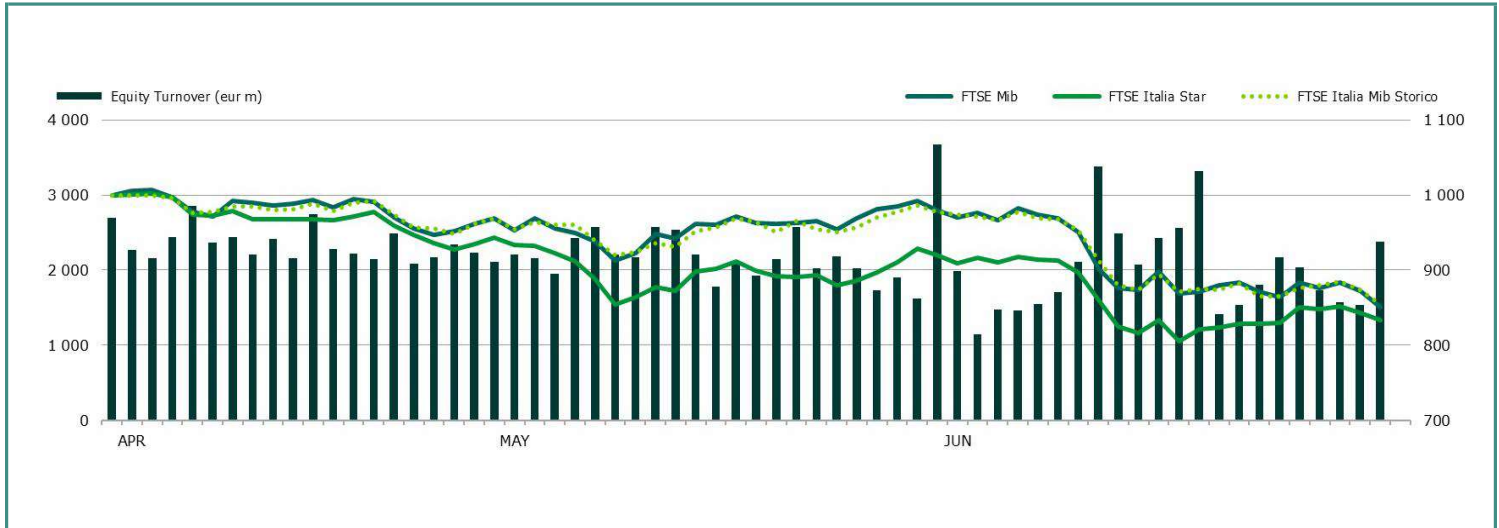


MONTHLY UPDATE

June 2022

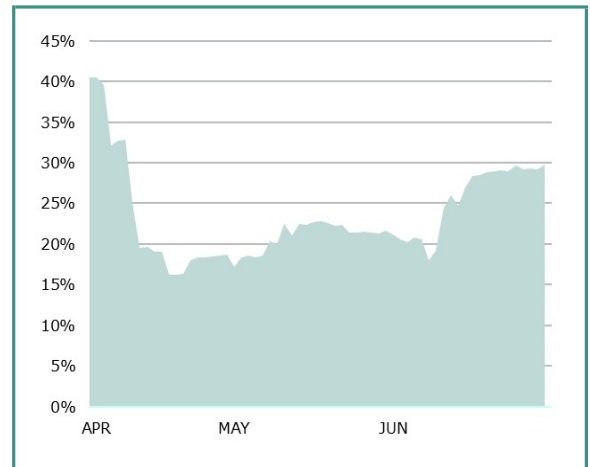
EQUITY DAILY TURNOVER AND MAIN INDICES (base = 1000 31.03.2022)



STOCK INDICES

	31 MAY 2022	30 JUN 2022	Var. % MoM	Var. % 2021 end	Volatility JUN 2022
FTSE Italia Mib Storico ▼	23 347	20 396	-12.6%	-21.2%	25.5%
FTSE Mib ▼	24 505	21 294	-13.1%	-22.1%	30.1%
FTSE Italia Star ▼	50 458	45 716	-9.4%	-29.2%	28.5%
FTSE Italia PIR PMI TR ▼	32 643	28 890	-11.5%	-21.1%	26.2%
FTSE Italia Brands ▼	18 106	16 226	-10.4%	-26.2%	30.2%

FTSE MIB VOLATILITY



TRADING - DAILY AVERAGE

	(*)	JAN-JUN 2021		JAN-JUN 2022		JUN 2022	
		Trades Number	Turnover eur m	Trades Number	Turnover eur m	Trades Number	Turnover eur m
Shares	▲	343 562	2 467.4	356 411	2 656.6	282 363	1 993.9
Securitised Derivatives	▼	9 524	71.4	9 268	59.9	7 583	44.6
ETFplus	▲	36 175	509.8	40 577	555.4	32 308	437.4
Fixed Income	▼	13 229	723.4	15 836	591.0	30 146	1 087.9

(*) Indicators are related to turnover figures.

LISTING

	30 DEC 2021	31 MAY 2022	30 JUN 2022
Euronext Milan Domestic	229	226	228
of which STAR	73	71	73
Euronext Milan Foreign	3	3	3
of which STAR	1	1	1
Euronext MIV Milan *	1	1	1
Global Equity Market	87	87	87
Euronext Growth Milan	174	175	179
Listed Companies Total	494	492	498
Warrant	72	74	75
MIV Closed End Funds	11	10	10
ATFund	86	83	83
ETF	1 260	1 347	1 356
ETC\ETN	222	306	307
ETFplus Total	1 482	1 653	1 663
Securitized Derivatives	11 985	18 093	16 849
Convertibles Bonds	7	6	6
Mot - Government Bonds	158	162	163
Mot - Bonds	57	49	47
Mot - Eurobonds and ABSs	1 169	1 188	1 196
MOT Total	1 384	1 399	1 406
Extramot	638	600	595
Fixed Income Total	2 022	1 999	2 001

MOST TRADED SHARES IN THE MONTH

Shares	Mkt	Turnover eur m	% TOT
Intesa Sanpaolo	EXM	5 231.9	11.9%
Unicredit	EXM	4 579.5	10.4%
Eni	EXM	4 126.8	9.4%
Enel	EXM	3 322.1	7.6%
Stellantis	EXM	3 192.7	7.3%

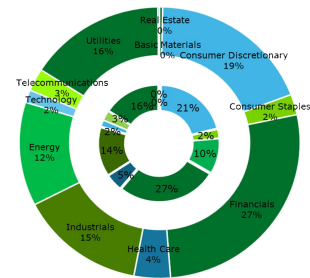
BEST PERFORMANCES IN THE MONTH

Shares	Mkt	Var. % MoM	Var % 2021 end
Fope	EGM	34.6%	83.4%
Piteco	EXM	21.4%	0.9%
Sourcesense	EGM	15.1%	38.7%
Risanamento	EXM	14.9%	5.9%
Sg Company	EGM	12.5%	34.7%

Performances are computed with no-rounded official prices.
Performance is not included for shares not listed at 2021 end or unlimited suspended at June 2022 end or at 2021 end.

CAPITALISATION

Domestic Companies Capitalisation (eur m)	30 DEC 2021	31 MAY 2022	30 JUN 2022
Euronext Milan	757 647	679 728	596 735
of which STAR	67 689	49 509	45 021
Euronext MIV Milan *	195	195	195
Euronext Growth Milan	11 519	11 188	10 357
Total	769 362	691 110	607 287
Capitalisation (% GDP)			
Euronext Milan	42.6%	36.5%	32.0%
of which STAR	3.8%	2.7%	2.4%
Total	43.2%	37.1%	32.6%
Capitalisation (% Tot.)			
FTSE MIB Shares	80.1%	80.5%	80.1%



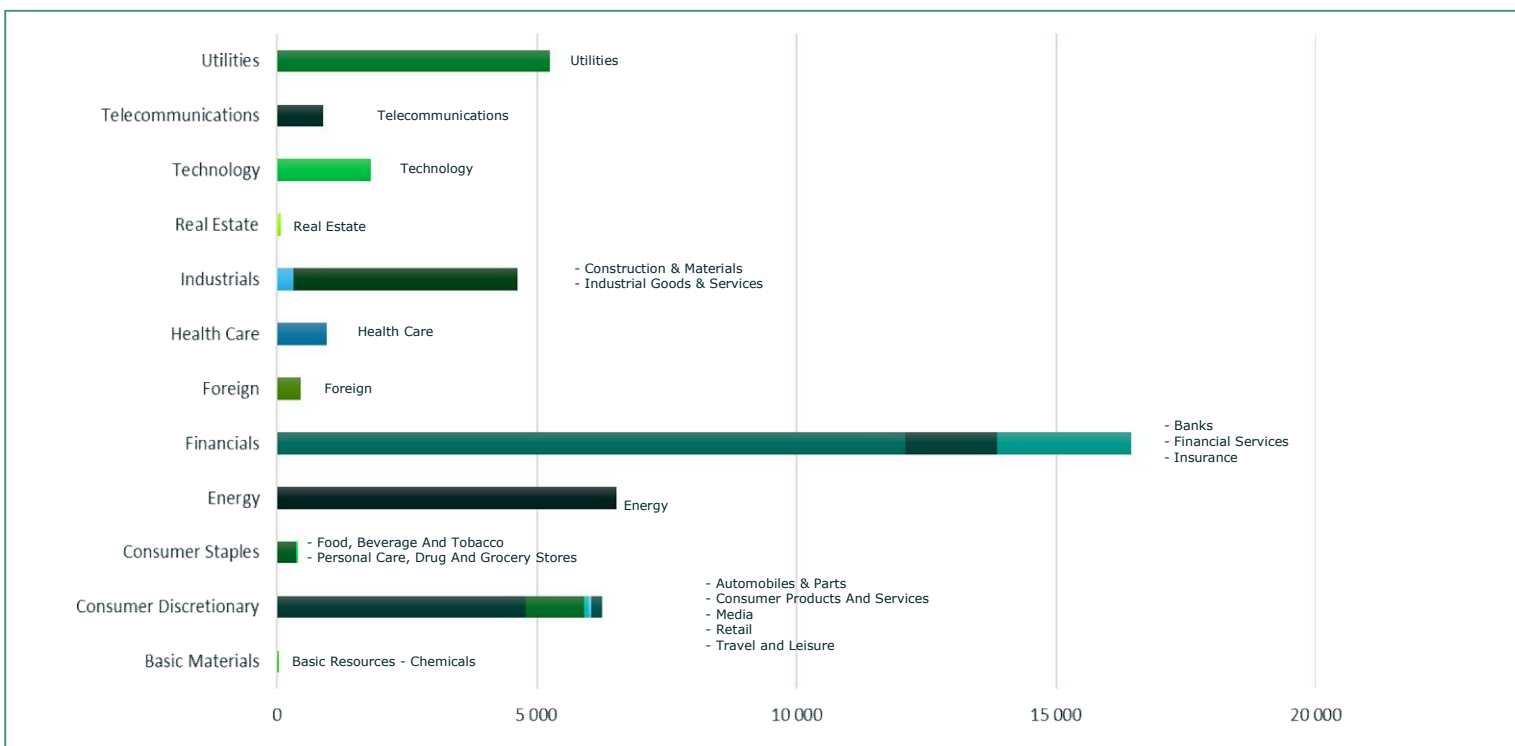
Note: internal chart: capitalisation on 30.12.2021;
external chart: capitalisation on 30.06.2022.

Capitalization is computed with no-rounded official prices.

TRADING

SHARES	JAN-JUN 2021		JAN-JUN 2022		JUN 2022		Other Instruments	JAN-JUN 2021		JAN-JUN 2022		JUN 2022	
	Trades Number	Turnover eur m	Trades Number	Turnover eur m	Trades Number	Turnover eur m		Trades Number	Turnover eur m	Trades Number	Turnover eur m	Trades Number	Turnover eur m
Euronext Milan Domestic	40 709 312	291 565.6	42 330 001	316 317.6	5 863 483	41 644.4	SeDex	1 200 053	9 002.0	1 176 986	7 606.1	166 825	980.6
of which STAR	4 232 684	14 373.7	3 971 628	13 088.2	515 881	1 349.2	Warrant	77 691	137.4	43 332	55.6	4 554	4.8
Euronext Milan Foreign	1 311 255	12 976.8	1 535 091	14 221.0	176 564	1 556.7	MIV Closed End Funds	10 518	27.6	8 161	27.5	1 102	2.8
of which STAR	19 220	102.6	18 252	80.9	1 760	6.9	ATFund	931	78.1	599	71.5	70	15.1
Euronext MIV Milan *	44	1.1	47	2.6	19	0.2	ETF	3 365 664	50 813.4	3 387 050	53 095.4	463 323	7 378.4
Global Equity Market	582 026	4 489.7	565 873	4 785.3	66 703	451.6	ETC\ETN	1 192 439	13 426.8	1 766 172	17 440.8	247 461	2 243.6
Euronext Growth Milan	686 229	1 863.0	833 176	2 064.0	105 207	213.2	ETFplus	4 558 103	64 240.3	5 153 222	70 536.2	710 784	9 622.0
Total	43 288 866	310 896.3	45 264 188	337 390.4	6 211 976	43 866.2	Convertible Bonds	2 274	16.8	940	7.0	219	1.8
FTSE MIB Shares							Subscription rights	45 675	45.9	16 448	20.9	13 615	16.2
% Shares Total	72.7%	86.6%	75.3%	89.1%	77.6%	91.1%	Mot - Government Bonds	1 366 199	85 639.4	1 720 634	70 791.9	614 432	23 276.2
							Mot - Bonds	47 806	770.0	33 278	430.9	7 270	93.9
							Mot - Eurobonds and ABS	249 082	4 512.9	253 221	3 642.4	40 470	526.9
							ExtraMOT	3 727	229.4	4 047	189.9	1 031	36.2
							Fixed Income Total	1 666 814	91 151.7	2 011 180	75 055.1	663 203	23 933.1

INDUSTRY/SUPERSECTOR TURNOVER (eur m)



NEW LISTINGS

RECENT EVENTS

ISSUER	MKT	SEGM	SHARES	FIRST TRADING DAY	EVENT	1st DAY CAPITALISATION (eur m)	LISTING SPONSOR (EURONEXT GROWTH ADVISOR for EGM)
Iveco Group	EXM	...	0	03.01.2022	Demerger of CNH Industrial N.V. in favour of Iveco Group N.V.	2 729.11	Intesa Sanpaolo S.p.A. Unicredit Bank AG - Succursale di Milano
Altea Green Power	EGM	...	0	01.02.2022	IPO	28.31	Integrae SIM
Technoprobe	EGM	...	0	15.02.2022	IPO	790.71	Mediobanca - Banca di Credito Finanziario
Civitanavi Systems	EXM	...	0	17.02.2022	IPO	121.87	Intermonte SIM
Rocket Sharing Company	EGM	...	0	28.02.2022	IPO	13.69	Banca Profilo
Farmacosmo	EGM	...	0	30.03.2022	IPO	81.64	Illimity Bank
Bifire	EGM	...	0	31.05.2022	IPO	64.73	Alantra Capital Markets S.V. S.A.U. - Succursale Italiana
Redelfi	EGM	...	0	08.06.2022	IPO	10.24	Integrae SIM
High Quality Food	EGM	...	0	09.06.2022	IPO	17.40	Banca Finnat Euramerica
Bellini Nautica	EGM	...	0	15.06.2022	IPO	16.73	MIT SIM
Laboratorio Farmaceutico Erfo	EGM	...	0	29.06.2022	IPO	14.21	Illimity Bank
Generalfinance	EXM	Star	0	29.06.2022	IPO	91.62	Banca Akros
Industrie De Nora	EXM	...	0	30.06.2022	IPO	579.30	Mediobanca - Banca di Credito Finanziario

NEWLY ADMITTED COMPANIES (THROUGH IPOS, SPOS AND INSTITUTIONAL PLACINGS)

Security:	HIGH QUALITY FOOD	Total	of which public	of which institutional
Offer period:	09.06.2022	Offered shares: max	1 510 500 min	- max
		Greenshoe: max	-	-
Offer price:	1.90	Requested shares:
Bookbuilding range:	Allotted shares:	1 510 500
Minimum lot:	- of which greenshoe:	-	-
Placed stake:	17.0%	Capital raised (ML euro):	2.87
		- from newly issued shares:	2.87	2.87
Bit alphabetical code:			
Bloomberg code:	Market and segment:	EURONEXT GROWTH MILAN -	
Reuters code:	Sector:	

Security:	BELLINI NAUTICA	Total	of which public	of which institutional
Offer period:	15.06.2022	Offered shares: max	1 346 000 min	- max
		Greenshoe: max	135 000	-
Offer price:	2.60	Requested shares:
Bookbuilding range:	Allotted shares:	1 346 000
Minimum lot:	- of which greenshoe:	-	-
Placed stake:	21.2%	Capital raised (ML euro):	3.50
		- from newly issued shares:	3.50	3.50
Bit alphabetical code:			
Bloomberg code:	Market and segment:	EURONEXT MILAN -	
Reuters code:	Sector:	

Security:	LABORATORIO FARMACEUTICO ERFO	Total	of which public	of which institutional
Offer period:	29.06.2022	Offered shares: max	2 000 000 min	- max
		Greenshoe: max	300 000	-
Offer price:	1.50	Requested shares:
Bookbuilding range:	Allotted shares:	2 000 000
Minimum lot:	- of which greenshoe:	-	-
Placed stake:	22.2%	Capital raised (ML euro):	3.00
		- from newly issued shares:	3.00	3.00
Bit alphabetical code:			
Bloomberg code:	Market and segment:	EURONEXT GROWTH MILAN -	
Reuters code:	Sector:	

Security:	GENERALFINANCE	Total	of which public	of which institutional
Offer period:	17.06.2022	Offered shares: max	4 913 569 min	- max
	23.06.2022	Greenshoe: max	491 356	-
Offer price:	7.20	Requested shares:
Bookbuilding range:	Allotted shares:	4 913 569
Minimum lot:	- of which greenshoe:	-	-
Placed stake:	38.9%	Capital raised (ML euro):	35.38
		- from newly issued shares:	20.22	35.38
Bit alphabetical code:			
Bloomberg code:	Market and segment:	EURONEXT MILAN - Star	
Reuters code:	Sector:	

Security:	INDUSTRIE DE NORA	Total	of which public	of which institutional
Offer period:	22.06.2022	Offered shares: max	35 075 682 min	- max
	27.06.2022	Greenshoe: max	5 261 352	-
Offer price:	13.50	Requested shares:
Bookbuilding range:	Allotted shares:	35 075 682
Minimum lot:	- of which greenshoe:	-	-
Placed stake:	79.9%	Capital raised (ML euro):	473.52
		- from newly issued shares:	200.00	473.52
Bit alphabetical code:			
Bloomberg code:	Market and segment:	EURONEXT MILAN -	
Reuters code:	Sector:	

MONTHLY UPDATE

June 2022 - 3

RIGHT ISSUES

N° MKT	SEGM	SECURITIES	OPTION RIGHTS TRADING PERIOD		OFFER PRICE	OFFERED SHARES	ISSUE RATE	UNEXERCISED PREEMPTIVE RIGHTS (%)	ALLOTTED SHARES	CAPITAL RAISED (eur m)
			FROM	TO						
EGM	-	UCAPITAL24 ORD	05.07.2021	22.07.2021	1.26	634 920	3 ord / 20 ord	61.1%	634 920	0.80
EGM	-	UCAPITAL24 WAR	05.07.2021	22.07.2021	-	634 920	1 : 1 new share	61.1%	634 920	-
EXM	-	OVS ORD	12.07.2021	26.07.2021	1.25	63 923 470	13 ord / 46 ord	3.4%	63 923 470	79.90
EGM	-	DIGITAL MAGICS ORD	27.09.2021	15.10.2021	3.65	2 181 438	2 ord / 7 ord	15.0%	2 181 438	7.96
EGM	-	ASKOLL EVA ORD	04.10.2021	21.10.2021	1.13	6 875 955	5 ord / 14 ord	34.6%	5 842 305	6.60
EXM	-	SAFILO GROUP ORD	11.10.2021	28.10.2021	0.98	137 851 923	1 ord / 2 ord	0.6%	137 851 923	134.96
EXM	-	JUVENTUS FOOTBALL CLUB ORD	29.11.2021	16.12.2021	0.33	1 197 226 782	9 ord / 10 ord	8.2%	1 197 226 782	399.87
EGM	-	SG COMPANY ORD	29.11.2021	16.12.2021	0.20	6 172 544	1 ord / 4 ord	2.2%	6 172 544	1.23
EGM	-	SG COMPANY WAR	29.11.2021	16.12.2021	-	6 172 544	1 : 1 new share	2.2%	6 172 544	-
EXM	-	BANCA INTERMOBILIARE ORD	06.12.2021	20.12.2021	0.03	683 613 315	5 ord / 12 ord	2.5%	683 613 315	22.97
EGM	-	SG COMPANY WAR	29.11.2021	16.12.2021	-	6 172 544	1 : 1 new share	2.2%	6 172 544	-
1 EXM	-	CSP INTERNATIONAL ORD	27.12.2021	21.01.2022	0.38	18 145 872	9 ord / 16 ord	63.1%	6 690 186	2.54
2 EXM	-	IVS GROUP ORD	09.05.2022	26.05.2022	3.56	52 168 656	24 ord / 17 ord	1.1%	52 168 608	185.72
3 EGM	-	UCAPITAL24 ORD	23.05.2022	09.06.2022	1.26	1 003 544	1 ord / 5 ord	53.2%	470 036	0.59

The right issues by Fenix Entertainment and Saipem are currently underway.

SCRIP RIGHT ISSUES

N° MKT	SECURITIES	EFFECTIVE DATE	NOMINAL VALUE		ISSUE RATE	SHARES OFFERED (number)	SHARES AFTER THE ISSUE	VALUE (eur m)
			BEFORE	AFTER				
EGM	WEBSOLUTE	05.10.2020	0.02	0.02	1:10	864 895	9 513 845	0.02
EGM	RENERGETICA	16.11.2020	0.1368	0.1368	1:10	735 098	8 086 098	0.10

TOTAL MONEY RAISED (eur m)

	NUMBER	SECURITIES		MONEY RAISED	INVESTORS				
		NEWLY ISSUED	SOLD		SHARE-HOLDERS	PUBLIC	EMPLOYEES	INSTIT. INVESTORS	OTHER
YEAR 2022 - TOTAL FROM CAPITAL INCREASE	3	188.9	-	188.9	188.9	-	-	-	-
Euronext Milan	2	188.3	-	188.3	188.3	-	-	-	-
- of which Star	1	185.7	-	185.7	185.7	-	-	-	-
Euronext MIV Milan*	-	-	-	-	-	-	-	-	-
Euronext Growth Milan	1	0.6	-	0.6	0.6	-	-	-	-
YEAR 2022 TOTAL FROM OPVS (excluding closed-end funds)	12	432.7	876.1	1 308.8	-	-	-	1 308.8	-
Euronext Milan	3	243.3	299.4	542.6	-	-	-	542.6	-
- of which Star	1	20.2	15.2	35.4	-	-	-	35.4	-
Euronext MIV Milan*	-	-	-	-	-	-	-	-	-
Euronext Growth Milan	9	189.5	576.7	766.1	-	-	-	766.1	-
TOTAL IPO AND SPO	12	432.7	876.1	1 308.8	-	-	-	1 308.8	-
Euronext Milan	3	243.3	299.4	542.6	-	-	-	542.6	-
- of which Star	1	20.2	15.2	35.4	-	-	-	35.4	-
Euronext MIV Milan*	-	-	-	-	-	-	-	-	-
Euronext Growth Milan	9	189.5	576.7	766.1	-	-	-	766.1	-
TOTAL YEAR 2022 (excluding closed-end funds)	15	621.6	876.1	1 497.6	188.9	-	-	1 308.8	-

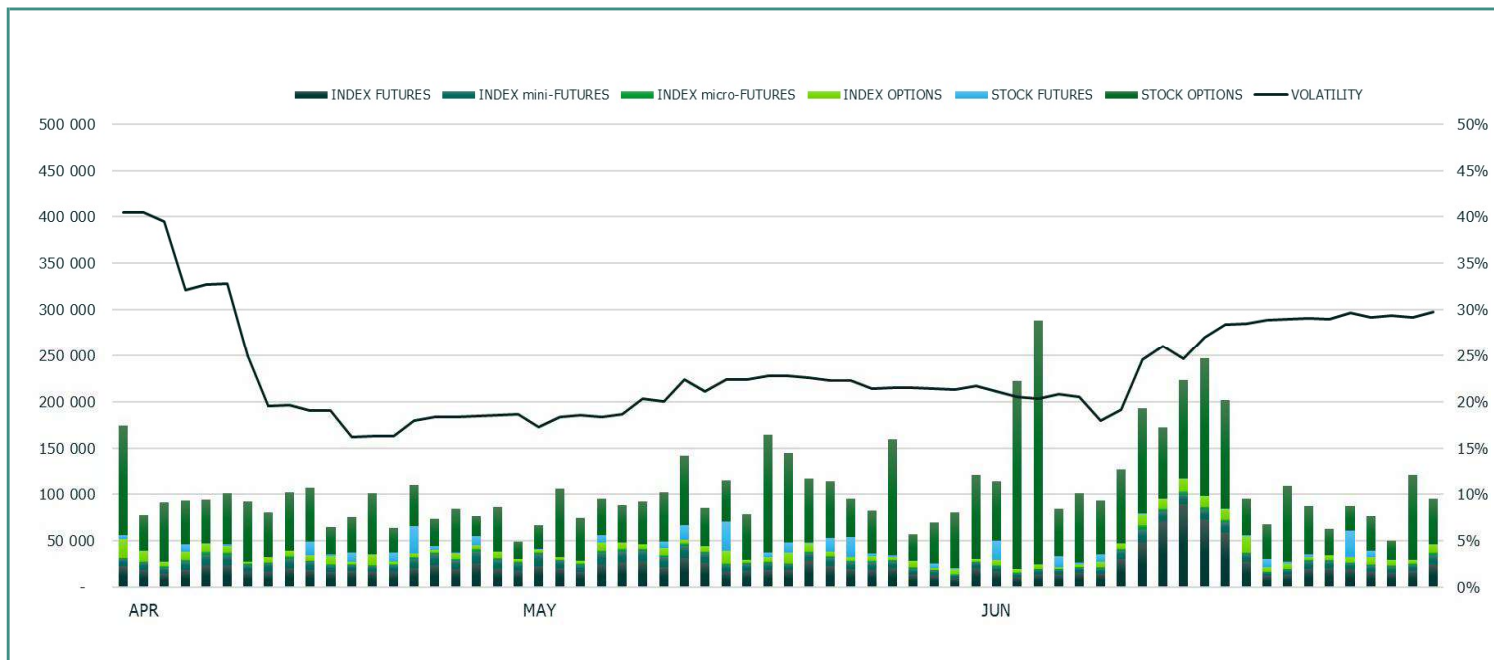
TAKEOVER BIDS

N° BIDDER	OFFER TYPE	TARGET SHARES	OFFER PERIOD		PRICE (eur)	SHARES		STAKE OWNED AFTER OFFER	TURNOVER (eur m)
			FROM	TO		REQUESTED	BOUGHT		
ORIZZONTE UNO SRL	MANDATORY	ELETTRA INVESTIMENTI	03.05.2021	21.05.2021	10.60	257 574	152 162	97.26%	1.61
ORIZZONTE UNO SRL	VOLUNTARY	WARR ELETTRA INVESTIMENTI 2015-2021	03.05.2021	21.05.2021	1.06	183 033	143 860	98.94%	0.15
FINPANARIA SPA	VOLUNTARY	PANARIAGROUP INDUSTRIE CERAMICHE	10.05.2021	07.06.2021	2.00	11 389 406	5 952 693	95.22%	11.91
SPECIAL PACKAGING SOLUTIONS INVESTMENTS FLY SRL	MANDATORY	GJALA CLOSURES	18.05.2021	07.06.2021	8.20	36 534 714	30 999 792	94.93%	254.20
LA VILLA SPA	MANDATORY	EUKEDOS	21.06.2021	09.07.2021	1.17	5 906 743	4 240 251	92.67%	4.96
LINK MOBILITY GROUP	MANDATORY	AMM	23.06.2021	13.07.2021	2.40	1 452 000	868 500	96.59%	2.08
LINK MOBILITY GROUP	VOLUNTARY	WARR AMM 2019-2022	23.06.2021	13.07.2021	0.80	146 475	104 427	71.29%	0.08
CROP DEMETRA LIMITED	MANDATORY	ISAGRO	14.06.2021	02.07.2021	2.76	12 550 877	7 335 111	91.45%	20.24
CIRCULAR BIDCO	VOLUNTARY	SICIT GROUP	14.06.2021	07.07.2021	16.80	22 477 712	19 059 525	84.79%	320.20
COMPAGNIE INDUSTRIALI RIUNITE	VOLUNTARY	CIR	21.06.2021	29.07.2021	0.51	156 862 745	156 862 745	14.12%	80.00
CASTOR BIDCO	VOLUNTARY	CERVED GROUP	16.07.2021	09.09.2021	10.20	195 274 979	154 073 094	79.97%	1 571.55
MARBLES	VOLUNTARY	RETELIT	26.07.2021	01.10.2021	3.10	117 041 550	101 963 359	94.99%	316.09
BICE	MANDATORY	CDR ADVANCE CAPITAL	06.10.2021	26.10.2021	0.00	20 960 154	11 626 202	58.81%	0.04
GENERALI ASSICURAZIONI	VOLUNTARY	CATTOLICA ASSICURAZIONI	04.10.2021	29.10.2021	6.75	174 293 926	138 842 677	84.47%	937.19
RIMINI BIDCO SPA	MANDATORY	RENO DE MEDICI	22.11.2021	17.12.2021	1.45	99 886 043	53 811 275	95.10%	78.03
FINE FOODS & PHARMACEUTICALS NTM	MANDATORY	EURO COSMETIC	29.11.2021	17.12.2021	8.60	1 187 600	1 008 000	99.40%	8.67
1 BARBIERI & TAROZZI HOLDING	VOLUNTARY	SITI B&T GROUP	07.02.2022	25.02.2022	3.70	3 170 640	2 295 097	93.01%	8.49
2 IDEANOMICS	VOLUNTARY	ENERGICA MOTOR COMPANY	14.02.2022	04.03.2022	3.20	15 729 176	14 084 535	94.63%	45.07
3 TRINITY INVESTMENTS	VOLUNTARY	BANCA INTERMOBILIARE	07.03.2022	25.03.2022	0.05	291 577 427	210 798 607	96.53%	10.33
4 SOLIDUS BIDCO	MANDATORY	TAS	14.03.2022	01.04.2022	2.20	11 831 549	4 242 771	94.12%	9.33
5 AMALFI HOLDING	MANDATORY	LA DORIA	28.03.2022	21.04.2022	16.50	6 235 967	2 542 047	94.11%	41.94
6 GREEN BIDCO	MANDATORY	FALCK RENEWABLES	11.04.2022	10.05.2022	8.81	95 879 597	76 272 980	95.41%	671.96
7 IDI	MANDATORY	BFC MEDIA	25.04.2022	13.05.2022	3.75	978 523	838 523	95.59%	3.14

The mandatory offer on Rosss, Roma, Assiteca, Coima Res and Giorgio Fedon ordinary shares are currently underway.

AAI Before unexercised preemptive right auction
BEM Borsa Italiana Equity Market
EGM Euronext Growth Milan
EXM Euronext Milan

IDEM - DERIVATIVES TRADING



	DAYS	MONTH	TURNOVER							OPEN INTEREST (4) NUMBER OF CONTRACTS	
			TOTAL				DAILY AVERAGE				
			STANDARD CONTRACTS	TRADES NUMBER	TURNOVER (1) eur m	OTHER (2)	% TOT SHARES (3)	STANDARD CONTRACTS	TRADES NUMBER		TURNOVER eur m
INDEX FUTURES (5)	127	TOT 2022	3 151 282	2 390 094	379 807.4	-	112.6%	24 813	18 820	2 990.6	96 520
	22	MAY 2022	454 216	359 514	53 226.7	-	109.3%	20 646	16 342	2 419.4	122 265
	22	JUN 2022	642 546	422 284	71 394.4	-	162.8%	29 207	19 195	3 245.2	96 520
FTSE MIB INDEX miniFUTURES	127	TOT 2022	1 258 558	1 062 754	30 719.8	-	9.1%	9 910	8 368	241.9	8 068
	22	MAY 2022	184 174	155 090	4 349.5	-	8.9%	8 372	7 050	197.7	16 910
	22	JUN 2022	159 769	134 944	3 594.1	-	8.2%	7 262	6 134	163.4	8 068
FTSE MIB INDEX microFUTURES	127	TOT 2022	253 472	168 954	1 233.2	-	0.4%	1 996	1 330	9.7	3 579
	22	MAY 2022	40 326	26 564	190.5	-	0.4%	1 833	1 207	8.7	6 789
	22	JUN 2022	42 390	25 799	190.3	-	0.4%	1 927	1 173	8.7	3 579
FTSE MIB INDEX OPTIONS	127	TOT 2022	912 996	174 114	54 504.9	1 281.1	16.2%	7 189	1 371	429.2	195 837
	22	MAY 2022	125 113	27 595	7 202.0	156.2	14.8%	5 687	1 254	327.4	221 628
	22	JUN 2022	161 051	30 083	8 749.2	309.8	19.9%	7 321	1 367	397.7	195 837
STOCK FUTURES (6)	127	TOT 2022	588 311	500	1 969.3	-	0.7%	4 632	4	15.5	139 407
	22	MAY 2022	124 129	80	339.0	-	0.8%	5 642	4	15.4	209 342
	22	JUN 2022	91 603	47	326.8	-	0.8%	4 164	2	14.9	139 407
STOCK DIVIDEND FUTURES	127	TOT 2022	6 715	45	14.9	-	-	53	0	0.1	18 960
	22	MAY 2022	739	10	2.5	-	-	34	0.5	0.1	20 131
	22	JUN 2022	2 700	3	4.1	-	-	123	0.1	0.2	18 960
STOCK OPTIONS	127	TOT 2022	9 418 068	225 013	29 666.2	1 744.6	9.3%	74 158	1 772	233.6	4 736 824
	22	MAY 2022	1 323 227	36 332	4 255.3	233.4	9.2%	60 147	1 651	193.4	6 304 498
	22	JUN 2022	1 821 269	34 147	5 156.0	323.0	12.2%	82 785	1 552	234.4	4 736 824
EQUITY DERIVATIVES TOTAL	127	TOT 2022	15 589 402	4 021 474	497 915.8	3 025.8	147.6%	122 751	31 665	3 920.6	5 199 195
	22	MAY 2022	2 251 924	605 185	69 565.5	389.5	142.9%	102 360	27 508	3 162.1	6 901 563
	22	JUN 2022	2 921 328	647 307	89 414.9	632.7	203.8%	132 788	29 423	4 064.3	5 199 195
ELECTRICITY FUTURES	127	TOT 2022	-	-	-	-	-	-	-	-	-
	22	MAY 2022	-	-	-	-	-	-	-	-	-
	22	JUN 2022	-	-	-	-	-	-	-	-	-
WHEAT FUTURE	127	TOT 2022	-	-	-	-	-	-	-	-	-
	22	MAY 2022	-	-	-	-	-	-	-	-	-
	22	JUN 2022	-	-	-	-	-	-	-	-	-
IDEM TOTAL	127	TOT 2022	15 589 402	4 021 474	497 915.78	-	-	122 751	31 665	3 920.6	5 199 195
	22	MAY 2022	2 251 924	605 185	69 565.53	-	-	102 360	27 508	3 162.1	6 901 563
	22	JUN 2022	2 921 328	647 307	89 414.90	-	-	132 788	29 423	4 064.3	5 199 195

(1) The notional turnover is computed as the product of contracts number, price and index multiplier for index futures; contracts number, price and size multiplier for stock futures; contracts number, strike prices and index multiplier for index options; contracts number, strike prices and sizes for stock options.

(2) Premium in euro million for options and equity derivatives total; traded MWH for electricity future, tons for wheat future.

(3) As percentage on shares turnover (total shares for Index derivatives and Idem total; shares with underlying listed on Borsa Italiana for stock futures and stock options).

(4) Gross figures for Open positions at the end of period.

(5) Includes data for FTSE MIB index futures, FTSE MIB index dividend futures and FTSE PIR PMI index futures.

(6) Includes data for European stock futures.

Additional Information:

This publication uses only electronic trading data (daily and after hours sessions).

Shares of foreign companies, which are exclusively listed on Borsa Italiana and on no other European Exchange, are considered Domestic Companies Capitalisation, included in the Domestic and in the Domestic Trading figures.

* Euronext MIV Milan figures include Investment Companies, SPAC and FIA.

There were 22 trading days in June 2022 and 22 trading days in June 2021 on Borsa Italiana.

There were 127 trading days in the period January - June 2022 and 126 trading days in the period January - June 2021.

5th July 2022 - 15:00

Markets Analysis
Piazza degli Affari, 6 - 20123 Milano
T +39 02 724261 | Fax +39 02 8646.4323
e-mail: markets_analysis@borsaitaliana.it
www.borsaitaliana.it

This publication is for information purposes only and is not a recommendation to engage in investment activities. This publication is provided "as is" without representation or warranty of any kind. Whilst all reasonable care has been taken to ensure the accuracy of the content, Euronext does not guarantee its accuracy or completeness. Euronext will not be held liable for any loss or damages of any nature ensuing from using, trusting or acting on information provided. No information set out or referred to in this publication shall form the basis of any contract. The creation of rights and obligations in respect of financial products that are traded on the exchanges operated by Euronext's subsidiaries shall depend solely on the applicable rules of the market operator. All proprietary rights and interest in or connected with this publication shall vest in Euronext. No part of it may be redistributed or reproduced in any form without the prior written permission of Euronext. Euronext disclaims any duty to update this information. Euronext refers to Euronext N.V. and its affiliates. Information regarding trademarks and intellectual property rights of Euronext is located at www.euronext.com/terms-use.

