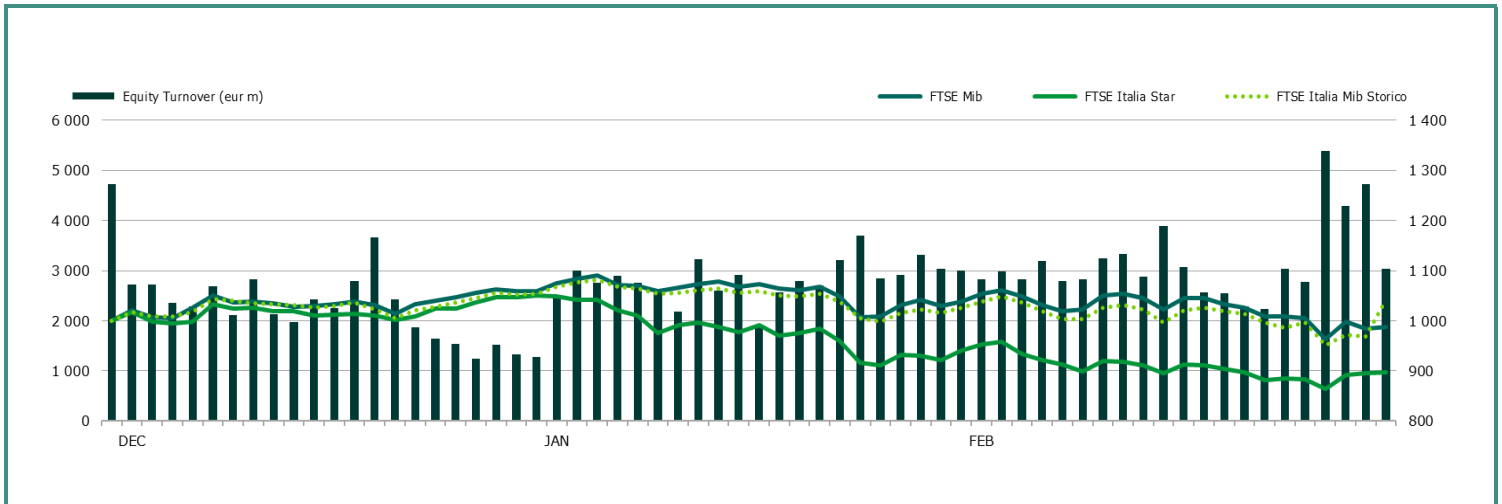


MONTHLY UPDATE

February 2022

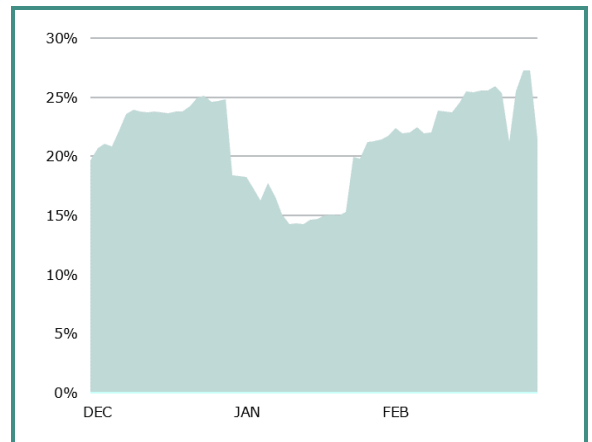
EQUITY DAILY TURNOVER AND MAIN INDICES (base = 1000 30.11.2021)



STOCK INDICES

| | 31 JAN 2022 | 28 FEB 2022 | Var. % MoM | Var. % 2021 end | Volatility FEB 2022 |
|---------------------------|-------------|-------------|---------------|--------------------|------------------------|
| FTSE Italia Mib Storico ▼ | 25 211 | 23 773 | -5.7% | -8.2% | 27.8% |
| FTSE Mib ▼ | 26 814 | 25 416 | -5.2% | -7.1% | 28.5% |
| FTSE Italia Star ▼ | 57 816 | 55 031 | -4.8% | -14.8% | 24.7% |
| FTSE Italia PIR PMI TR ▼ | 34 179 | 32 722 | -4.3% | -10.6% | 25.7% |
| FTSE Italia Brands ▼ | 20 874 | 19 700 | -5.6% | -10.4% | 33.5% |

FTSE MIB VOLATILITY



TRADING - DAILY AVERAGE

| | JAN-FEB 2021 | | JAN-FEB 2022 | | FEB 2022 | |
|---------------------------|------------------|-------------------|------------------|-------------------|------------------|-------------------|
| | Trades Number | Turnover eur m | Trades Number | Turnover eur m | Trades Number | Turnover eur m |
| Shares ▲ | 357 639 | 2 468.1 | 374 165 | 3 002.4 | 402 650 | 3 183.6 |
| Securitized Derivatives ▼ | 10 898 | 78.0 | 10 827 | 76.2 | 11 557 | 77.6 |
| ETFplus ▲ | 43 161 | 558.2 | 42 612 | 604.7 | 43 024 | 633.4 |
| Fixed Income ▼ | 13 830 | 846.5 | 11 342 | 469.2 | 12 815 | 519.8 |

(*) Indicators are related to turnover figures.

LISTING

| | 30 DEC 2021 | 31 JAN 2022 | 28 FEB 2022 |
|-------------------------------|--------------|--------------|--------------|
| Euronext Milan Domestic | 229 | 230 | 230 |
| of which STAR | 73 | 73 | 73 |
| Euronext Milan Foreign | 3 | 3 | 3 |
| of which STAR | 1 | 1 | 1 |
| Euronext MIV Milan * | 1 | 1 | 1 |
| Global Equity Market | 87 | 87 | 87 |
| Euronext Growth Milan | 174 | 174 | 177 |
| Listed Companies Total | 494 | 495 | 498 |
| Warrant | 72 | 72 | 73 |
| MIV Closed End Funds | 11 | 11 | 11 |
| ATFund | 86 | 86 | 85 |
| ETF | 1 260 | 1 274 | 1 294 |
| ETC\ETN | 222 | 236 | 269 |
| ETFplus Total | 1 482 | 1 510 | 1 563 |
| Securitized Derivatives | 11 985 | 14 772 | 15 732 |
| Convertibles Bonds | 7 | 7 | 7 |
| Mot - Government Bonds | 158 | 160 | 161 |
| Mot - Bonds | 57 | 55 | 53 |
| Mot - Eurobonds and ABSs | 1 169 | 1 166 | 1 181 |
| MOT Total | 1 384 | 1 381 | 1 395 |
| Extramot | 638 | 629 | 621 |
| Fixed Income Total | 2 022 | 2 010 | 2 016 |

MOST TRADED SHARES IN THE MONTH

| Shares | Mkt | Turnover eur m | % TOT |
|-----------------|-----|-------------------|-------|
| Intesa Sanpaolo | EXM | 8 828.2 | 13.9% |
| Unicredit | EXM | 7 352.3 | 11.5% |
| Stellantis | EXM | 4 879.9 | 7.7% |
| Eni | EXM | 4 741.7 | 7.4% |
| Enel | EXM | 4 197.9 | 6.6% |

BEST PERFORMANCES IN THE MONTH

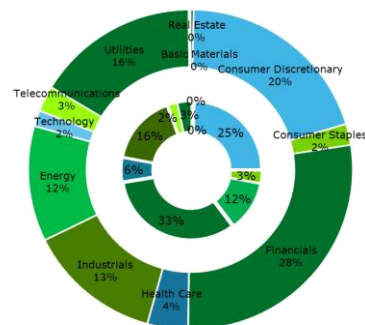
| Shares | Mkt | Var. % MoM | Var % 2021 end |
|----------------------|-----|---------------|-------------------|
| Gas Plus | EXM | 84.5% | 65.6% |
| Aedes | EXM | 63.3% | 63.6% |
| Assiteca | EGM | 39.8% | 66.7% |
| Banca Intermobiliare | EXM | 38.4% | 47.2% |
| Be | EXM | 29.5% | 17.9% |

Performances are computed with no-rounded official prices.
Performance is not included for shares not listed at 2021 end or unlimited suspended at February 2022 end or at 2021 end.

CAPITALISATION

| Domestic Companies Capitalisation (eur m) | 30 DEC 2021 | 31 JAN 2022 | 28 FEB 2022 |
|---|----------------|----------------|----------------|
| Euronext Milan | 757 647 | 739 848 | 696 915 |
| of which STAR | 67 689 | 60 439 | 57 484 |
| Euronext MIV Milan * | 195 | 192 | 191 |
| Euronext Growth Milan | 11 519 | 10 994 | 10 954 |
| Total | 769 362 | 751 034 | 708 061 |
| Capitalisation (% GDP) | | | |
| Euronext Milan | 43.2% | 40.3% | 37.9% |
| of which STAR | 3.9% | 3.3% | 3.1% |
| Total | 43.8% | 40.9% | 38.5% |
| Capitalisation (% Tot.) | | | |
| FTSE MIB Shares | 80.1% | 80.7% | 80.7% |

Capitalization is computed with no-rounded official prices.

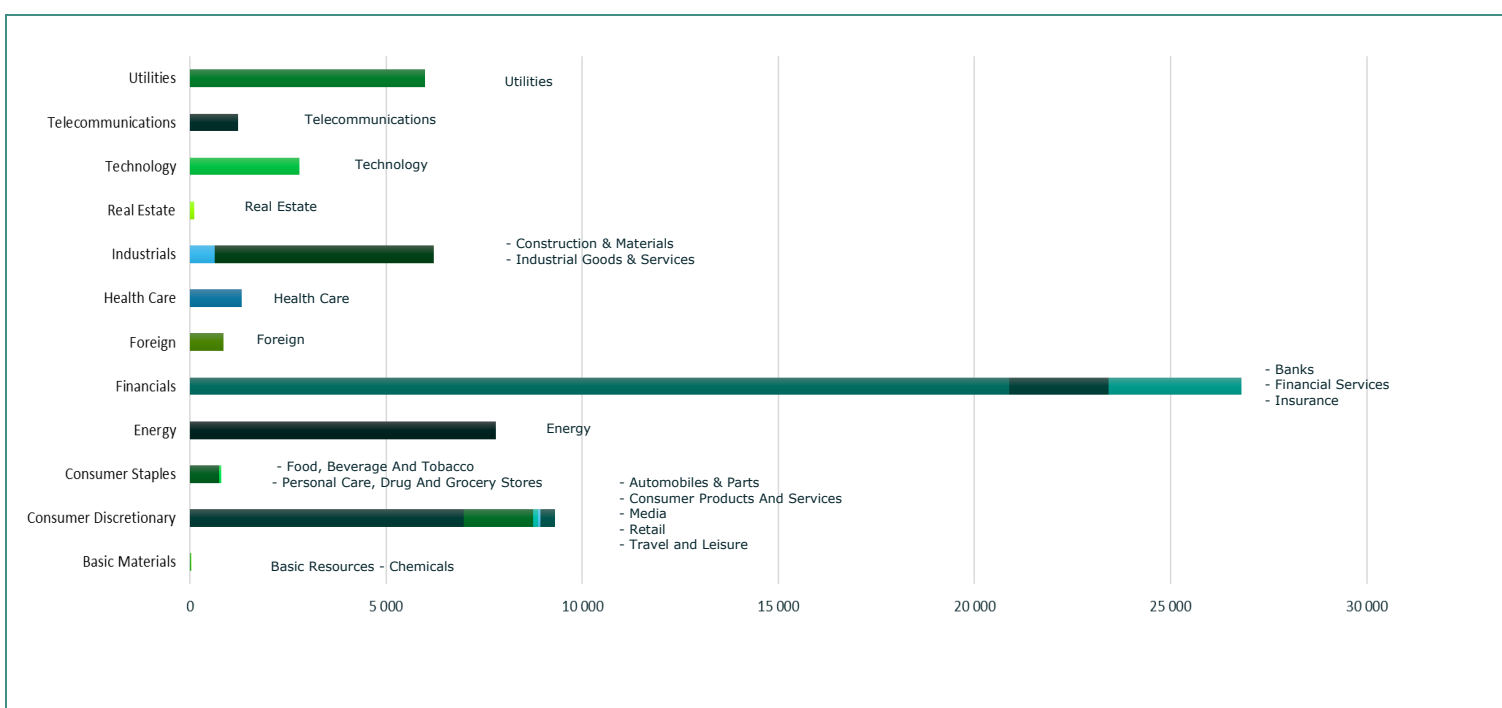


Note: internal chart: capitalisation on 30.12.2021;
external chart: capitalisation on 28.02.2022.

TRADING

| SHARES | JAN-FEB 2021 | | JAN-FEB 2022 | | FEBRUARY 2022 | | Other Instruments | JAN-FEB 2021 | | JAN-FEB 2022 | | FEBRUARY 2022 | |
|-------------------------|-------------------|-----------------|-------------------|------------------|------------------|-----------------|---------------------------|------------------|-----------------|------------------|-----------------|----------------|-----------------|
| | Trades Number | Turnover eur m | Trades Number | Turnover eur m | Trades Number | Turnover eur m | | Trades Number | Turnover eur m | Trades Number | Turnover eur m | Trades Number | Turnover eur m |
| Euronext Milan Domestic | 13 445 663 | 92 021.5 | 14 216 899 | 114 334.6 | 7 520 504 | 60 007.1 | SeDex | 435 919 | 3 120.7 | 443 902 | 3 123.0 | 231 142 | 1 552.1 |
| of which STAR | 1 245 941 | 3 958.3 | 1 505 970 | 5 386.7 | 726 038 | 2 689.2 | Warrant | 27 025 | 49.0 | 19 094 | 26.0 | 8 682 | 12.5 |
| Euronext Milan Foreign | 447 076 | 4 438.8 | 591 658 | 5 888.0 | 255 174 | 2 342.0 | MIV Closed End Funds | 3 402 | 8.7 | 2 721 | 9.3 | 1 429 | 4.8 |
| of which STAR | 8 476 | 44.1 | 7 604 | 33.1 | 3 319 | 14.3 | ATFund | 326 | 33.9 | 186 | 18.5 | 93 | 12.4 |
| Euronext MIV Milan * | 21 | 0.3 | 11 | 2.2 | 5 | 0.1 | ETF | 1 283 668 | 17 717.4 | 1 190 962 | 18 843.4 | 562 504 | 9 489.2 |
| Global Equity Market | 182 066 | 1 626.6 | 225 268 | 2 037.4 | 103 446 | 841.6 | ETC/ETN | 442 776 | 4 611.9 | 556 116 | 5 950.4 | 297 975 | 3 178.3 |
| Euronext Growth Milan | 230 726 | 635.3 | 306 915 | 835.3 | 173 875 | 480.3 | ETFplus | 1 726 444 | 22 329.2 | 1 747 078 | 24 793.8 | 860 479 | 12 667.6 |
| Total | 14 305 552 | 98 722.5 | 15 340 751 | 123 097.5 | 8 053 004 | 63 671.2 | Convertible Bonds | 763 | 4.8 | 364 | 2.4 | 171 | 1.3 |
| FTSE MIB Shares | | | | | | | Subscription rights | 3 105 | 1.2 | 1 192 | 1.4 | 232 | 1.2 |
| % Shares Total | 75.4% | 88.3% | 74.5% | 88.8% | 76.0% | 89.5% | Mot - Government Bonds | 446 609 | 31 768.6 | 370 289 | 17 898.4 | 204 411 | 9 681.8 |
| | | | | | | | Mot - Bonds | 17 975 | 303.7 | 10 763 | 137.7 | 6 203 | 78.9 |
| | | | | | | | Mot - Eurobonds and ABS | 87 058 | 1 713.7 | 83 145 | 1 153.9 | 45 218 | 611.2 |
| | | | | | | | ExtraMOT | 1 574 | 74.9 | 828 | 48.7 | 473 | 23.9 |
| | | | | | | | Fixed Income Total | 553 216 | 33 860.9 | 465 025 | 19 238.7 | 256 305 | 10 395.8 |

INDUSTRY/SUPERSECTOR TURNOVER (eur m)



NEW LISTINGS

RECENT EVENTS

| ISSUER | MKT | SEGM | SHARES | FIRST TRADING DAY | EVENT | 1st DAY CAPITALISATION (eur m) | LISTING SPONSOR (EURONEXT GROWTH ADVISOR for EGM) |
|------------------------|-----|--------------|--------|-------------------|---|--------------------------------|---|
| Sababa Security | EGM | ... | 0 | 17.12.2021 | IPO | 25.71 | CFO SIM |
| Estrima | EGM | ... | 0 | 20.12.2021 | IPO | 14.55 | Equita SIM |
| Lindbergh | EGM | ... | 0 | 20.12.2021 | IPO | 15.91 | Integrae SIM |
| Homizy | EGM | Professional | 0 | 21.12.2021 | IPO | 50.97 | Bestinver SV S.A. - Succursale Italiana |
| Directa Sim | EGM | ... | 0 | 22.12.2021 | IPO | 57.20 | EnVent Capital Markets |
| Iscf Fintech | EGM | ... | 0 | 22.12.2021 | IPO | 80.95 | Integrae SIM |
| Star7 | EGM | ... | 0 | 23.12.2021 | IPO | 63.22 | Alantra Capital Markets S.V. S.A.U. - Succursale Italiana |
| Finanza.tech | EGM | ... | 0 | 29.12.2021 | IPO | 23.25 | Integrae SIM |
| Iveco Group | EXM | ... | 0 | 03.01.2022 | Demerger of CNH Industrial N.V. in favour of Iveco Group N.V. | 2 729.11 | Intesa Sanpaolo S.p.A. Unicredit Bank AG - Succursale di Milano |
| Altea Green Power | EGM | ... | 0 | 01.02.2022 | IPO | 28.31 | Integrae SIM |
| Technoprobe | EGM | ... | 0 | 15.02.2022 | IPO | 790.71 | Mediobanca - Banca di Credito Finanziario |
| Civitanavi Systems | EXM | ... | 0 | 17.02.2022 | IPO | 121.87 | Intermonte SIM |
| Rocket Sharing Company | EGM | ... | 0 | 28.02.2022 | IPO | 13.69 | Banca Profilo |

NEWLY ADMITTED COMPANIES (THROUGH IPOS, SPOS AND INSTITUTIONAL PLACINGS)

| Security: | FINANZA.TECH | | Total | | of which public | of which institutional | |
|------------------------|--------------|-----------------------------|-------|------------------------------|-----------------|------------------------|-----------|
| Offer period: | ... | Offered shares: | max | 2 915 000 | min | - max | 2 915 000 |
| | 29.12.2021 | Greenshoe: | max | 417 000 | | - | - |
| Offer price: | 1.20 | Requested shares: | | ... | | ... | ... |
| Bookbuilding range: | | Allotted shares: | | 3 332 000 | | ... | 3 332 000 |
| Minimum lot: | ... | - of which greenshoe: | | 417 000 | | - | 417 000 |
| Placed stake: | 22.6% | Capital raised (ML euro): | | 4.00 | | | 4.00 |
| | | - from newly issued shares: | | 4.00 | | | |
| Bit alphabetical code: | | | | | | | |
| Bloomberg code: | | Market and segment: | | EURONEXT GROWTH MILAN - | | | |
| Reuters code: | | Sector: | | | | | |

| Security: | ALTEA GREEN POWER | | Total | | of which public | of which institutional | |
|------------------------|-------------------|-----------------------------|-------|------------------------------|-----------------|------------------------|-----------|
| Offer period: | ... | Offered shares: | max | 3 666 000 | min | - max | 3 666 000 |
| | 01.02.2022 | Greenshoe: | max | 495 000 | | - | - |
| Offer price: | 1.20 | Requested shares: | | ... | | ... | ... |
| Bookbuilding range: | | Allotted shares: | | 3 666 000 | | ... | 3 666 000 |
| Minimum lot: | ... | - of which greenshoe: | | - | | - | - |
| Placed stake: | 23.4% | Capital raised (ML euro): | | 4.40 | | | 4.40 |
| | | - from newly issued shares: | | 4.40 | | | |
| Bit alphabetical code: | | | | | | | |
| Bloomberg code: | | Market and segment: | | EURONEXT GROWTH MILAN - | | | |
| Reuters code: | | Sector: | | | | | |

| Security: | TECHNOPROBE | | Total | | of which public | of which institutional | |
|------------------------|-------------|-----------------------------|-------|------------------------------|-----------------|------------------------|-------------|
| Offer period: | ... | Offered shares: | max | 113 000 000 | min | - max | 113 000 000 |
| | 15.02.2022 | Greenshoe: | max | 12 000 000 | | - | - |
| Offer price: | 5.70 | Requested shares: | | ... | | ... | ... |
| Bookbuilding range: | | Allotted shares: | | 125 000 000 | | ... | 125 000 000 |
| Minimum lot: | ... | - of which greenshoe: | | 12 000 000 | | - | 12 000 000 |
| Placed stake: | 100.0% | Capital raised (ML euro): | | 712.50 | | | 712.50 |
| | | - from newly issued shares: | | 142.50 | | | |
| Bit alphabetical code: | | | | | | | |
| Bloomberg code: | | Market and segment: | | EURONEXT GROWTH MILAN - | | | |
| Reuters code: | | Sector: | | | | | |

| Security: | CIVITANAVI SYSTEMS | | Total | | of which public | of which institutional | |
|------------------------|--------------------|-----------------------------|-------|-----------------------|-----------------|------------------------|-----------|
| Offer period: | ... | Offered shares: | max | 7 760 000 | min | - max | 7 760 000 |
| | 02.02.2022 | Greenshoe: | max | 776 000 | | - | - |
| Offer price: | 4.00 | Requested shares: | | ... | | ... | ... |
| Bookbuilding range: | | Allotted shares: | | 7 760 000 | | ... | 7 760 000 |
| Minimum lot: | ... | - of which greenshoe: | | - | | - | - |
| Placed stake: | 25.2% | Capital raised (ML euro): | | 31.04 | | | 31.04 |
| | | - from newly issued shares: | | 23.04 | | | |
| Bit alphabetical code: | | | | | | | |
| Bloomberg code: | | Market and segment: | | EURONEXT MILAN - | | | |
| Reuters code: | | Sector: | | | | | |

| Security: | ROCKET SHARING COMPANY | | Total | | of which public | of which institutional | |
|------------------------|------------------------|-----------------------------|-------|------------------------------|-----------------|------------------------|-----------|
| Offer period: | ... | Offered shares: | max | 4 500 000 | min | - max | 4 500 000 |
| | 28.02.2022 | Greenshoe: | max | 540 000 | | - | - |
| Offer price: | 0.80 | Requested shares: | | ... | | ... | ... |
| Bookbuilding range: | | Allotted shares: | | 4 500 000 | | ... | 4 500 000 |
| Minimum lot: | ... | - of which greenshoe: | | - | | - | - |
| Placed stake: | 39.5% | Capital raised (ML euro): | | 3.60 | | | 3.60 |
| | | - from newly issued shares: | | 3.60 | | | |
| Bit alphabetical code: | | | | | | | |
| Bloomberg code: | | Market and segment: | | EURONEXT GROWTH MILAN - | | | |
| Reuters code: | | Sector: | | | | | |

RIGHT ISSUES

| N° MKT | SEGM | SECURITIES | OPTION RIGHTS TRADING PERIOD | | OFFER PRICE | OFFERED SHARES | ISSUE RATE | UNEXERCISED PREEMPTIVE RIGHTS (%) | ALLOTTED SHARES | CAPITAL RAISED (eur m) |
|--------|------|----------------------------|------------------------------|------------|-------------|----------------|-----------------|-----------------------------------|-----------------|------------------------|
| | | | FROM | TO | | | | | | |
| | EXM | AUTOGRILL ORD | 14.06.2021 | 29.06.2021 | 4.59 | 130 633 542 | 13 ord / 25 ord | 0.8% | 130 633 542 | 599.61 |
| | EGM | CLEANBNB ORD | 28.06.2021 | 16.07.2021 | 1.20 | 1 657 330 | 5 ord / 21 ord | 11.4% | 1 655 915 | 1.99 |
| | EGM | UCAPITAL24 ORD | 05.07.2021 | 22.07.2021 | 1.26 | 634 920 | 3 ord / 20 ord | 61.1% | 634 920 | 0.80 |
| | EGM | UCAPITAL24 WAR | 05.07.2021 | 22.07.2021 | - | 634 920 | 1 : 1 new share | 61.1% | 634 920 | - |
| | EXM | OVS ORD | 12.07.2021 | 26.07.2021 | 1.25 | 63 923 470 | 13 ord / 46 ord | 3.4% | 63 923 470 | 79.90 |
| | EGM | DIGITAL MAGICS ORD | 27.09.2021 | 15.10.2021 | 3.65 | 2 181 438 | 2 ord / 7 ord | 15.0% | 2 181 438 | 7.96 |
| | EGM | ASKOLL EVA ORD | 04.10.2021 | 21.10.2021 | 1.13 | 6 875 955 | 5 ord / 14 ord | 34.6% | 5 842 305 | 6.60 |
| | EXM | SAFILO GROUP ORD | 11.10.2021 | 28.10.2021 | 0.98 | 137 851 923 | 1 ord / 2 ord | 0.6% | 137 851 923 | 134.96 |
| | EXM | JUVENTUS FOOTBALL CLUB ORD | 29.11.2021 | 16.12.2021 | 0.33 | 1 197 226 782 | 9 ord / 10 ord | 8.2% | 1 197 226 782 | 399.87 |
| | EGM | SG COMPANY ORD | 29.11.2021 | 16.12.2021 | 0.20 | 6 172 544 | 1 ord / 4 ord | 2.2% | 6 172 544 | 1.23 |
| | EGM | SG COMPANY WAR | 29.11.2021 | 16.12.2021 | - | 6 172 544 | 1 : 1 new share | 2.2% | 6 172 544 | - |
| | EXM | BANCA INTERMOBILIARE ORD | 06.12.2021 | 20.12.2021 | 0.03 | 683 613 315 | 5 ord / 12 ord | 2.5% | 683 613 315 | 22.97 |
| | EGM | SG COMPANY WAR | 29.11.2021 | 16.12.2021 | - | 6 172 544 | 1 : 1 new share | 2.2% | 6 172 544 | - |
| 1 | EXM | CSP INTERNATIONAL ORD | 27.12.2021 | 21.01.2022 | 0.38 | 18 145 872 | 9 ord / 16 ord | 63.1% | 6 690 186 | 2.54 |

SCRIP RIGHT ISSUES

| N° MKT | SECURITIES | EFFECTIVE DATE | NOMINAL VALUE | | ISSUE RATE | SHARES OFFERED (number) | SHARES AFTER THE ISSUE | VALUE (eur m) |
|--------|-------------|----------------|---------------|--------|------------|-------------------------|------------------------|---------------|
| | | | BEFORE | AFTER | | | | |
| EGM | WEBSOLUTE | 05.10.2020 | 0.02 | 0.02 | 1:10 | 864 895 | 9 513 845 | 0.02 |
| EGM | RENERGETICA | 16.11.2020 | 0.1368 | 0.1368 | 1:10 | 735 098 | 8 086 098 | 0.10 |

TOTAL MONEY RAISED (eur m)

| | NUMBER | SECURITIES | | MONEY RAISED | INVESTORS | | | | |
|---|----------|--------------|--------------|--------------|---------------|----------|-----------|-------------------|----------|
| | | NEWLY ISSUED | SOLD | | SHARE-HOLDERS | PUBLIC | EMPLOYEES | INSTIT. INVESTORS | OTHER |
| YEAR 2022 - TOTAL FROM CAPITAL INCREASE | 1 | 2.5 | - | 2.5 | 2.5 | - | - | - | - |
| Euronext Milan | 1 | 2.5 | - | 2.5 | 2.5 | - | - | - | - |
| - of which Star | - | - | - | - | - | - | - | - | - |
| Euronext MIV Milan* | - | - | - | - | - | - | - | - | - |
| Euronext Growth Milan | - | - | - | - | - | - | - | - | - |
| YEAR 2022 TOTAL FROM OPVS (excluding closed-end funds) | 4 | 173.5 | 578.0 | 751.5 | - | - | - | 751.5 | - |
| Euronext Milan | 1 | 23.0 | 8.0 | 31.0 | - | - | - | 31.0 | - |
| - of which Star | - | - | - | - | - | - | - | - | - |
| Euronext MIV Milan* | - | - | - | - | - | - | - | - | - |
| Euronext Growth Milan | 3 | 150.5 | 570.0 | 720.5 | - | - | - | 720.5 | - |
| TOTAL IPO AND SPO | 4 | 173.5 | 578.0 | 751.5 | - | - | - | 751.5 | - |
| Euronext Milan | 1 | 23.0 | 8.0 | 31.0 | - | - | - | 31.0 | - |
| - of which Star | - | - | - | - | - | - | - | - | - |
| Euronext MIV Milan* | - | - | - | - | - | - | - | - | - |
| Euronext Growth Milan | 3 | 150.5 | 570.0 | 720.5 | - | - | - | 720.5 | - |
| TOTAL YEAR 2022 (excluding closed-end funds) | 5 | 176.1 | 578.0 | 754.1 | 2.5 | - | - | 751.5 | - |

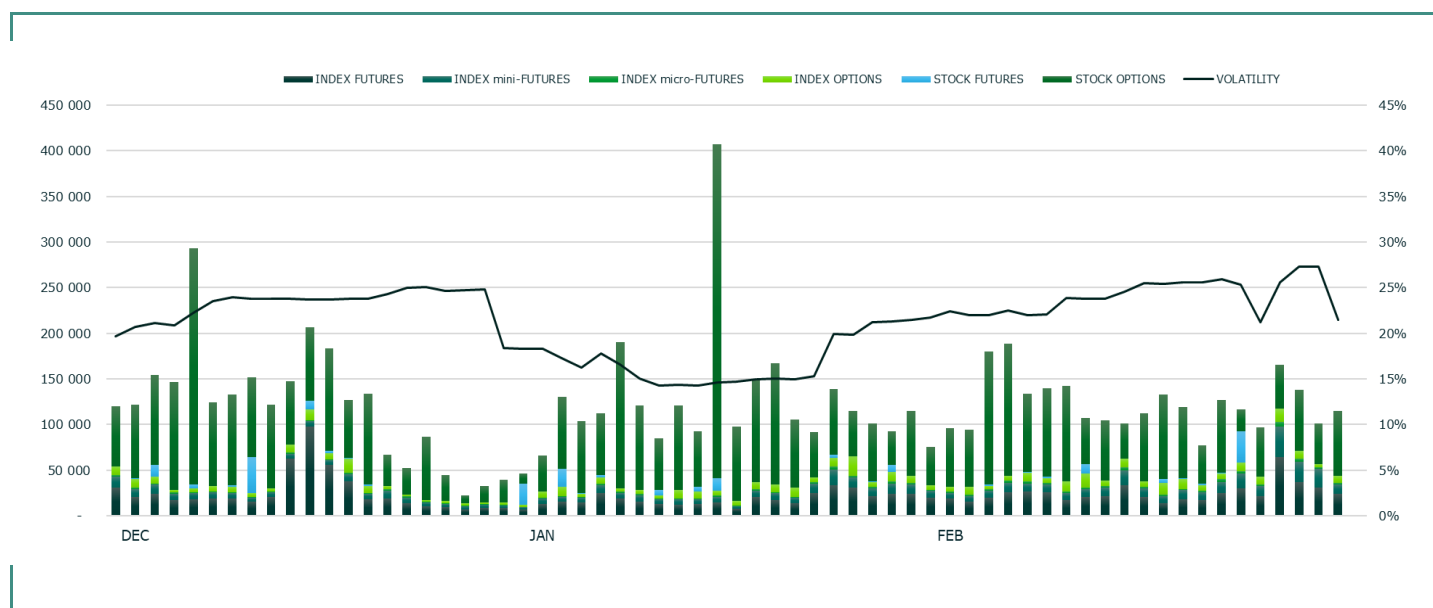
TAKEOVER BIDS

| N° BIDDER | OFFER TYPE | TARGET SHARES | OFFER PERIOD | | PRICE (eur) | SHARES | | STAKE OWNED AFTER OFFER | TURNOVER (eur m) |
|---|------------|-------------------------------------|--------------|------------|-------------|-------------|-------------|-------------------------|------------------|
| | | | FROM | TO | | REQUESTED | BOUGHT | | |
| CPI PROPERTY GROUP | MANDATORY | NOVA RE | 14.12.2020 | 22.01.2021 | 2.36 | 10 974 349 | 9 348 018 | 84.89% | 22.06 |
| IMA BidCo | MANDATORY | IMA | 14.12.2020 | 14.01.2021 | 68.00 | 13 920 441 | 10 971 409 | 98.19% | 746.06 |
| TEMISTOCLE | MANDATORY | TECHEDGE | 28.12.2020 | 22.01.2021 | 5.40 | 11 570 926 | 10 958 241 | 97.62% | 59.17 |
| ATS AUTOMATION HOLDING | VOLUNTARY | CFT | 08.02.2021 | 12.03.2021 | 4.60 | 16 026 357 | 14 864 713 | 92.75% | 68.38 |
| CREDIT AGRICOLE | VOLUNTARY | CREDITO VALTELLINESE | 30.03.2021 | 21.04.2021 | 12.50 | 68 428 903 | 62 232 666 | 91.17% | 777.91 |
| NAF 2 | VOLUNTARY | ASTM | 13.04.2021 | 10.05.2021 | 28.00 | 66 937 880 | 59 662 202 | 95.54% | 1 670.54 |
| ORIZZONTE UNO SRL | MANDATORY | ELETTRA INVESTIMENTI | 03.05.2021 | 21.05.2021 | 10.60 | 257 574 | 152 162 | 97.26% | 1.61 |
| ORIZZONTE UNO SRL | VOLUNTARY | WARR ELETTRA INVESTIMENTI 2015-2021 | 03.05.2021 | 21.05.2021 | 1.06 | 183 033 | 143 860 | 98.94% | 0.15 |
| FINPANARIA SPA | VOLUNTARY | PANARIAGROUP INDUSTRIE CERAMICHE | 10.05.2021 | 07.06.2021 | 2.00 | 11 389 406 | 5 952 693 | 95.22% | 11.91 |
| SPECIAL PACKAGING SOLUTIONS INVESTMENTS | MANDATORY | GUALA CLOSURES | 18.05.2021 | 07.06.2021 | 8.20 | 36 534 714 | 30 999 792 | 94.93% | 254.20 |
| FLY SRL | VOLUNTARY | CARRARO | 17.05.2021 | 05.07.2021 | 2.55 | 21 331 916 | 11 063 843 | 95.28% | 28.21 |
| LA VILLA SPA | MANDATORY | EUKEDOS | 21.06.2021 | 09.07.2021 | 1.17 | 5 906 743 | 4 240 251 | 92.67% | 4.96 |
| LINK MOBILITY GROUP | MANDATORY | AMM | 23.06.2021 | 13.07.2021 | 2.40 | 1 452 000 | 868 500 | 96.59% | 2.08 |
| LINK MOBILITY GROUP | VOLUNTARY | WARR AMM 2019-2022 | 23.06.2021 | 13.07.2021 | 0.80 | 146 475 | 104 427 | 71.29% | 0.08 |
| CROP DEMETRA LIMITED | MANDATORY | ISAGRO | 14.06.2021 | 02.07.2021 | 2.76 | 12 550 877 | 7 335 111 | 91.45% | 20.24 |
| CIRCULAR BIDCO | VOLUNTARY | SICIT GROUP | 14.06.2021 | 07.07.2021 | 16.80 | 22 477 712 | 19 059 525 | 84.79% | 320.20 |
| COMPAGNIE INDUSTRIALI RIUNITE | VOLUNTARY | CIR | 21.06.2021 | 29.07.2021 | 0.51 | 156 862 745 | 156 862 745 | 14.12% | 80.00 |
| CASTOR BIDCO | VOLUNTARY | CERVED GROUP | 16.07.2021 | 09.09.2021 | 10.20 | 195 274 979 | 154 073 094 | 79.97% | 1 571.55 |
| MARBLES | VOLUNTARY | RETELIT | 26.07.2021 | 01.10.2021 | 3.10 | 117 041 550 | 101 963 359 | 94.99% | 316.09 |
| BICE | MANDATORY | CDR ADVANCE CAPITAL | 06.10.2021 | 26.10.2021 | 0.00 | 20 960 154 | 11 626 202 | 58.81% | 0.04 |
| GENERALI ASSICURAZIONI | VOLUNTARY | CATTOLICA ASSICURAZIONI | 04.10.2021 | 29.10.2021 | 6.75 | 174 293 926 | 138 842 677 | 84.47% | 937.19 |
| RIMINI BIDCO SPA | MANDATORY | RENO DE MEDICI | 22.11.2021 | 17.12.2021 | 1.45 | 99 886 043 | 53 811 275 | 95.10% | 78.03 |
| FINE FOODS & PHARMACEUTICALS NTM | MANDATORY | EURO COSMETIC | 29.11.2021 | 17.12.2021 | 8.60 | 1 187 600 | 1 008 000 | 99.40% | 8.67 |
| 1 BARBIERI & TAROZZI HOLDING | VOLUNTARY | SITI B&T GROUP | 07.02.2022 | 25.02.2022 | 3.70 | 3 170 640 | 2 295 097 | 93.01% | 8.49 |

The mandatory offers on Energica Motor Company ordinary shares of is currently underway.

AAI Before unexercised preemptive right auction
 BEM Borsa Italiana Equity Market
 EGM Euronext Growth Milan
 EXM Euronext Milan

IDEM - DERIVATIVES TRADING



| | DAYS | MONTH | TURNOVER | | | | | | | OPEN INTEREST (4) NUMBER OF CONTRACTS | |
|-----------------------------|------|----------|--------------------|---------------|-----------------------|-----------|------------------|--------------------|---------------|--|----------------|
| | | | TOTAL | | | | DAILY AVERAGE | | | | |
| | | | STANDARD CONTRACTS | TRADES NUMBER | TURNOVER (1) eur m | OTHER (2) | % TOT SHARES (3) | STANDARD CONTRACTS | TRADES NUMBER | | TURNOVER eur m |
| INDEX FUTURES (5) | 41 | TOT 2022 | 895 430 | 724 784 | 118 496.2 | - | 96.3% | 21 840 | 17 678 | 2 890.2 | 90 833 |
| | 21 | JAN-2022 | 392 475 | 312 380 | 52 854.1 | - | 88.9% | 18 689 | 14 875 | 2 516.9 | 93 629 |
| | 20 | FEB-2022 | 502 955 | 412 404 | 65 642.1 | - | 103.1% | 25 148 | 20 620 | 3 282.1 | 90 833 |
| FTSE MIB INDEX miniFUTURES | 41 | TOT 2022 | 398 145 | 334 584 | 10 535.1 | - | 8.6% | 9 711 | 8 161 | 257.0 | 15 201 |
| | 21 | JAN-2022 | 156 865 | 136 809 | 4 237.2 | - | 7.1% | 7 470 | 6 515 | 201.8 | 9 598 |
| | 20 | FEB-2022 | 241 280 | 197 775 | 6 297.9 | - | 9.9% | 12 064 | 9 889 | 314.9 | 15 201 |
| FTSE MIB INDEX microFUTURES | 41 | TOT 2022 | 74 943 | 53 634 | 397.7 | - | 0.3% | 1 828 | 1 308 | 9.7 | 5 846 |
| | 21 | JAN-2022 | 31 219 | 23 250 | 168.7 | - | 0.3% | 1 487 | 1 107 | 8.0 | 3 352 |
| | 20 | FEB-2022 | 43 724 | 30 384 | 229.0 | - | 0.4% | 2 186 | 1 519 | 11.4 | 5 846 |
| FTSE MIB INDEX OPTIONS | 41 | TOT 2022 | 324 234 | 59 820 | 20 838.5 | 427.6 | 16.9% | 7 908 | 1 459 | 508.3 | 202 042 |
| | 21 | JAN-2022 | 157 157 | 26 690 | 10 273.0 | 203.8 | 17.3% | 7 484 | 1 271 | 489.2 | 195 183 |
| | 20 | FEB-2022 | 167 077 | 33 130 | 10 565.6 | 223.8 | 16.6% | 8 354 | 1 657 | 528.3 | 202 042 |
| STOCK FUTURES (6) | 41 | TOT 2022 | 117 136 | 154 | 342.9 | - | 0.3% | 2 857 | 4 | 8.4 | 149 158 |
| | 21 | JAN-2022 | 60 446 | 78 | 183.2 | - | 0.4% | 2 878 | 4 | 8.7 | 115 821 |
| | 20 | FEB-2022 | 56 690 | 76 | 159.7 | - | 0.3% | 2 835 | 4 | 8.0 | 149 158 |
| STOCK DIVIDEND FUTURES | 41 | TOT 2022 | 265 | 21 | 1.0 | - | - | 6 | 1 | 0.0 | 16 449 |
| | 21 | JAN-2022 | 206 | 9 | 0.7 | - | - | 10 | 0.4 | 0.0 | 16 428 |
| | 20 | FEB-2022 | 59 | 12 | 0.3 | - | - | 3 | 0.6 | 0.0 | 16 449 |
| STOCK OPTIONS | 41 | TOT 2022 | 3 339 281 | 79 372 | 10 987.8 | 582.3 | 9.6% | 81 446 | 1 936 | 268.0 | 5 875 857 |
| | 21 | JAN-2022 | 1 878 771 | 39 497 | 5 983.5 | 308.8 | 11.0% | 89 465 | 1 881 | 284.9 | 5 364 997 |
| | 20 | FEB-2022 | 1 460 510 | 39 875 | 5 004.3 | 273.5 | 8.4% | 73 026 | 1 994 | 250.2 | 5 875 857 |
| EQUITY DERIVATIVES TOTAL | 41 | TOT 2022 | 5 149 434 | 1 252 369 | 161 599.2 | 1 009.9 | 131.3% | 125 596 | 30 546 | 3 941.4 | 6 355 386 |
| | 21 | JAN-2022 | 2 677 139 | 538 713 | 73 700.5 | 512.6 | 124.0% | 127 483 | 25 653 | 3 509.5 | 5 799 008 |
| | 20 | FEB-2022 | 2 472 295 | 713 656 | 87 898.8 | 497.3 | 138.1% | 123 615 | 35 683 | 4 394.9 | 6 355 386 |
| ELECTRICITY FUTURES | 41 | TOT 2022 | - | - | - | - | - | - | - | - | - |
| | 21 | FEB-2022 | - | - | - | - | - | - | - | - | - |
| | 20 | FEB-2022 | - | - | - | - | - | - | - | - | - |
| WHEAT FUTURE | 41 | TOT 2022 | - | - | - | - | - | - | - | - | - |
| | 21 | JAN-2022 | - | - | - | - | - | - | - | - | - |
| | 20 | FEB-2022 | - | - | - | - | - | - | - | - | - |
| IDEM TOTAL | 41 | TOT 2022 | 5 149 434 | 1 252 369 | 161 599.22 | - | - | 125 596 | 30 546 | 3 941.4 | 6 355 386 |
| | 21 | JAN-2022 | 2 677 139 | 538 713 | 73 700.46 | - | - | 127 483 | 25 653 | 3 509.5 | 5 799 008 |
| | 20 | FEB-2022 | 2 472 295 | 713 656 | 87 898.76 | - | - | 123 615 | 35 683 | 4 394.9 | 6 355 386 |

(1) The notional turnover is computed as the product of contracts number, price and index multiplier for index futures; contracts number, price and size multiplier for stock futures; contracts number, strike prices and index multiplier for index options; contracts number, price and size multiplier for stock options.

(2) Premium in euro million for options and equity derivatives total; traded MWH for electricity future, tons for wheat future.

(3) As percentage on shares turnover (total shares for Index derivatives and Idem total; shares with underlying listed on Borsa Italiana for stock futures and stock options).

(4) Gross figures for Open positions at the end of period.

(5) Includes data for FTSE MIB index futures, FTSE MIB index dividend futures and FTSE PIR PMI index futures.

(6) Includes data for European stock futures.

Additional Information:

This publication uses only electronic trading data (daily and after hours sessions).

Shares of foreign companies, which are exclusively listed on Borsa Italiana and on no other European Exchange, are considered Domestic Companies Capitalisation, included in the Domestic and in the Domestic Trading figures.

* Euronext MIV Milan figures include Investment Companies, SPAC and FIA.

There were 20 trading days in February 2022 and 20 trading days in February 2021 on Borsa Italiana.

There were 41 trading days in the period January - February 2022 and 40 trading days in the period January - February 2021.

2nd March 2022 - 15:00

Markets Analysis
Piazza degli Affari, 6 - 20123 Milano
T +39 02 724261 | Fax +39 02 8646.4323
e-mail: markets_analysis@borsaitaliana.it
www.borsaitaliana.it

This publication is for information purposes only and is not a recommendation to engage in investment activities. This publication is provided "as is" without representation or warranty of any kind. Whilst all reasonable care has been taken to ensure the accuracy of the content, Euronext does not guarantee its accuracy or completeness. Euronext will not be held liable for any loss or damages of any nature ensuing from using, trusting or acting on information provided. No information set out or referred to in this publication shall form the basis of any contract. The creation of rights and obligations in respect of financial products that are traded on the exchanges operated by Euronext's subsidiaries shall depend solely on the applicable rules of the market operator. All proprietary rights and interest in or connected with this publication shall vest in Euronext. No part of it may be redistributed or reproduced in any form without the prior written permission of Euronext. Euronext disclaims any duty to update this information. Euronext refers to Euronext N.V. and its affiliates. Information regarding trademarks and intellectual property rights of Euronext is located at www.euronext.com/terms-use.



© 2022 Euronext N.V. - All rights reserved