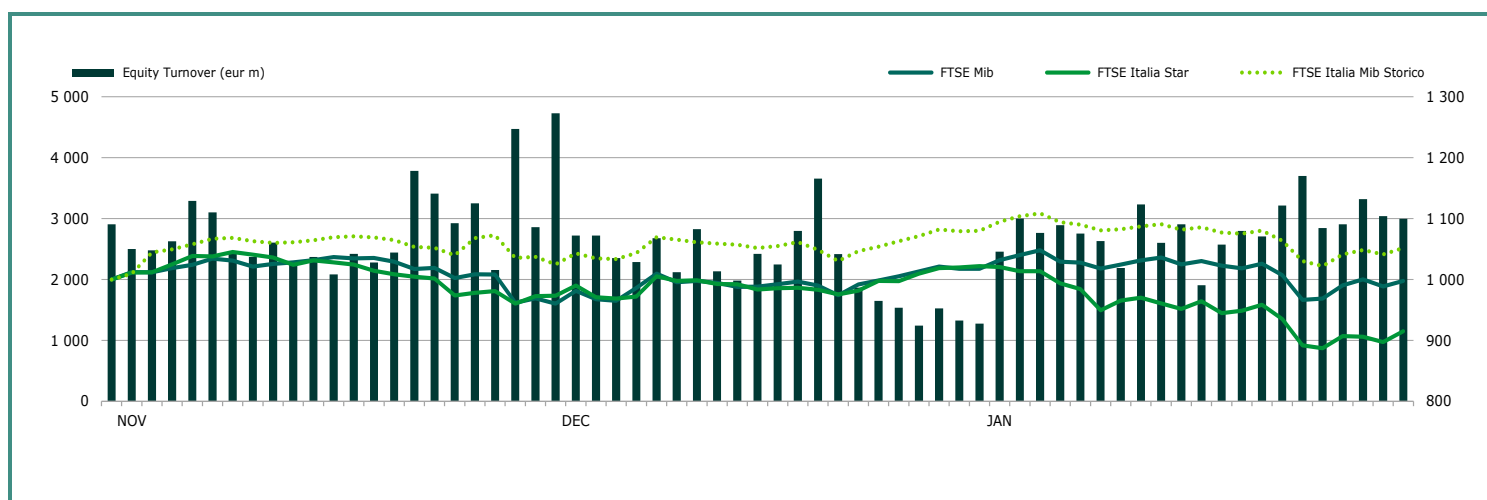


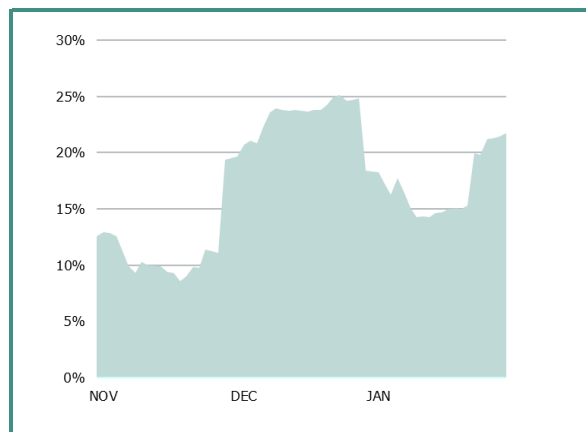
EQUITY DAILY TURNOVER AND MAIN INDICES (base = 1000 29.10.2021)



STOCK INDICES

	30 DEC 2021	31 JAN 2022	Var. % MoM	Volatility JAN 2022
FTSE Italia Mib Storico	25 884	25 211	-2.6%	18.1%
FTSE Mib	27 347	26 814	-1.9%	22.5%
FTSE Italia Star	64 565	57 816	-10.5%	28.4%
FTSE Italia PIR PMI TR	36 594	34 179	-6.6%	25.1%
FTSE Italia Brands	21 985	20 874	-5.1%	29.0%

FTSE MIB VOLATILITY



TRADING - DAILY AVERAGE

	JANUARY 2021		JANUARY 2022	
	Trades Number	Turnover eur m	Trades Number	Turnover eur m
Shares	342 448	2 341.8	347 036	2 829.8
Securitized Derivatives	10 582	76.6	10 131	74.8
ETFplus	40 196	535.3	42 219	577.4
Fixed Income	12 766	806.2	9 939	421.1

(*) Indicators are related to turnover figures.

LISTING

	30 DEC 2020	30 DEC 2021	31 JAN 2022
Euronext Milan Domestic	235	229	230
of which STAR	75	73	73
Euronext Milan Foreign	3	3	3
of which STAR	1	1	1
Euronext MIV Milan *	1	1	1
Global Equity Market	87	87	87
Euronext Growth Milan	138	174	174
Listed Companies Total	464	494	495
Warrant	76	72	72
MIV Closed End Funds	12	11	11
ATFund	94	86	86
ETF	1 116	1 260	1 274
ETC\ETN	218	222	236
ETFplus Total	1 334	1 482	1 510
Securitized Derivatives	9 678	11 985	14 772
Convertibles Bonds	11	7	7
Mot - Government Bonds	152	158	160
Mot - Bonds	79	57	55
Mot - Eurobonds and ABSs	1 084	1 169	1 166
MOT Total	1 315	1 384	1 381
Extramot	814	638	629
Fixed Income Total	2 129	2 022	2 010

MOST TRADED SHARES IN THE MONTH

Shares	Mkt	Turnover eur m	% TOT
Unicredit	EXM	5 973.4	10.1%
Intesa Sanpaolo	EXM	5 810.3	9.8%
Stellantis	EXM	5 557.2	9.4%
Eni	EXM	4 915.1	8.3%
Enel	EXM	4 227.7	7.1%

BEST PERFORMANCES IN THE MONTH

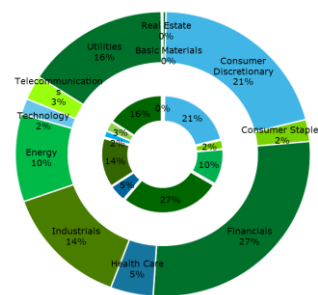
Shares	Mkt	Var. % MoM	Var % 2020 end
Eprice	EXM	59.8%	59.8%
Tesmec	EXM	57.8%	57.8%
Sourcesense	EGM	30.6%	30.6%
Fope	EGM	27.0%	27.0%
Ambromobiliare	EGM	24.0%	24.0%

Performances are computed with no-rounded official prices.
Performance is not included for shares not listed at 2021 end or unlimited suspended at January 2022 end or at 2021 end.

CAPITALISATION

Domestic Companies Capitalisation (eur m)	30 DEC 2020	30 DEC 2021	31 JAN 2022
Euronext Milan	600 448	757 647.1	739 847.7
of which STAR	47 885	67 689	60 439
Euronext MIV Milan *	204	195.3	191.5
Euronext Growth Milan	5 854	11 519	10 994
Total	606 505	769 362	751 034
Capitalisation (% GDP)			
Euronext Milan	36.4%	43.2%	40.3%
of which STAR	2.9%	3.9%	3.3%
Total	36.7%	43.8%	40.9%
Capitalisation (% Tot.)			
FTSE MIB Shares	80.6%	80.1%	80.7%

Capitalization is computed with no-rounded official prices.

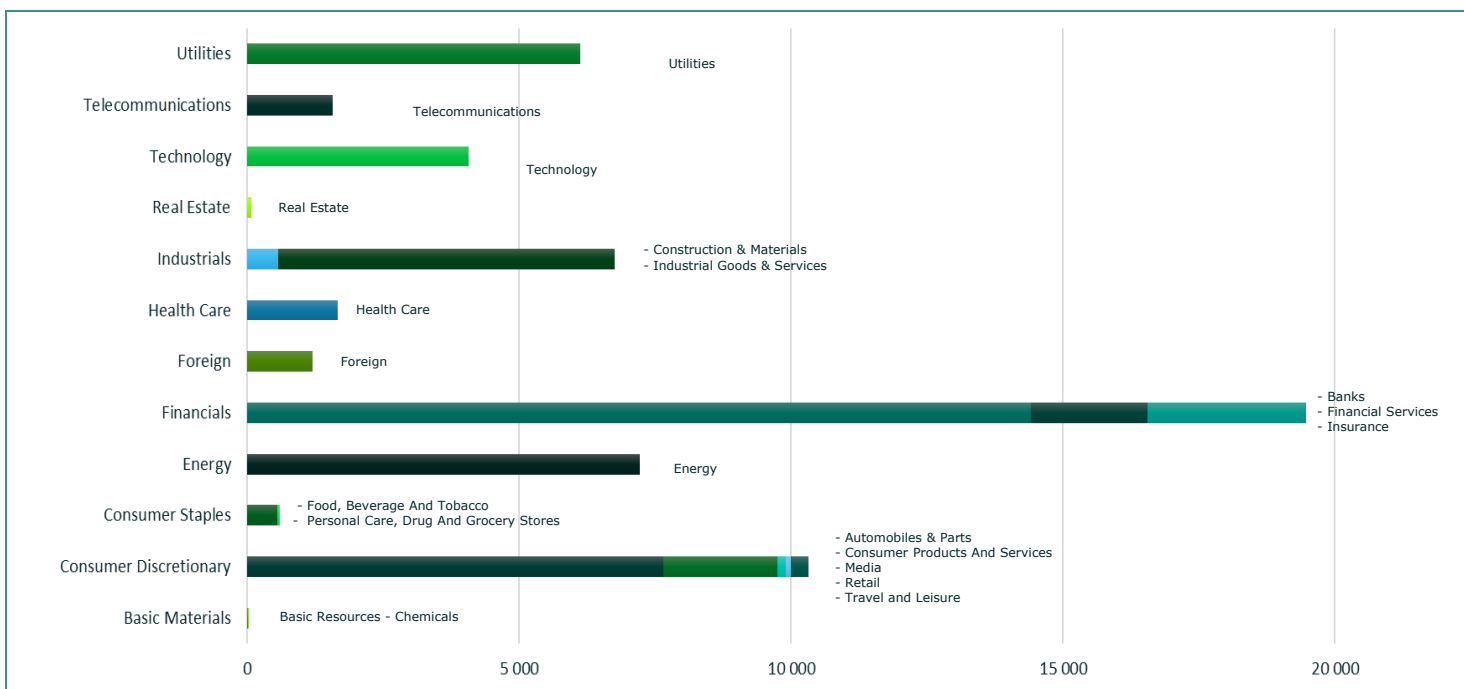


Note: internal chart: capitalisation on 30.12.2021;
external chart: capitalisation on 31.01.2022.

TRADING

SHARES	JANUARY 2021		JANUARY 2022		Other Instruments	JANUARY 2021		JANUARY 2022	
	Trades Number	Turnover eur m	Trades Number	Turnover eur m		Trades Number	Turnover eur m	Trades Number	Turnover eur m
Euronext Milan Domestic	6 406 754	43 300.9	6 696 395	54 327.5	SeDex	211 632	1 532.1	212 760	1 570.9
of which STAR	601 348	1 958.4	779 932	2 697.5	Warrant	10 617	15.7	10 412	13.5
Euronext Milan Foreign	238 108	2 357.6	336 484	3 546.0	MIV Closed End Funds	1 433	3.2	1 292	4.5
of which STAR	3 968	20.1	4 285	18.8	ATFund	141	11.2	93	6.1
Euronext MIV Milan *	13	0.1	6	2.1	ETF	608 068	8 659.9	628 458	9 354.1
Global Equity Market	95 672	894.2	121 822	1 195.8	ETC\ETN	195 861	2 045.5	258 141	2 772.1
Euronext Growth Milan	108 415	282.7	133 040	355.0	ETFplus	803 929	10 705.3	886 599	12 126.2
Total	6 848 962	46 835.6	7 287 747	59 426.3	Convertible Bonds	433	2.2	193	1.0
FTSE MIB Shares					Subscription rights	345	0.1	960	0.2
% Shares Total	76.1%	88.7%	72.8%	88.1%	Mot - Government Bonds	207 955	15 291.4	165 878	8 216.7
					Mot - Bonds	8 632	139.8	4 560	58.8
					Mot - Eurobonds and ABSs	37 953	659.5	37 927	542.6
					ExtraMOT	777	32.6	355	24.8
					Fixed Income Total	255 317	16 123.3	208 720	8 842.9

INDUSTRY/SUPERSECTOR TURNOVER (eur m)



NEW LISTINGS

RECENT EVENTS

ISSUER	MKT	SEGM	SHARES	FIRST TRADING DAY	EVENT	1st DAY CAPITALISATION (eur m)	LISTING SPONSOR (EURONEXT GROWTH ADVISOR for EGM)
International Care Company	EGM	...	0	08.12.2021	IPO	13.70	Integrae SIM
Svas Biosana	EGM	...	0	09.12.2021	IPO	80.68	Banca Profilo
Mfe A	EXM	...	0	13.12.2021	Attribution of shares to MFE B shareholders	1 216.06	...
S.I.F. Italia	EGM	...	0	16.12.2021	IPO	18.30	Banca Finnat Euramerica
Sababa Security	EGM	...	0	17.12.2021	IPO	25.71	CFO SIM
Estrima	EGM	...	0	20.12.2021	IPO	14.55	Equita SIM
Lindbergh	EGM	...	0	20.12.2021	IPO	15.91	Integrae SIM
Homizy	EGM	Professional	0	21.12.2021	IPO	50.97	Bestinver SV S.A. - Succursale Italiana
Directa Sim	EGM	...	0	22.12.2021	IPO	57.20	EnVent Capital Markets
Iscc Fintech	EGM	...	0	22.12.2021	IPO	80.95	Integrae SIM
Star7	EGM	...	0	23.12.2021	IPO	63.22	Alantra Capital Markets S.V. S.A.U. - Succursale Italiana
Finanza.tech	EGM	...	0	29.12.2021	IPO	23.25	Integrae SIM
Iveco Group	EXM	...	0	03.01.2022	Demerger of CNH Industrial N.V. in favour of Iveco Group N.V.	2 729.11	Intesa Sanpaolo S.p.A. Unicredit Bank AG - Succursale di Milano

NEWLY ADMITTED COMPANIES (THROUGH IPoS, SPoS AND INSTITUTIONAL PLACINGS)

Security:	HOMIZY		Total		of which public	of which institutional
Offer period:	Offered shares:	max	1 860 000	min - max	1 860 000
	21.12.2021	Greenshoe:	max	-	-	-
Offer price:	5.40	Requested shares:
Bookbuilding range:-....	Allotted shares:	1 860 000	1 860 000
Minimum lot:	- of which greenshoe:	-	-	-
Placed stake:	18.2%	Capital raised (ML euro):	10.04	10.04
		- from newly issued shares:	10.04
Blt alphabetical code:					
Bloomberg code:	Market and segment:	EURONEXT GROWTH MILAN - Professional		
Reuters code:	Sector:		

Security:	DIRECTA SIM		Total		of which public	of which institutional
Offer period:	Offered shares:	max	2 250 000	min - max	2 250 000
	22.12.2021	Greenshoe:	max	-	-	-
Offer price:	3.00	Requested shares:
Bookbuilding range:-....	Allotted shares:	2 250 000	2 250 000
Minimum lot:	- of which greenshoe:	-	-	-
Placed stake:	13.6%	Capital raised (ML euro):	6.75	6.75
		- from newly issued shares:	4.50
Blt alphabetical code:					
Bloomberg code:	Market and segment:	EURONEXT GROWTH MILAN -		
Reuters code:	Sector:		

Security:	ISCC FINTECH		Total		of which public	of which institutional
Offer period:	Offered shares:	max	2 900 000	min - max	2 900 000
	22.12.2021	Greenshoe:	max	300 000	-	-
Offer price:	5.00	Requested shares:
Bookbuilding range:-....	Allotted shares:	3 200 000	3 200 000
Minimum lot:	- of which greenshoe:	300 000	-	300 000
Placed stake:	24.8%	Capital raised (ML euro):	16.00	16.00
		- from newly issued shares:	14.50
Blt alphabetical code:					
Bloomberg code:	Market and segment:	EURONEXT GROWTH MILAN -		
Reuters code:	Sector:		

Security:	STAR7		Total		of which public	of which institutional
Offer period:	Offered shares:	max	1 820 000	min - max	1 820 000
	23.12.2021	Greenshoe:	max	-	-	-
Offer price:	8.25	Requested shares:
Bookbuilding range:-....	Allotted shares:	1 820 000	1 820 000
Minimum lot:	- of which greenshoe:	-	-	-
Placed stake:	25.2%	Capital raised (ML euro):	15.02	15.02
		- from newly issued shares:	8.83
Blt alphabetical code:					
Bloomberg code:	Market and segment:	EURONEXT GROWTH MILAN -		
Reuters code:	Sector:		

Security:	FINANZA.TECH		Total		of which public	of which institutional
Offer period:	Offered shares:	max	2 915 000	min - max	2 915 000
	29.12.2021	Greenshoe:	max	417 000	-	-
Offer price:	1.20	Requested shares:
Bookbuilding range:-....	Allotted shares:	3 332 000	3 332 000
Minimum lot:	- of which greenshoe:	417 000	-	417 000
Placed stake:	25.0%	Capital raised (ML euro):	4.00	4.00
		- from newly issued shares:	4.00
Blt alphabetical code:					
Bloomberg code:	Market and segment:	EURONEXT GROWTH MILAN -		
Reuters code:	Sector:		

RIGHT ISSUES

N° MKT	SEGM	SECURITIES	OPTION RIGHTS TRADING PERIOD		OFFER PRICE	OFFERED SHARES	ISSUE RATE	UNEXERCISED PREEMPTIVE RIGHTS (%)	ALLOTTED SHARES	CAPITAL RAISED (eur m)
			FROM	TO						
EXM	-	AUTOGRILL ORD	14.06.2021	29.06.2021	4.59	130 633 542	13 ord / 25 ord	0.8%	130 633 542	599.61
EGM	-	CLEANBNB ORD	28.06.2021	16.07.2021	1.20	1 657 330	5 ord / 21 ord	11.4%	1 655 915	1.99
EGM	-	UCAPITAL24 ORD	05.07.2021	22.07.2021	1.26	634 920	3 ord / 20 ord	61.1%	634 920	0.80
EGM	-	UCAPITAL24 WAR	05.07.2021	22.07.2021	-	634 920	1 : 1 new share	61.1%	634 920	-
EXM	-	OVS ORD	12.07.2021	26.07.2021	1.25	63 923 470	13 ord / 46 ord	3.4%	63 923 470	79.90
EGM	-	DIGITAL MAGICS ORD	27.09.2021	15.10.2021	3.65	2 181 438	2 ord / 7 ord	15.0%	2 181 438	7.96
EGM	-	ASKOLL EVA ORD	04.10.2021	21.10.2021	1.13	6 875 955	5 ord / 14 ord	34.6%	5 842 305	6.60
EXM	-	SAFILO GROUP ORD	11.10.2021	28.10.2021	0.98	137 851 923	1 ord / 2 ord	0.6%	137 851 923	134.96
EXM	-	JUVENTUS FOOTBALL CLUB ORD	29.11.2021	16.12.2021	0.33	1 197 226 782	9 ord / 10 ord	8.2%	1 197 226 782	399.87
EGM	-	SG COMPANY ORD	29.11.2021	16.12.2021	0.20	6 172 544	1 ord / 4 ord	2.2%	6 172 544	1.23
EGM	-	SG COMPANY WAR	29.11.2021	16.12.2021	-	6 172 544	1 : 1 new share	2.2%	6 172 544	-
EXM	-	BANCA INTERMOBILIARE ORD	06.12.2021	20.12.2021	0.03	683 613 315	5 ord / 12 ord	2.5%	683 613 315	22.97
EGM	-	SG COMPANY WAR	29.11.2021	16.12.2021	-	6 172 544	1 : 1 new share	2.2%	6 172 544	-
1 EXM	-	CSP INTERNATIONAL ORD	27.12.2021	21.01.2022	0.38	18 145 872	9 ord / 16 ord	63.1%	6 690 186	2.54

SCRIP RIGHT ISSUES

N° MKT	SECURITIES	EFFECTIVE DATE	NOMINAL VALUE		ISSUE RATE	SHARES OFFERED (number)	SHARES AFTER THE ISSUE	VALUE (eur m)
			BEFORE	AFTER				
EGM	WEBSOLUTE	05.10.2020	0.02	0.02	1:10	864 895	9 513 845	0.02
EGM	RENERGETICA	16.11.2020	0.1368	0.1368	1:10	735 098	8 086 098	0.10

TOTAL MONEY RAISED (eur m)

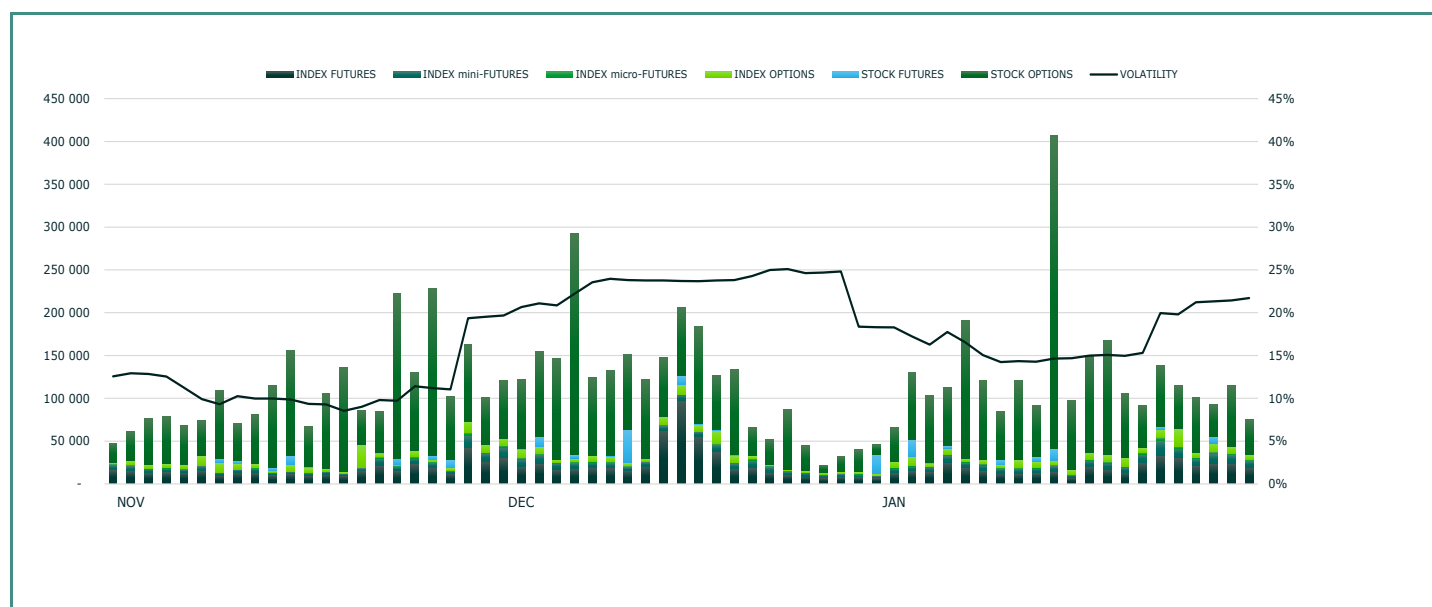
	NUMBER	SECURITIES		MONEY RAISED	SHARE-HOLDERS	INVESTORS				
		NEWLY ISSUED	SOLD			PUBLIC	EMPLOYEES	INSTIT. INVESTORS	OTHER	
YEAR 2022 - TOTAL FROM CAPITAL INCREASE	1		2.5	-	2.5	2.5	-	-	-	-
Euronext Milan	1		2.5	-	2.5	-	-	-	-	-
- of which Star	-		-	-	-	-	-	-	-	-
Euronext MIV Milan*	-		-	-	-	-	-	-	-	-
Euronext Growth Milan	-		-	-	-	-	-	-	-	-
YEAR 2022 TOTAL FROM OPVS (excluding closed-end fund)	-		-	-	-	-	-	-	-	-
Euronext Milan	-		-	-	-	-	-	-	-	-
- of which Star	-		-	-	-	-	-	-	-	-
Euronext MIV Milan*	-		-	-	-	-	-	-	-	-
Euronext Growth Milan	-		-	-	-	-	-	-	-	-
TOTAL IPO AND SPO	-		-	-	-	-	-	-	-	-
Euronext Milan	-		-	-	-	-	-	-	-	-
- of which Star	-		-	-	-	-	-	-	-	-
Euronext MIV Milan*	-		-	-	-	-	-	-	-	-
Euronext Growth Milan	-		-	-	-	-	-	-	-	-
TOTAL YEAR 2022 (excluding closed-end funds)	1		2.5	-	2.5	2.5	-	-	-	-

TAKEOVER BIDS

N° BIDDER	OFFER TYPE	TARGET SHARES	OFFER PERIOD		PRICE (eur)	SHARES		STAKE OWNED AFTER OFFER	TURNOVER (eur m)
			FROM	TO		REQUESTED	BOUGHT		
CPI PROPERTY GROUP	MANDATORY	NOVA RE	14.12.2020	22.01.2021	2.36	10 974 349	9 348 018	84.89%	22.06
IMA BidCo	MANDATORY	IMA	14.12.2020	14.01.2021	68.00	13 920 441	10 971 409	98.19%	746.06
TEMISTOCLE	MANDATORY	TECHEDGE	28.12.2020	22.01.2021	5.40	11 570 926	10 958 241	97.62%	59.17
ATS AUTOMATION HOLDING	VOLUNTARY	CFT	08.02.2021	12.03.2021	4.60	16 026 357	14 864 713	92.75%	68.38
CREDIT AGRICOLE	VOLUNTARY	CREDITO VALTELLINESE	30.03.2021	21.04.2021	12.50	68 428 903	62 232 666	91.17%	777.91
NAF 2	VOLUNTARY	ASTM	13.04.2021	10.05.2021	28.00	66 937 880	59 662 202	95.54%	1 670.54
ORIZZONTE UNO SRL	MANDATORY	ELETTRA INVESTIMENTI	03.05.2021	21.05.2021	10.60	257 574	152 162	97.26%	1.61
ORIZZONTE UNO SRL	VOLUNTARY	WARR ELETTRA INVESTIMENTI 2015-2021	03.05.2021	21.05.2021	1.06	183 033	143 860	98.94%	0.15
FINPANARIA SPA	VOLUNTARY	PANARIAGROUP INDUSTRIE CERAMICHE	10.05.2021	07.06.2021	2.00	11 389 406	5 952 693	95.22%	11.91
SPECIAL PACKAGING SOLUTIONS INVESTMENTS	MANDATORY	GUALA CLOSURES	18.05.2021	07.06.2021	8.20	36 534 714	30 999 792	94.93%	254.20
FLY SRL	VOLUNTARY	CARRARO	17.05.2021	05.07.2021	2.55	21 331 916	11 063 843	95.28%	28.21
LA VILLA SPA	MANDATORY	EUKEDOS	21.06.2021	09.07.2021	1.17	5 906 743	4 240 251	92.67%	4.96
LINK MOBILITY GROUP	MANDATORY	AMM	23.06.2021	13.07.2021	2.40	1 452 000	868 500	96.59%	2.08
LINK MOBILITY GROUP	VOLUNTARY	WARR AMM 2019-2022	23.06.2021	13.07.2021	0.80	146 475	104 427	71.29%	0.08
CROP DEMETRA LIMITED	MANDATORY	ISAGRO	14.06.2021	02.07.2021	2.76	12 550 877	7 335 111	91.45%	20.24
CIRCULAR BIDCO	VOLUNTARY	SICIT GROUP	14.06.2021	07.07.2021	16.80	22 477 712	19 059 525	84.79%	320.20
COMPAGNIE INDUSTRIALI RIUNITE	VOLUNTARY	CIR	21.06.2021	29.07.2021	0.51	156 862 745	156 862 745	14.12%	80.00
CASTOR BIDCO	VOLUNTARY	CERVED GROUP	16.07.2021	09.09.2021	10.20	195 274 979	154 073 094	79.97%	1 571.55
MARBLES	VOLUNTARY	RETELIT	26.07.2021	01.10.2021	3.10	117 041 550	101 963 359	94.99%	316.09
BICE	MANDATORY	CDR ADVANCE CAPITAL	06.10.2021	26.10.2021	0.00	20 960 154	11 626 202	58.81%	0.04
GENERALI ASSICURAZIONI	VOLUNTARY	CATTOLICA ASSICURAZIONI	04/10/2021	29/10/2021	6.75	174 293 926	138 842 677	84.47%	937.19
RIMINI BIDCO SPA	MANDATORY	RENO DE MEDICI	22/11/2021	17/12/2021	1.45	99 886 043	53 811 275	95.10%	78.03
FINE FOODS & PHARMACEUTICALS NTM	MANDATORY	EURO COSMETIC	29/11/2021	17/12/2021	8.60	1 187 600	1 008 000	99.40%	8.67

AAI Before unexercised preemptive right auction
BEM Borsa Italiana Equity Market
EGM Euronext Growth Milan
EXM Euronext Milan

IDEM - DERIVATIVES TRADING



	DAYS	MONTH	TURNOVER							OPEN INTEREST (4)	
			TOTAL			DAILY AVERAGE					
			STANDARD CONTRACTS	TRADES NUMBER	TURNOVER (1) eur m	OTHER (2)	% TOT SHARES (3)	STANDARD CONTRACTS	TRADES NUMBER		TURNOVER eur m
INDEX FUTURES (5)	256	TOT 2021	5 200 637	3 571 629	640 920.6	-	104.5%	20 315	13 952	2 503.6	91 760
		21 DEC 2021	508 169	277 481	67 419.4	-	147.3%	24 199	13 213	3 210.4	91 760
		21 JAN-2022	392 475	312 380	52 854.1	-	88.9%	18 689	14 875	2 516.9	93 629
FTSE MIB INDEX miniFUTURES	256	TOT 2021	1 415 677	1 224 513	35 043.2	-	5.7%	5 530	4 783	136.9	5 688
		21 DEC 2021	119 376	103 732	3 167.6	-	6.9%	5 685	4 940	150.8	5 688
		21 JAN-2022	156 865	136 809	4 237.2	-	7.1%	7 470	6 515	201.8	9 598
FTSE MIB INDEX microFUTURES	256	TOT 2021	233 872	165 893	1 165.5	-	0.2%	914	648	4.6	1 776
		21 DEC 2021	23 099	17 078	122.6	-	0.3%	1 100	813	5.8	1 776
		21 JAN-2022	31 219	23 250	168.7	-	0.3%	1 487	1 107	8.0	3 352
FTSE MIB INDEX OPTIONS	256	TOT 2021	1 650 789	278 979	99 133.4	1 805.2	16.2%	6 448	1 090	387.2	153 791
		21 DEC 2021	114 310	23 252	7 332.1	140.4	16.0%	5 443	1 107	349.1	153 791
		21 JAN-2022	157 157	26 690	10 273.0	203.8	17.3%	7 484	1 271	489.2	195 183
STOCK FUTURES (6)	256	TOT 2021	1 220 887	668	3 274.5	-	0.6%	4 769	3	12.8	108 596
		21 DEC 2021	95 068	54	240.7	-	0.6%	4 527	3	11.5	108 596
		21 JAN-2022	60 446	78	183.2	-	0.4%	2 878	4	8.7	115 821
STOCK DIVIDEND FUTURES	256	TOT 2021	84 954	184	46.9	-	-	332	1	0.2	16 228
		21 DEC 2021	45	5	0.2	-	-	2	0	0.0	16 228
		21 JAN-2022	206	9	0.7	-	-	10	0.4	0.0	16 428
STOCK OPTIONS	256	TOT 2021	15 213 345	380 461	49 878.4	2 444.9	8.8%	59 427	1 486	194.8	4 571 995
		21 DEC 2021	1 575 088	28 828	4 385.9	195.9	10.3%	75 004	1 373	208.9	4 571 995
		21 JAN-2022	1 878 771	39 497	5 983.5	308.8	11.0%	89 465	1 881	284.9	5 364 997
EQUITY DERIVATIVES TOTAL	256	TOT 2021	25 020 161	5 622 327	829 462.6	4 250.1	135.3%	97 735	21 962	3 240.1	4 949 834
		21 DEC 2021	2 435 155	450 430	82 668.6	336.2	180.6%	115 960	21 449	3 936.6	4 949 834
		21 JAN-2022	2 677 139	538 713	73 700.5	512.6	124.0%	127 483	25 653	3 509.5	5 799 008
ELECTRICITY FUTURES	256	TOT 2021	-	-	-	-	-	-	-	-	-
		21 DEC 2021	-	-	-	-	-	-	-	-	-
		21 JAN-2022	-	-	-	-	-	-	-	-	-
WHEAT FUTURE	256	TOT 2021	-	-	-	-	-	-	-	-	-
		21 DEC 2021	-	-	-	-	-	-	-	-	-
		21 JAN-2022	-	-	-	-	-	-	-	-	-
IDEM TOTAL	256	TOT 2021	25 020 161	5 622 327	829 462.61	-	-	97 735	21 962	3 240.1	4 949 834
		21 DEC 2021	2 435 155	450 430	82 668.59	-	-	115 960	21 449	3 936.6	4 949 834
		21 JAN-2022	2 677 139	538 713	73 700.46	-	-	127 483	25 653	3 509.5	5 799 008

(1) The notional turnover is computed as the product of contracts number, price and index multiplier for index futures; contracts number, price and size multiplier for stock futures; contracts number, strike prices and index multiplier for index options; contracts number, price and size multiplier for stock options.

(2) Premium in euro million for options and equity derivatives total; traded MWH for electricity future, tons for wheat future.

(3) As percentage on shares turnover (total shares for Index derivatives and Idem total; shares with underlying listed on Borsa Italiana for stock futures and stock options).

(4) Gross figures for Open positions at the end of period.

(5) Includes data for FTSE MIB index futures, FTSE MIB index dividend futures and FTSE PIR PMI index futures.

(6) Includes data for European stock futures.

Additional Information:

This publication uses only electronic trading data (daily and after hours sessions).

Shares of foreign companies, which are exclusively listed on Borsa Italiana and on no other European Exchange, are considered Domestic Companies Capitalisation, included in the Domestic and in the Domestic Trading figures.

* Euronext MIV Milan figures include Investment Companies, SPAC and FIA.

There were 21 trading days in January 2022 and 20 trading days in January 2021 on Borsa Italiana.

4th Feb 2022 - 14:30

Markets Analysis
Piazza degli Affari, 6 - 20123 Milano
T +39 02 724261 | Fax +39 02 8646.4323
e-mail: markets_analysis@borsaitaliana.it
www.borsaitaliana.it

This publication is for information purposes only and is not a recommendation to engage in investment activities. This publication is provided "as is" without representation or warranty of any kind. Whilst all reasonable care has been taken to ensure the accuracy of the content, Euronext does not guarantee its accuracy or completeness. Euronext will not be held liable for any loss or damages of any nature ensuing from using, trusting or acting on information provided. No information set out or referred to in this publication shall form the basis of any contract. The creation of rights and obligations in respect of financial products that are traded on the exchanges operated by Euronext's subsidiaries shall depend solely on the applicable rules of the market operator. All proprietary rights and interest in or connected with this publication shall vest in Euronext. No part of it may be redistributed or reproduced in any form without the prior written permission of Euronext. Euronext disclaims any duty to update this information. Euronext refers to Euronext N.V. and its affiliates. Information regarding trademarks and intellectual property rights of Euronext is located at www.euronext.com/terms-use.

