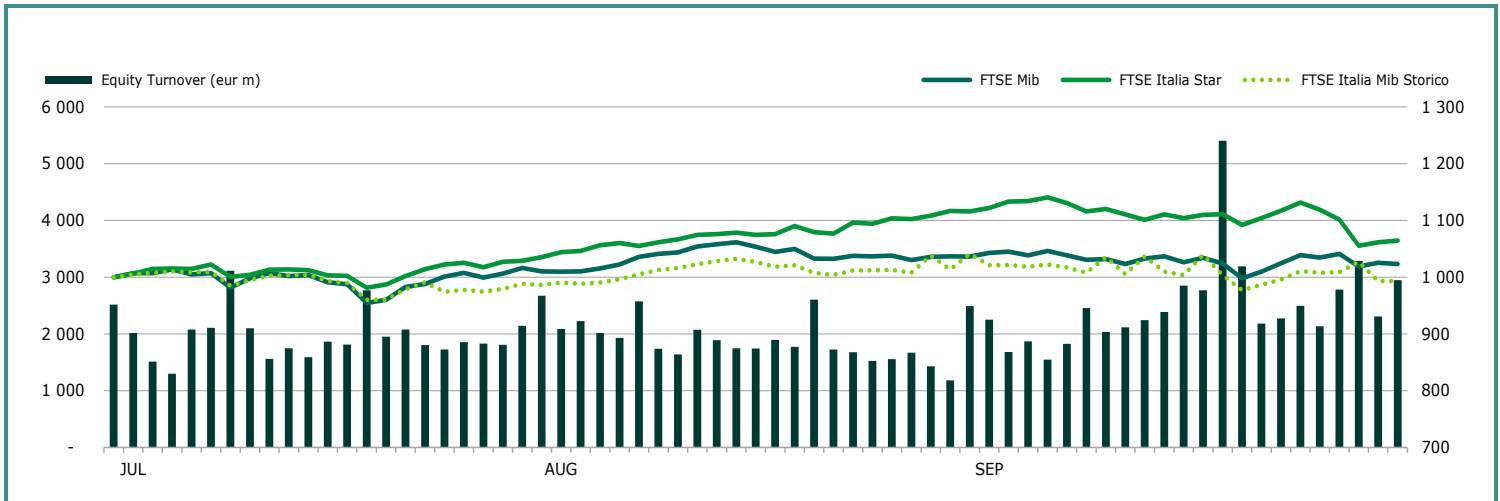


MONTHLY UPDATE

September 2021

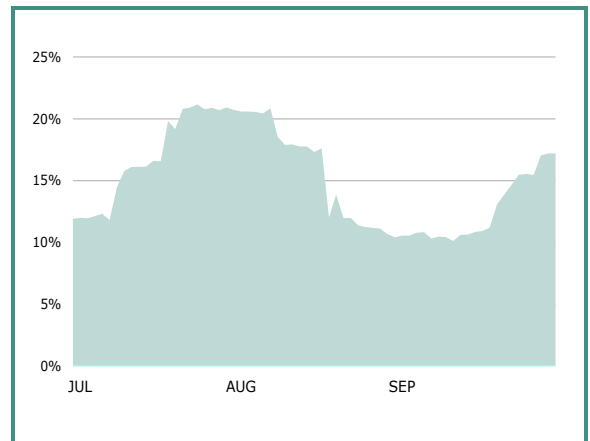
EQUITY DAILY TURNOVER AND MAIN INDICES (base = 1000 30.06.2021)



STOCK INDICES

	31 AUG 2021	30 SEP 2021	Var. % MoM	Var. % 2020 end	Volatility SEP 2021
FTSE Italia Mib Storico	24 100	22 993	-4.6%	13.2%	32.5%
FTSE Mib	26 009	25 684	-1.3%	15.5%	17.4%
FTSE Italia Star	62 361	59 488	-4.6%	33.3%	20.9%
FTSE Italia PIR PMI TR	36 407	35 081	-3.6%	29.3%	15.5%
FTSE Italia Brands	20 044	20 081	0.2%	30.3%	17.3%

FTSE MIB VOLATILITY



TRADING - DAILY AVERAGE

	(*)	JAN-SEP 2020		JAN-SEP 2021		SEP 2021	
		Trades Number	Turnover eur m	Trades Number	Turnover eur m	Trades Number	Turnover eur m
Shares	▼	350 002	2 423.3	328 544	2 346.8	336 490	2 502.2
Securitized Derivatives	▼	11 208	74.2	8 999	69.0	8 692	69.3
ETFplus	▼	35 569	534.9	33 160	467.9	29 040	407.3
Fixed Income	▼	16 343	809.8	11 867	627.7	12 004	558.5

(*) Indicators are related to turnover figures.

LISTING

	30 DEC 2020	31 AUG 2021	30 SEP 2021
MTA Domestic	235	230	230
of which STAR	75	75	75
MTA Foreign	3	3	3
of which STAR	1	1	1
MIV *	1	1	1
Global Equity Market	87	87	87
AIM Italia - MAC	138	153	153
Listed Companies Total	464	474	474
Warrant	76	68	68
MIV Closed End Funds	12	11	11
ATFund	94	90	87
ETF	1 116	1 201	1 213
ETC\ETN	218	224	221
ETFplus Total	1 334	1 425	1 434
Securitized Derivatives	9 678	14 232	13 460
Convertibles Bonds	11	9	9
Mot - Government Bonds	152	160	159
Mot - Bonds	79	64	61
Mot - Eurobonds and ABSs	1 084	1 165	1 162
MOT Total	1 315	1 389	1 382
Extramot	814	657	643
Fixed Income Total	2 129	2 046	2 025

MOST TRADED SHARES IN THE MONTH

Shares	Mkt	Turnover eur m	% TOT
Stellantis	MTA	6 059.0	11.0%
Enel	MTA	5 106.6	9.3%
Eni	MTA	4 976.1	9.0%
Intesa Sanpaolo	MTA	4 742.7	8.6%
Unicredit	MTA	4 469.1	8.1%

BEST PERFORMANCES IN THE MONTH

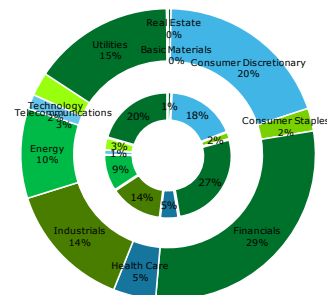
Shares	Mkt	Var. % MoM	Var % 2020 end
Eukedos	MTA	98.6%	114.2%
Websolute	AIMMA	93.7%	160.5%
Gas Plus	MTA	72.3%	78.3%
Gel	AIMMA	55.4%	192.7%
Bioera	MTA	47.4%	-47.4%

Performances are computed with no-rounded official prices.
Performance is not included for shares not listed at 2020 end or unlimited suspended at September 2021 end or at 2020 end.

CAPITALISATION

Domestic Companies Capitalisation (eur m)	30 DEC 2020	31 AUG 2021	30 SEP 2021
MTA Capitalisation	600 448	729 026	717 280
of which STAR	47 885	64 299	61 172
MIV *	204	206	207
AIM Italia - MAC	5 854	9 600	9 375
Total	606 505	738 832	726 862
Capitalisation (% GDP)			
MTA	36.4%	42.2%	41.5%
of which STAR	2.9%	3.7%	3.5%
Total	36.8%	42.8%	42.1%
Capitalisation (% Tot.)			
FTSE MIB Shares	80.6%	80.0%	80.4%

Capitalization is computed with no-rounded official prices.



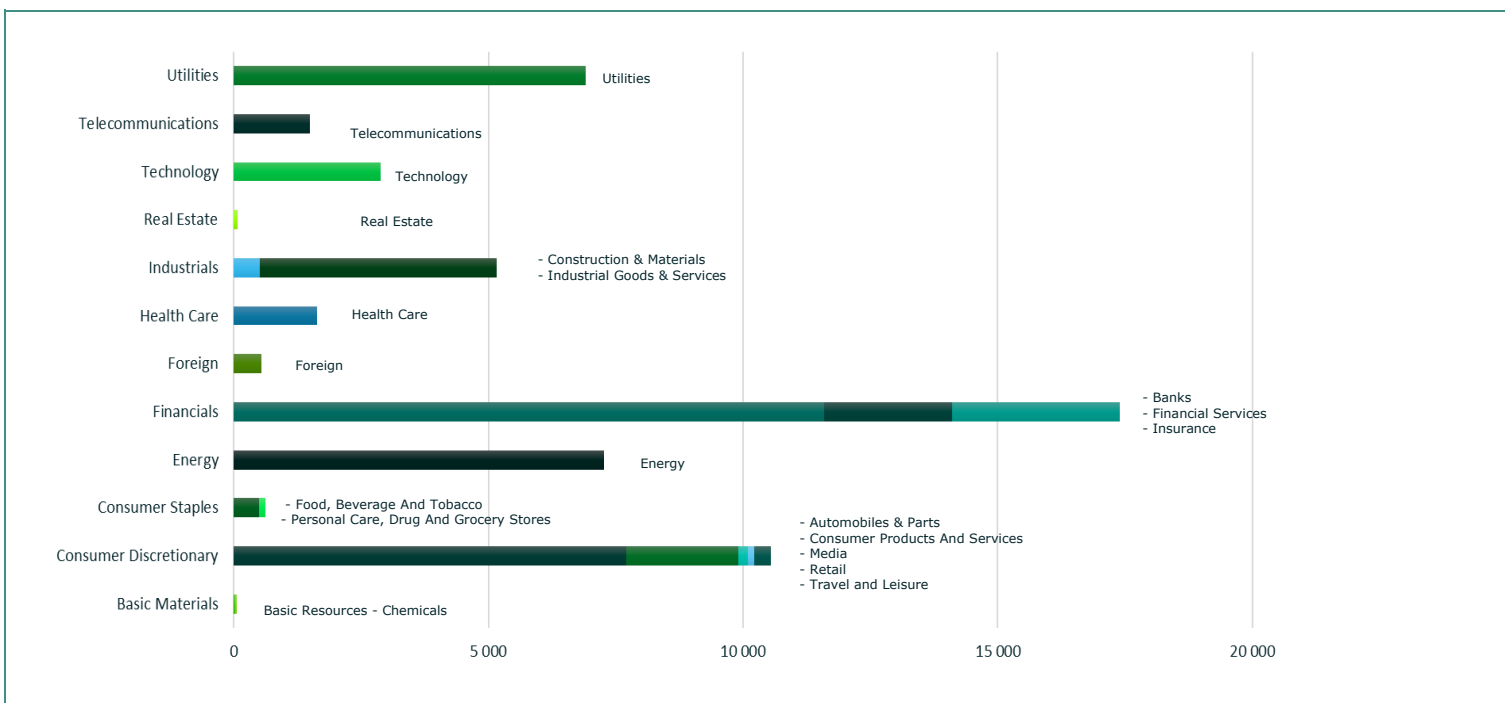
Note: internal chart: capitalisation on 30.12.2020;
external chart: capitalisation on 30.09.2021.
The new ICB classification framework is effective after the close of March 19, 2021.

TRADING

SHARES	JAN-SEP 2020		JAN-SEP 2021		SEPTEMBER 2021	
	Trades Number	Turnover eur m	Trades Number	Turnover eur m	Trades Number	Turnover eur m
MTA Domestic	64 068 903	440 075.5	59 194 607	421 953.5	6 989 612	52 080.3
of which STAR	5 640 308	17 818.5	6 442 335	22 161.5	920 074	3 305.9
MTA Foreign	1 994 075	19 905.7	2 016 405	19 532.0	196 545	1 976.6
of which STAR	24 925	138.6	24 259	128.3	1 434	6.5
MIV *	229	5.5	88	1.7	14	0.3
Global Equity Market	584 472	3 840.4	784 280	6 014.1	68 497	540.4
AIM Italia - MAC	552 690	1 449.9	1 085 141	3 093.5	148 115	451.6
Total	67 200 369	465 276.9	63 080 521	450 594.7	7 402 783	55 049.2
FTSE MIB Shares						
% Shares Total	75.6%	88.7%	72.4%	86.4%	70.6%	86.0%

Other Instruments	JAN-SEP 2020		JAN-SEP 2021		SEPTEMBER 2021	
	Trades Number	Turnover eur m	Trades Number	Turnover eur m	Trades Number	Turnover eur m
SeDex	2 152 000	14 240.4	1 727 861	13 248.0	191 214	1 523.9
Warrant	70 478	77.7	119 277	196.0	12 095	16.7
MIV Closed End Funds	23 280	94.9	15 278	41.4	2 509	8.4
ATFund	1 843	94.8	1 267	109.5	155	13.5
ETF	3 950 199	77 608.3	4 655 554	70 261.0	444 578	6 712.5
ETC/ETN	2 879 058	25 090.8	1 711 117	19 572.0	194 293	2 247.8
ETFplus	6 829 257	102 699.1	6 366 671	89 833.0	638 871	8 960.3
Convertible Bonds	1 772	14.8	3 198	23.8	431	3.1
Subscription rights	10 892	2.7	61 491	55.8	202	0.3
Mot - Government Bonds	2 565 190	145 228.6	1 866 222	113 013.3	220 991	11 449.7
Mot - Bonds	119 487	1 641.0	63 826	1 011.6	5 772	82.6
Mot - Eurobonds and ABS	390 395	6 580.4	343 693	6 194.9	36 915	717.9
ExtraMOT	62 734	2 033.9	4 778	307.2	416	36.1
Fixed Income Total	3 137 806	155 483.9	2 278 519	120 527.0	264 094	12 286.4

INDUSTRY/SUPERSECTOR TURNOVER (eur m)



NEW LISTINGS

RECENT EVENTS

ISSUER	MKT	SEGM	SHARES	FIRST TRADING DAY	EVENT	1st DAY CAPITALISATION (eur m)	SPONSOR (NOMAD for AIM Italia)
Meglioquesto	AIM / MAC	...	0	28.06.2021	IPO	110.65	Illimity Bank
Id-Entity	AIM / MAC	...	0	06.07.2021	IPO	19.49	Integrae SIM
Spindox	AIM / MAC	...	0	06.07.2021	IPO	55.80	EnVent Capital Markets
Industrial Stars Of Italy 4	AIM / MAC	...	0	08.07.2021	IPO	137.74	Banca Akros
Fine Foods & Pharmaceuticals Ntm	MTA	Star	0	12.07.2021	Transition from AIM to MTA Star	300.40	Banca Akros
Ala	AIM / MAC	...	0	20.07.2021	IPO	88.96	Equita SIM
Giglio.Com	AIM / MAC	...	0	23.07.2021	IPO	61.42	Alantra Capital Markets
Compagnia Dei Caraibi	AIM / MAC	...	0	28.07.2021	IPO	55.12	Illimity Bank
Nusco	AIM / MAC	...	0	04.08.2021	IPO	18.81	Integrae SIM
Omer	AIM / MAC	...	0	04.08.2021	IPO	101.01	Envent Capital Markets LTD
Ulisse Biomed	AIM / MAC	...	0	06.08.2021	IPO	23.01	BPER Banca

NEWLY ADMITTED COMPANIES (THROUGH IPoS, SPOS AND INSTITUTIONAL PLACINGS)

Security:	GIGLIO.COM		Total		of which public	of which institutional
Offer period:	Offered shares:	max	2 200 000	min - max	2 200 000
	23.07.2021	Greenshoe:	max	-	-	-
Offer price:	4.80	Requested shares:	
Bookbuilding range:-....	Allotted shares:		2 200 000	2 200 000
Minimum lot:	- of which greenshoe:		-	-	-
Placed stake:	18.0%	Capital raised (ML euro):		10.56	10.56
		- from newly issued shares:		10.56		
Bit alphabetical code:					
Bloomberg code:	Market and segment:		AIM ITALIA/MERCATO ALTERNATIVO DEL CAPITALE -		
Reuters code:	Sector:	,		

Security:	COMPAGNIA DEI CARAIBI		Total		of which public	of which institutional
Offer period:	Offered shares:	max	3 478 260	min - max	3 478 260
	28.07.2021	Greenshoe:	max	521 739	-	-
Offer price:	3.45	Requested shares:	
Bookbuilding range:-....	Allotted shares:		3 999 999	3 999 999
Minimum lot:	- of which greenshoe:		521 739	-	521 739
Placed stake:	30.3%	Capital raised (ML euro):		13.80	13.80
		- from newly issued shares:		13.80		
Bit alphabetical code:					
Bloomberg code:	Market and segment:		AIM ITALIA/MERCATO ALTERNATIVO DEL CAPITALE -		
Reuters code:	Sector:	,		

Security:	NUSCO		Total		of which public	of which institutional
Offer period:	Offered shares:	max	3 333 000	min - max	3 333 000
	04.08.2021	Greenshoe:	max	499 500	-	-
Offer price:	1.20	Requested shares:	
Bookbuilding range:-....	Allotted shares:		3 832 500	3 832 500
Minimum lot:	- of which greenshoe:		499 500	-	499 500
Placed stake:	26.1%	Capital raised (ML euro):		4.60	4.60
		- from newly issued shares:		4.60		
Bit alphabetical code:					
Bloomberg code:	Market and segment:		AIM ITALIA/MERCATO ALTERNATIVO DEL CAPITALE -		
Reuters code:	Sector:	,		

Security:	OMER		Total		of which public	of which institutional
Offer period:	Offered shares:	max	6 500 000	min - max	6 500 000
	04.08.2021	Greenshoe:	max	975 000	-	-
Offer price:	3.40	Requested shares:	
Bookbuilding range:-....	Allotted shares:		7 475 000	7 475 000
Minimum lot:	- of which greenshoe:		975 000	-	975 000
Placed stake:	26.0%	Capital raised (ML euro):		25.42	25.42
		- from newly issued shares:		12.75		
Bit alphabetical code:					
Bloomberg code:	Market and segment:		AIM ITALIA/MERCATO ALTERNATIVO DEL CAPITALE -		
Reuters code:	Sector:	,		

Security:	ULISSE BIOMED		Total		of which public	of which institutional
Offer period:	Offered shares:	max	2 250 000	min - max	2 250 000
	06.08.2021	Greenshoe:	max	250 000	-	-
Offer price:	2.00	Requested shares:	
Bookbuilding range:-....	Allotted shares:		2 500 000	2 500 000
Minimum lot:	- of which greenshoe:		250 000	-	250 000
Placed stake:	33.3%	Capital raised (ML euro):		5.00	5.00
		- from newly issued shares:		5.00		
Bit alphabetical code:					
Bloomberg code:	Market and segment:		AIM ITALIA/MERCATO ALTERNATIVO DEL CAPITALE -		
Reuters code:	Sector:	,		

RIGHT ISSUES

N° MKT	SEGM	SECURITIES	OPTION RIGHTS TRADING PERIOD		OFFER PRICE	OFFERED SHARES	ISSUE RATE	UNEXERCISED PREEMPTIVE RIGHTS (%)	ALLOTTED SHARES	CAPITAL RAISED (eur m)
			FROM	TO						
1	AIM-MAC	- ITALIA INDEPENDENT ORD	25.01.2021	18.02.2021	1.67	4 659 226	13 ord / 28 ord	6.9%	4 659 226	7.78
2	AIM-MAC	- SG COMPANY ORD	25.01.2021	11.02.2021	0.20	12 092 744	1 ord / 1 ord	0.1%	12 092 744	2.42
	AIM-MAC	- SG COMPANY WAR	25.01.2021	11.02.2021	-	6 046 371	1 : 2 new share	0.1%	6 046 371	-
3	MTA	- AEDES ORD	22.02.2021	11.03.2021	0.19	228 121 590	46 ord / 7 ord	19.2%	205 641 574	39.07
4	MTA	- PININFARINA ORD	31.05.2021	21.06.2021	0.96	27 135 585	1 ord / 2 ord	10.2%	24 386 708	23.41
5	AIM-MAC	- SOSTRAVEL.COM ORD	07.06.2021	23.06.2021	1.00	1 196 245	1 ord / 5 ord	5.6%	1 196 245	1.20
	AIM-MAC	- SOSTRAVEL.COM WAR	07.06.2021	23.06.2021	-	11 962 450	10 : 1 new shan	5.6%	11 962 450	-
6	AIM-MAC	- TRAWELL CO ORD	07.06.2021	23.06.2021	1.000	1 859 925	3 ord / 1 ord	2.2%	1 859 925	1.86
	AIM-MAC	- TRAWELL CO WAR	07.06.2021	23.06.2021	-	3 719 850	2 : 1 new share	2.2%	3 719 850	-
7	MTA	- AUTOGRILL ORD	14.06.2021	29.06.2021	4.59	130 633 542	13 ord / 25 ord	0.8%	130 633 542	599.61
8	AIM-MAC	- CLEANBNB ORD	28.06.2021	16.07.2021	1.20	1 657 330	5 ord / 21 ord	11.4%	1 655 915	1.99
9	AIM-MAC	- UCAPITAL24 ORD	05.07.2021	22.07.2021	1.26	634 920	3 ord / 20 ord	61.1%	634 920	0.80
	AIM-MAC	- UCAPITAL24 WAR	05.07.2021	22.07.2021	-	634 920	1 : 1 new share	61.1%	634 920	-
10	MTA	- OVS ORD	12.07.2021	26.07.2021	1.250	63 923 470	13 ord / 46 ord	3.4%	63 923 470	79.90

The right issue by DIGITAL MAGICS is currently underway.

SCRIP RIGHT ISSUES

N° MKT	SECURITIES	EFFECTIVE DATE	NOMINAL VALUE		ISSUE RATE	SHARES OFFERED (number)	SHARES AFTER THE ISSUE	VALUE (eur m)
			BEFORE	AFTER				
AIM-MAC	WEBSOLUTE	05.10.2020	0.02	0.02	1:10	864 895	9 513 845	0.02
AIM-MAC	RENERGETICA	16.11.2020	0.1368	0.1368	1:10	735 098	8 086 098	0.10

TOTAL MONEY RAISED (eur m)

	NUMBER	SECURITIES		MONEY RAISED	SHARE-HOLDERS	INVESTORS			OTHER
		NEWLY ISSUED	SOLD			PUBLIC	EMPLOYEES	INSTIT. INVESTORS	
YEAR 2021 - TOTAL FROM CAPITAL INCREASE	10	758.0	-	758.0	758.0	-	-	-	-
MTA	4	742.0	-	742.0	742.0	-	-	-	-
- of which Star Investme	-	-	-	-	-	-	-	-	-
AIM-MAC	6	16.0	-	16.0	16.0	-	-	-	-
YEAR 2021 TOTAL FROM OPVS (excluding closed-end fund)	25	738.4	114.5	852.9	-	-	-	852.9	-
MTA	3	215.7	90.1	305.8	-	-	-	305.8	-
- of which Star Investment Companies	1	100.1	39.7	139.8	-	-	-	139.8	-
AIM-MAC	22	522.7	24.4	547.1	-	-	-	547.1	-
TOTAL IPO AND SPO	25	738.4	114.5	852.9	-	-	-	852.9	-
MTA	3	215.7	90.1	305.8	-	-	-	305.8	-
- of which Star Investment Companies	1	100.1	39.7	139.8	-	-	-	139.8	-
AIM-MAC	22	522.7	24.4	547.1	-	-	-	547.1	-
TOTAL YEAR 2021 (excluding closed-end funds)	35	1 496.4	114.5	1 611.0	758.0	-	-	852.9	-

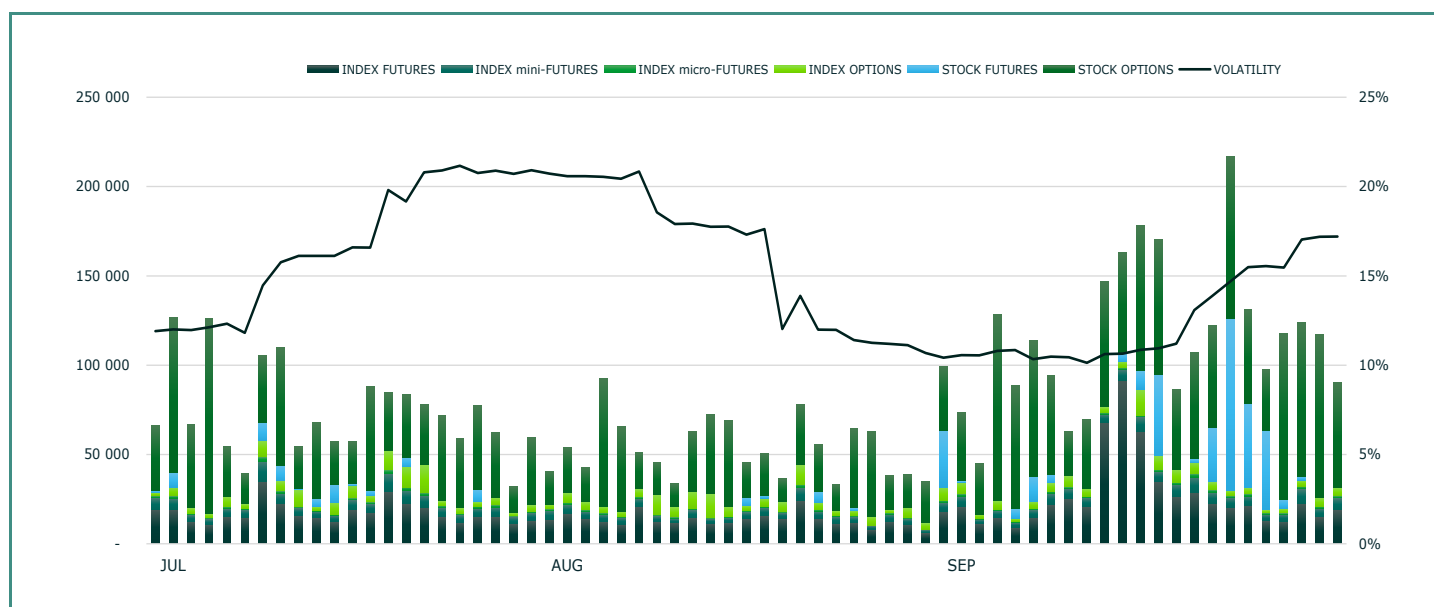
TAKEOVER BIDS

N° BIDDER	OFFER TYPE	TARGET SHARES	OFFER PERIOD		PRICE (eur)	SHARES		STAKE OWNED AFTER OFFER	TURNOVER (eur m)
			FROM	TO		REQUESTED	BOUGHT		
1	CPI PROPERTY GROUP	NOVA RE	14.12.2020	22.01.2021	2.36	10 974 349	9 348 018	84.89%	22.06
2	IMA BidCo	IMA	14.12.2020	14.01.2021	68.00	13 920 441	10 971 409	98.19%	746.06
3	TEMISTOCLE	TECHEDGE	28.12.2020	22.01.2021	5.40	11 570 926	10 958 241	97.62%	59.17
4	ATS AUTOMATION HOLDING	CFT	08.02.2021	12.03.2021	4.60	16 026 357	14 864 713	92.75%	68.38
5	CREDIT AGRICOLE	CREDITO VALTELLINESE	30.03.2021	21.04.2021	12.50	68 428 903	62 232 666	91.17%	777.91
6	NAF 2	ASTM	13.04.2021	10.05.2021	28.00	66 937 880	59 662 202	95.54%	1 670.54
7	ORIZZONTE UNO SRL	ELETTRA INVESTIMENTI	03.05.2021	21.05.2021	10.60	257 574	152 162	97.26%	1.61
	ORIZZONTE UNO SRL	WARR ELETTRA INVESTIMENTI 2015-2021	03.05.2021	21.05.2021	1.06	183 033	143 860	98.94%	0.15
8	FINPANARIA SPA	PANARIAGROUP INDUSTRIE CERAMICHE	10.05.2021	07.06.2021	2.00	11 389 406	5 952 693	95.22%	11.91
9	SPECIAL PACKAGING SOLUTIONS INVESTMENTS	GUALA CLOSURES	18.05.2021	07.06.2021	8.20	36 534 714	30 999 792	94.93%	254.20
10	FLY SRL	CARRARO	17.05.2021	05.07.2021	2.55	21 331 916	11 063 843	95.28%	28.21
11	LA VILLA SPA	EUKEDOS	21.06.2021	09.07.2021	1.17	5 906 743	4 240 251	92.67%	4.96
12	LINK MOBILITY GROUP	AMM	23.06.2021	13.07.2021	2.40	1 452 000	868 500	96.59%	2.08
	LINK MOBILITY GROUP	WARR AMM 2019-2022	23.06.2021	13.07.2021	0.80	146 475	104 427	71.29%	0.08
13	CROP DEMETRA LIMITED	ISAGRO	14.06.2021	02.07.2021	2.76	12 550 877	7 335 111	91.45%	20.24
14	COMPAGNIE INDUSTRIALI RIUNITE	CIR	21.06.2021	29.07.2021	0.51	156 862 745	156 862 745	14.12%	80.00
15	CASTOR BIDCO	CERVED GROUP	16.07.2021	09.09.2021	10.20	195 274 979	154 073 094	79.97%	1 571.55

The offer on ordinary shares of Retelit is currently underway.

AAI Before unexercised preemptive right auction
BEM Borsa Italiana Equity Market
AIMMA AIM - Mercato Alternativo del Capitale

IDEM - DERIVATIVES TRADING



	DAYS	MONTH	TURNOVER							OPEN INTEREST (4)	
			TOTAL			DAILY AVERAGE					
			STANDARD CONTRACTS	TRADES NUMBER	TURNOVER (1) eur m	OTHER (2)	% TOT SHARES (3)	STANDARD CONTRACTS	TRADES NUMBER		TURNOVER eur m
INDEX FUTURES (5)	192	TOT 2021	4 000 667	2 721 459	482 566.7	-	107.1%	20 837	14 174	2 513.4	117 850
	22	AUG 2021	298 565	242 240	38 681.0	-	93.9%	13 571	11 011	1 758.2	111 760
	22	SEP 2021	597 409	341 037	75 640.5	-	137.4%	27 155	15 502	3 438.2	117 850
FTSE MIB INDEX miniFUTURES	192	TOT 2021	1 078 470	932 017	26 115.3	-	5.8%	5 617	4 854	136.0	5 672
	22	AUG 2021	82 873	70 613	2 152.3	-	5.2%	3 767	3 210	97.8	12 302
	22	SEP 2021	121 128	103 700	3 108.5	-	5.6%	5 506	4 714	141.3	5 672
FTSE MIB INDEX microFUTURES	192	TOT 2021	171 770	120 719	837.1	-	0.2%	895	629	4.4	1 276
	22	AUG 2021	18 648	12 218	96.8	-	0.2%	848	555	4.4	2 580
	22	SEP 2021	23 189	15 974	118.9	-	0.2%	1 054	726	5.4	1 276
FTSE MIB INDEX OPTIONS	192	TOT 2021	1 291 411	211 561	76 227.2	1 365.8	16.9%	6 726	1 102	397.0	227 493
	22	AUG 2021	122 616	23 181	7 698.1	120.9	18.7%	5 573	1 054	349.9	256 142
	22	SEP 2021	104 095	22 622	6 479.7	111.1	11.8%	4 732	1 028	294.5	227 493
STOCK FUTURES (6)	192	TOT 2021	988 850	502	2 630.7	-	0.7%	5 150	3	13.7	298 248
	22	AUG 2021	45 478	32	138.4	-	0.4%	2 067	1	6.3	91 343
	22	SEP 2021	307 330	67	635.0	-	1.3%	13 970	3	28.9	298 248
STOCK DIVIDEND FUTURES	192	TOT 2021	83 447	147	43.8	-	-	435	1	0.2	70 789
	22	AUG 2021	348	10	2.3	-	-	16	0.5	0.1	66 059
	22	SEP 2021	4 873	20	19.2	-	-	222	0.9	0.9	70 789
STOCK OPTIONS	192	TOT 2021	10 383 539	287 541	35 578.4	1 695.6	8.5%	54 081	1 498	185.3	5 002 905
	22	AUG 2021	659 799	25 097	2 775.3	106.9	7.3%	29 991	1 141	126.2	5 080 361
	22	SEP 2021	1 385 923	31 829	4 841.9	218.8	9.5%	62 997	1 447	220.1	5 002 905
EQUITY DERIVATIVES TOTAL	192	TOT 2021	17 998 154	4 273 946	623 999.3	3 061.4	138.5%	93 740	22 260	3 250.0	5 724 233
	22	AUG 2021	1 228 327	373 391	51 544.1	227.9	125.1%	55 833	16 972	2 342.9	5 620 547
	22	SEP 2021	2 543 947	515 249	90 843.7	329.8	165.0%	115 634	23 420	4 129.3	5 724 233
ELECTRICITY FUTURES	192	TOT 2021	-	-	-	-	-	-	-	-	45
	22	AUG 2021	-	-	-	-	-	-	-	-	30
	22	SEP 2021	-	-	-	-	-	-	-	-	45
WHEAT FUTURE	192	TOT 2021	-	-	-	-	-	-	-	-	-
	22	AUG 2021	-	-	-	-	-	-	-	-	-
	22	SEP 2021	-	-	-	-	-	-	-	-	-
IDEM TOTAL	192	TOT 2021	17 998 154	4 273 946	623 999.30	-	-	93 740	22 260	3 250.0	5 724 278
	22	AUG 2021	1 228 327	373 391	51 544.14	-	-	55 833	16 972	2 342.9	5 620 577
	22	SEP 2021	2 543 947	515 249	90 843.68	-	-	115 634	23 420	4 129.3	5 724 278

(1) The notional turnover is computed as the product of contracts number, price and index multiplier for index futures; contracts number, price and size multiplier for stock futures; contracts number, strike prices and index multiplier for index options; contracts number, price and size multiplier for stock options.

(2) Premium in euro million for options and equity derivatives total; traded MWh for electricity future, tons for wheat future.

(3) As percentage on shares turnover (total shares for Index derivatives and Idem total; shares with underlying listed on Borsa Italiana for stock futures and stock options).

(4) Gross figures for Open positions at the end of period.

(5) Includes data for FTSE MIB index futures, FTSE MIB index dividend futures and FTSE PIR PMI index futures.

(6) Includes data for European stock futures.

Additional Information:

This publication uses only electronic trading data (daily and after hours sessions).

Shares of foreign companies, which are exclusively listed on Borsa Italiana and on no other European Exchange, are considered Domestic Companies Capitalisation, included in the Domestic and in the Domestic Trading figures.

* MIV figures include Investment Companies, SPAC and FIA.

There were 22 trading days in September 2021 and 22 trading days in September 2020 on Borsa Italiana.

There were 192 trading days in the period January - September 2021 and 192 trading days in the period January - September 2020.

1st Oct 2021 - 17:30

Markets Analysis

Piazza degli Affari, 6 - 20123 Milano

T. +39 02 724261 | Fax +39 02 8646 4323

e-mail: markets_analysis@borsaitaliana.it

www.borsaitaliana.it



This publication is for information purposes only and is not a recommendation to engage in investment activities. This publication is provided "as is" without representation or warranty of any kind. Whilst all reasonable care has been taken to ensure the accuracy of the content, Euronext does not guarantee its accuracy or completeness. Euronext will not be held liable for any loss or damages of any nature ensuing from using, trusting or acting on information provided. No information set out or referred to in this publication shall form the basis of any contract. The creation of rights and obligations in respect of financial products that are traded on the exchanges operated by Euronext's subsidiaries shall depend solely on the applicable rules of the market operator. All proprietary rights and interest in or connected with this publication shall vest in Euronext. No part of it may be redistributed or reproduced in any form without the prior written permission of Euronext. Euronext disclaims any duty to update this information. Euronext refers to Euronext N.V. and its affiliates. Information regarding trademarks and intellectual property rights of Euronext is located at www.euronext.com/terms-use.

© 2021, Euronext N.V. - All rights reserved