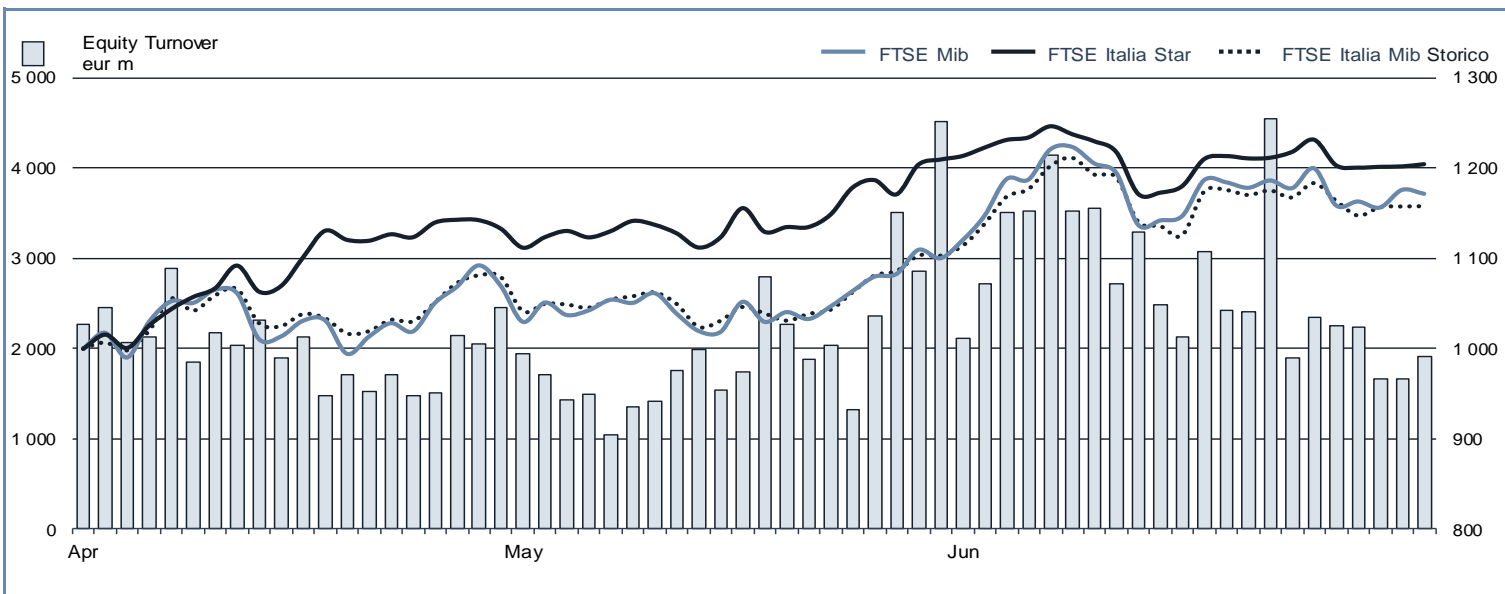


**MONTHLY UPDATE**
**JUNE 2020**
**EQUITY DAILY TURNOVER AND MAIN INDICES (base = 1000 31.03.2020)**

**STOCK INDICES**

		29 MAY 2020	30 JUN 2020	Var. % MoM	Var. % 2019 end	Volatility JUN 2020
FTSE Italia Mib Storico	▲	16 921	17 762	5.0%	-17.2%	27.9%
FTSE Mib	▲	18 198	19 376	6.5%	-17.6%	32.4%
FTSE Italia Star	▼	35 284	35 134	-0.4%	-10.2%	20.0%
FTSE Italia PIR PMI TR	▲	23 016	23 318	1.3%	-17.2%	24.1%
FTSE Italia Brands	▲	12 106	12 384	2.3%	-24.0%	31.4%

**FTSE MIB VOLATILITY**

**TRADING - DAILY AVERAGE**

	(*)	JAN-JUN 2019		JAN-JUN 2020		JUN 2020	
		Trades Number	Turnover eur m	Trades Number	Turnover eur m	Trades Number	Turnover eur m
Shares	▲	248 716	2 138.9	386 860	2 750.7	399 290	2 731.6
Securitized Derivatives	▲	7 735	65.2	12 358	83.4	11 535	68.9
ETFplus	▲	19 682	439.5	39 825	608.0	35 330	519.4
Fixed Income	▲	14 986	662.4	18 570	910.4	10 760	537.8

(\*) Indicators are related to turnover figures.

**LISTING**

	30 DEC 2019	29 MAY 2020	30 JUN 2020
MTA Domestic	239	237	238
of which STAR	77	75	76
MTA Foreign	3	3	3
of which STAR	1	1	1
MIV *	1	1	1
Global Equity Market	87	87	87
AIM Italia - MAC	132	127	128
<b>Listed Companies Total</b>	<b>462</b>	<b>455</b>	<b>457</b>
Warrant	74	73	71
MIV Closed End Funds	14	14	14
ATFund	114	98	98
ETF	1 048	1 073	1 080
ETC\ETN	218	211	208
<b>ETFplus Total</b>	<b>1 266</b>	<b>1 284</b>	<b>1 288</b>
Securitized Derivatives	8 605	12 287	10 876
Convertibles Bonds	14	11	11
Mot - Government Bonds	131	135	137
Mot - Bonds	114	96	89
Mot - Eurobonds and ABSs	1 020	1 035	1 042
<b>MOT Total</b>	<b>1 265</b>	<b>1 266</b>	<b>1 268</b>
Extramot	1 307	1 280	1 274
<b>Fixed Income Total</b>	<b>2 572</b>	<b>2 546</b>	<b>2 542</b>

**MOST TRADED SHARES IN THE MONTH**

Shares	Mkt	Turnover eur m	% TOT
Intesa Sanpaolo	MTA	6 537.4	10.9%
Enel	MTA	5 538.7	9.2%
Unicredit	MTA	5 504.6	9.2%
Eni	MTA	4 233.1	7.0%
Fiat Chrysler Automobiles	MTA	2 625.2	4.4%

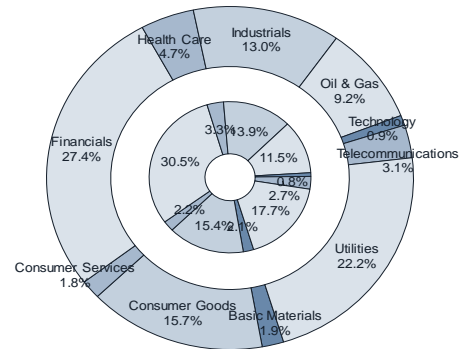
**BEST PERFORMANCES IN THE MONTH**

Shares	Mkt	Var. % MoM	Var % 2019 end
Trevi Fin Industriale	MTA	157.4%	79.5%
Trawell Co	AIMMA	62.0%	-16.6%
Sostravel.Com	AIMMA	57.5%	-36.4%
Orsero	MTA	33.0%	6.2%
Prismi	AIMMA	30.6%	-25.7%

 Performances are computed with no-rounded official prices.  
 Performance is not included for shares not listed at 2019 end or unlimited suspended at June 2020 end or at 2019 end.

## CAPITALISATION

Domestic Companies Capitalisation (eur m)	30 DEC 2019	29 MAY 2020	30 JUN 2020
MTA Capitalisation	637 674	497 334	526 477
of which STAR	41 845	36 590	36 719
MIV *	156	124	124
AIM Italia - MAC	6 599	5 889	5 857
<b>Total</b>	<b>644 429</b>	<b>503 346</b>	<b>532 458</b>
Capitalisation (% GDP)			
MTA	36.1%	28.0%	29.6%
of which STAR	2.4%	2.1%	2.1%
<b>Total</b>	<b>36.4%</b>	<b>28.3%</b>	<b>29.9%</b>
Capitalisation (% Tot.)			
FTSE MIB Shares	79.5%	80.0%	81.2%

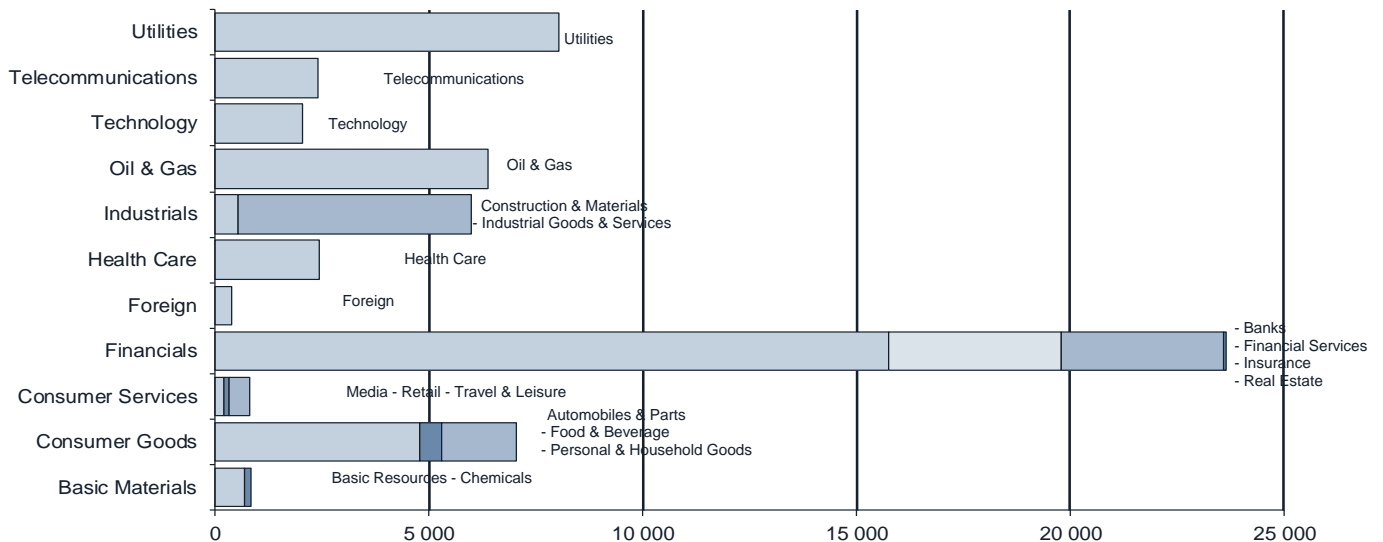


Note: internal chart: capitalisation on 30.12.2019;  
external chart: capitalisation on 30.06.2020.

## TRADING

SHARES	JAN-JUN 2019		JAN-JUN 2020		JUN 2020		Other Instruments	JAN-JUN 2019		JAN-JUN 2020		JUN 2020	
	Trades Number	Turnover eur m	Trades Number	Turnover eur m	Trades Number	Turnover eur m		Trades Number	Turnover eur m	Trades Number	Turnover eur m	Trades Number	Turnover eur m
MTA Domestic	29 566 702	255 690.1	46 584 112	329 336.5	8 469 891	57 790.1	SeDex	966 822	8 147.5	1 557 168	10 504.6	253 776	1 516.0
of which STAR	2 762 457	8 290.6	4 013 750	12 370.1	747 633	2 391.3	Warrant	44 560	51.9	59 721	65.6	14 709	14.4
MTA Foreign	1 074 099	9 550.2	1 368 989	13 895.9	186 711	1 755.2	MIV Closed End Funds	17 892	66.4	17 252	72.8	2 602	9.9
of which STAR	10 267	51.8	20 730	113.3	2 310	13.1	ATFund	1 523	111.2	1 556	71.2	98	3.2
MIV *	2 951	18.0	194	4.9	1	0.0	ETF	1 551 724	46 192.8	2 882 946	58 954.3	449 440	8 723.3
Global Equity Market	121 678	740.7	365 373	2 216.3	68 441	387.2	ETC/ETN	908 526	8 743.2	2 135 001	17 649.4	327 828	2 703.4
AIM Italia - MAC	324 037	1 367.9	425 680	1 133.4	59 345	161.9	<b>ETFplus</b>	<b>2 460 250</b>	<b>54 936.0</b>	<b>5 017 947</b>	<b>76 603.7</b>	<b>777 268</b>	<b>11 426.7</b>
<b>Total</b>	<b>31 089 467</b>	<b>267 366.9</b>	<b>48 744 348</b>	<b>346 587.1</b>	<b>8 784 389</b>	<b>60 094.4</b>	Convertible Bonds	982	8.6	1 371	11.3	188	1.2
FTSE MIB Shares							Subscription rights	8 898	9.5	2 943	0.4	-	-
% Shares Total	73.5%	89.2%	76.2%	89.2%	74.9%	87.7%	Mot - Government Bonds	1 448 060	75 804.0	1 903 193	106 871.3	184 099	10 869.7
							Mot - Bonds	70 811	1 057.8	91 564	1 251.1	11 168	144.4
							Mot - Eurobonds and ABSs	319 914	4 776.3	296 306	5 022.6	34 728	594.3
							ExtraMOT	34 428	1 168.2	48 707	1 560.1	6 719	223.3
							<b>Fixed Income Total</b>	<b>1 873 213</b>	<b>82 806.2</b>	<b>2 339 770</b>	<b>114 705.1</b>	<b>236 714</b>	<b>11 831.7</b>

## INDUSTRY/SUPERSECTOR TURNOVER (eur m)



**NEW LISTINGS**

**RECENT EVENTS**

ISSUER	MKT	SHARES	FIRST TRADING DAY	EVENT	1st DAY CAPITALISATION (eur m)	SPONSOR (NOMAD for AIM Italia)
Sanlorenzo	MTA	O	10.12.2019	IPO	555.31	Banca IMI
Alkemy	MTA	O	17.12.2019	Transition from AIM to MTA Star	45.24	Intermonte SIM
Gismondi 1754	AIM / MAC	O	18.12.2019	IPO	13.53	Envent Capital Markets
Doxee	AIM / MAC	O	19.12.2019	IPO	27.96	Integrae SIM
Orsero	MTA	O	23.12.2019	Transition from AIM to MTA Star	112.31	Banca Akros
Unidata	AIM / MAC	O	16.03.2020	IPO	31.55	Envent Capital Markets
Neodecortech	MTA	O	25.05.2020	Transition from AIM to MTA	35.42	BPER Banca
Sicit Group	MTA	O	15.06.2020	Transition from AIM to MTA Star	199.12	Banca IMI
GVS	MTA	O	19.06.2020	IPO	1 673.22	Mediobanca – Banca di Credito Finanziario
Sebino	AIM / MAC	O	19.06.2020	IPO	35.06	Integrae SIM
Cy4Gate	AIM / MAC	O	24.06.2020	IPO	60.98	Equita SIM

**NEWLY ADMITTED COMPANIES (THROUGH IPOS, SPOS AND INSTITUTIONAL PLACINGS)**

Security:	DOXEE		Total		of which public	of which institutional	
Offer period:	....	Offered shares:	max	3 900 000	min	0 max	3 900 000
	19.12.2019	Greenshoe:	max	175 000		-	-
Offer price:	3.00	Requested shares:		....		....	....
Bookbuilding range:	....-....	Allotted shares:		1 666 500		....	1 666 500
Minimum lot:	....	- of which greenshoe:		175 000		-	175 000
Placed stake:	23.2%	Capital raised (ML euro):		5.00		....	5.00
		- from newly issued shares:		3.57			
Blt alphabetical code:	....						
Bloomberg code:	....	Market and segment:		AIM ITALIA/MERCATO ALTERNATIVO DEL CAPITALE - ....			
Reuters code:	....	Sector:		...., ....			

Security:	UNIDATA		Total		of which public	of which institutional	
Offer period:	....	Offered shares:	max	439 100	min	- max	439 100
	16.03.2020	Greenshoe:	max	-		-	-
Offer price:	13.00	Requested shares:		....		....	....
Bookbuilding range:	....-....	Allotted shares:		439 100		....	439 100
Minimum lot:	....	- of which greenshoe:		-		-	-
Placed stake:	18.0%	Capital raised (ML euro):		5.71		....	5.71
		- from newly issued shares:		5.71			
Blt alphabetical code:	....						
Bloomberg code:	....	Market and segment:		AIM ITALIA/MERCATO ALTERNATIVO DEL CAPITALE - ....			
Reuters code:	....	Sector:		...., ....			

Security:	GVS		Total		of which public	of which institutional	
Offer period:	11.06.2020	Offered shares:	max	61 000 000	min	- max	61 000 000
	16.06.2020	Greenshoe:	max	9 000 000		-	-
Offer price:	8.15	Requested shares:		....		....	....
Bookbuilding range:	....-....	Allotted shares:		61 000 000		....	61 000 000
Minimum lot:	....	- of which greenshoe:		-		-	-
Placed stake:	34.9%	Capital raised (ML euro):		497.15		....	497.15
		- from newly issued shares:		81.50			
Blt alphabetical code:	....						
Bloomberg code:	....	Market and segment:		MTA - ....			
Reuters code:	....	Sector:		...., ....			

Security:	SEBINO		Total		of which public	of which institutional	
Offer period:	....	Offered shares:	max	1 549 800	min	.... max	....
	19.06.2020	Greenshoe:	max	232 200		-	-
Offer price:	2.00	Requested shares:		....		....	....
Bookbuilding range:	....-....	Allotted shares:		1 782 000		....	1 782 000
Minimum lot:	....	- of which greenshoe:		232 200		-	232 200
Placed stake:	13.4%	Capital raised (ML euro):		3.56		....	3.56
		- from newly issued shares:		3.56			
Blt alphabetical code:	....						
Bloomberg code:	....	Market and segment:		AIM ITALIA/MERCATO ALTERNATIVO DEL CAPITALE - ....			
Reuters code:	....	Sector:		...., ....			

Security:	CY4GATE		Total		of which public	of which institutional	
Offer period:	....	Offered shares:	max	6 706 469	min	- max	6 706 469
	24.06.2020	Greenshoe:	max	-		-	-
Offer price:	3.15	Requested shares:		....		....	....
Bookbuilding range:	....-....	Allotted shares:		6 706 469		....	6 706 469
Minimum lot:	....	- of which greenshoe:		-		-	-
Placed stake:	44.7%	Capital raised (ML euro):		21.13		....	21.13
		- from newly issued shares:		15.75			
Blt alphabetical code:	....						
Bloomberg code:	....	Market and segment:		AIM ITALIA/MERCATO ALTERNATIVO DEL CAPITALE - ....			
Reuters code:	....	Sector:		...., ....			

## RIGHT ISSUES

N° MKT	SEGM	SECURITIES	OPTION RIGHTS TRADING PERIOD		OFFER PRICE	OFFERED SHARES	ISSUE RATE	UNEXERCISED PREEMPTIVE RIGHTS (%)	ALLOTTED SHARES	CAPITAL RAISED (eur m)
			FROM	TO						
AIM-MAC	-	SOLUTIONS CAPITAL MANAGEMENT SIM ORD	07.01.2019	24.01.2019	7.150	163 704	3 ord / 35 ord	99.8%	96 360	0.7
AIM-MAC	-	GO INTERNET ORD	14.01.2019	29.01.2019	0.800	6 213 462	6 ord / 13 ord	4.8%	6 213 462	5.0
MTA	STAR	D'AMICO ORD	25.03.2019	16.04.2019	0.075	587 270 900	10 ord / 11 ord	2.7%	587 270 900	44.0
MTA	-	CHL ORD	08.07.2019	25.07.2019	0.006	242 362 812	1 ord / 5 ord	75.1%	242 362 812	1.5
MTA	-	LVENTURE GROUP ORD	08.07.2019	25.07.2019	0.550	11 155 706	1 ord / 3 ord	9.4%	11 155 706	6.1
MTA	-	NETWEEK ORD	08.07.2019	25.07.2019	0.183768	19 045 680	4 ord / 23 ord	5.0%	19 045 680	3.5
AIM-MAC	-	CASTA DIVA GROUP ORD	07.10.2019	24.10.2019	0.500	6 357 938	1 ord / 2 ord	60.5%	4 074 904	2.0
AIM-MAC	-	VISIBILIA EDITORE ORD	07.10.2019	24.10.2019	0.300	5 774 049	9 ord / 2 ord	39.3%	4 124 570	1.2
MTA	-	BIALETTI INDUSTRIE ORD	04.11.2019	21.11.2019	0.140	46 719 834	433 ord / 1000 ord	1.2%	46 719 834	6.5
MTA	-	JUVENTUS FOOTBALL CLUB ORD	02.12.2019	18.12.2019	0.930	322 485 328	8 ord / 25 ord	2.5%	322 485 328	299.9
1	MTA	TREVI FIN INDUSTRIALE ORD	04.05.2020	18.05.2020	0.010	13 000 118 907	7899 ord / 1 ord	64.7%	13 000 118 907	130.0

## SCRIP RIGHT ISSUES

N° MKT	SECURITIES	EFFECTIVE DATE	NOMINAL VALUE		ISSUE RATE	SHARES OFFERED (number)	SHARES AFTER THE ISSUE	VALUE (eur m)
			BEFORE	AFTER				
AIM-MAC	CIRCLE	20.05.2019	0	0	1:10	315 465	3 470 115	22 000

## TOTAL MONEY RAISED (eur m)

	NUMBER	SECURITIES		MONEY RAISED	INVESTORS				
		NEWLY ISSUED	SOLD		SHARE-HOLDERS	PUBLIC	EMPLOYEES	INSTIT. INVESTORS	OTHER
<b>YEAR 2020 - TOTAL FROM CAPITAL INCREASE</b>	<b>1</b>	<b>130.0</b>	<b>-</b>	<b>130.0</b>	<b>130.0</b>	<b>-</b>	<b>-</b>	<b>-</b>	<b>-</b>
MTA	1	130.0	-	130.0	130.0	-	-	-	-
- of which Star	-	-	-	-	-	-	-	-	-
Investme	-	-	-	-	-	-	-	-	-
AIM-MAC	-	-	-	-	-	-	-	-	-
<b>YEAR 2020 TOTAL FROM OPVS (excluding closed-end funds)</b>	<b>4</b>	<b>106.5</b>	<b>421.0</b>	<b>527.5</b>	<b>-</b>	<b>-</b>	<b>-</b>	<b>527.5</b>	<b>-</b>
MTA	1	81.5	415.7	497.2	-	-	-	497.2	-
- of which Star	-	-	-	-	-	-	-	-	-
Investment Companies	-	-	-	-	-	-	-	-	-
AIM-MAC	3	25.0	5.4	30.4	-	-	-	30.4	-
<b>TOTAL IPO AND SPO</b>	<b>4</b>	<b>106.5</b>	<b>421.0</b>	<b>527.5</b>	<b>-</b>	<b>-</b>	<b>-</b>	<b>527.5</b>	<b>-</b>
MTA	1	81.5	415.7	497.2	-	-	-	497.2	-
- of which Star	-	-	-	-	-	-	-	-	-
Investment Companies	-	-	-	-	-	-	-	-	-
AIM-MAC	3	25.0	5.4	30.4	-	-	-	30.4	-
<b>TOTAL YEAR 2020 (excluding closed-end funds)</b>	<b>5</b>	<b>236.5</b>	<b>421.0</b>	<b>657.5</b>	<b>130.0</b>	<b>-</b>	<b>-</b>	<b>527.5</b>	<b>-</b>

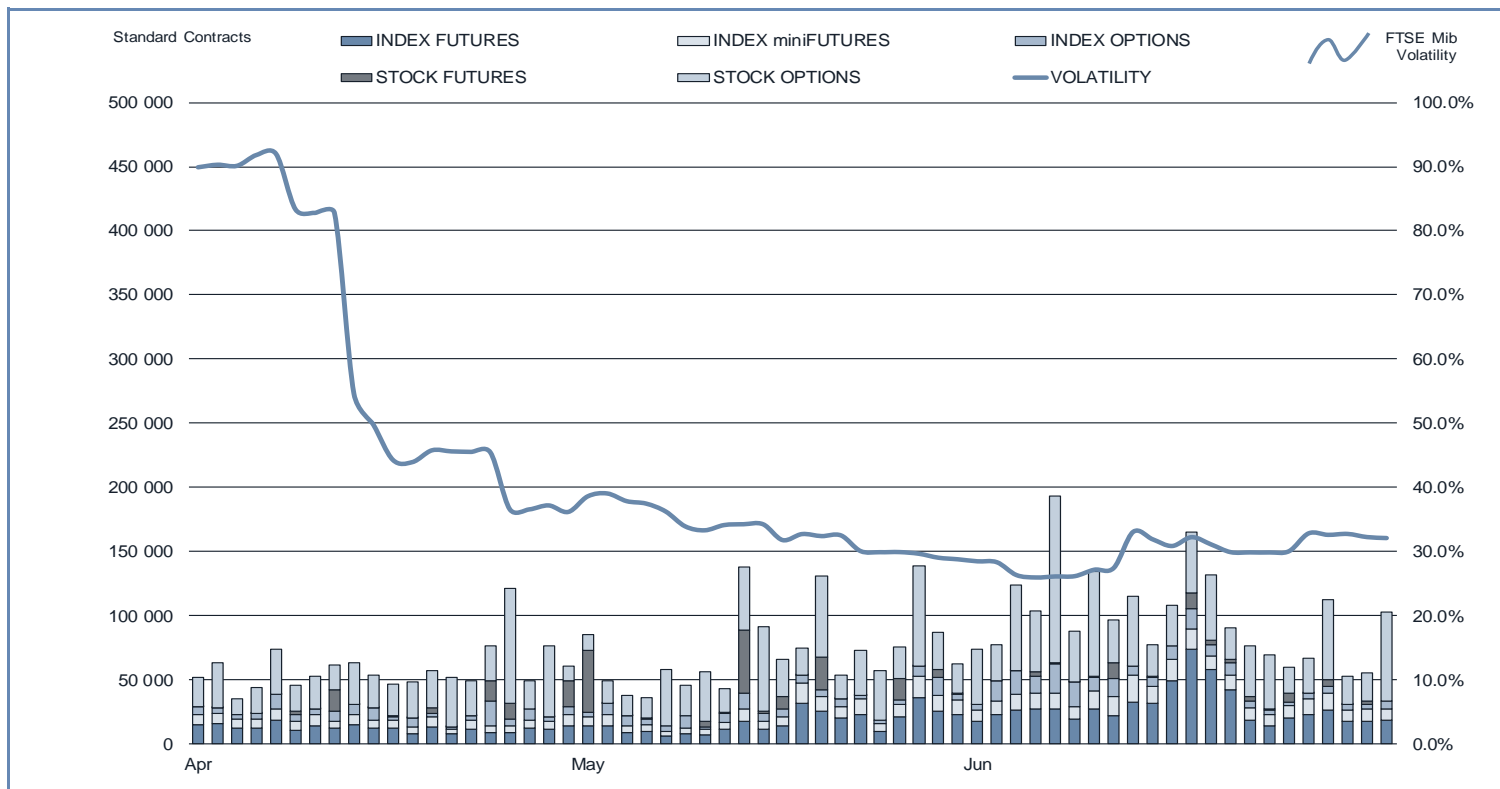
## TAKEOVER BIDS

N° BIDDER	OFFER TYPE	TARGET SHARES	OFFER PERIOD		PRICE (eur)	SHARES		STAKE OWNED AFTER OFFER	TURNOVER (eur m)
			FROM	TO		REQUESTED	BOUGHT		
ROSSINI INVESTIMENTI	MANDATORY	RECORDATI	02.01.2019	29.01.2019	27.55	95 643 680	59 816	51.82%	1.65
SOFIL	MANDATORY	PARMALAT	04.02.2019	22.02.2019	2.85	61 341 118	48 045 224	99.17%	136.93
LEADING JEWELS	VOLUNTARY	DAMIANI	04.02.2019	01.03.2019	0.86	9 230 263	4 216 903	81.64%	3.61
B-AGE NICE	MANDATORY	NICE	04.03.2019	22.03.2019	3.50	7 319 074	6 227 060	8.29%	21.79
FINKÉRAMOS	MANDATORY	GRUPPO CERAMICHE RICCHETTI	25.02.2019	29.03.2019	0.22	27 202 433	10 163 210	86.34%	2.19
SOLAREEDGE INVESTMENT	MANDATORY	S.M.R.E.	18.03.2019	05.04.2019	6.00	9 840 023	9 713 223	99.43%	58.28
NEXTE 1, BAYA, NOUS	VOLUNTARY	PLT ENERGIA	25.03.2019	12.04.2019	2.80	3 565 500	1 488 000	96.09%	4.17
MED PLATFORM I HOLDING	VOLUNTARY	BOMI ITALIA	08.04.2019	10.05.2019	4.00	16 893 916	16 650 721	98.56%	66.60
SAES GETTERS	VOLUNTARY	SAES GETTERS	06.05.2019	24.05.2019	23.00	3 900 000	6 475 263	81.09%	148.93
ASTM	VOLUNTARY	SIAS	43654	43672	17.50	11 377 108	11 376 796	68.54%	199.09
SUNRISE INVESTMENT	VOLUNTARY	ITALIAONLINE	29.07.2019	12.09.2019	2.82	12 656 520	3 047 771	2.66%	8.59
ALPERIA	MANDATORY	GRUPPO GREEN POWER	30.09.2019	18.10.2019	3.70	838 830	436 941	86.53%	1.61
AURORA DODICI	MANDATORY	BIODUE	04.11.2019	29.11.2019	6.50	1 809 380	1 347 356	95.36%	8.76
1 GAMMA BIDCO	MANDATORY	GAMENET	27.01.2020	14.02.2020	13.00	10 193 124	6 378 689	96.58%	82.92
2 GIANO HOLDING	MANDATORY	GEDI GRUPPO EDITORIALE	03.06.2020	30.06.2020	0.46	200 449 045	126 329 995	92.03%	58.11

NOTE: The offers on ordinary shares of Guala Closures, Retelit, Molmed are currently underway.

AAI Before unexercised preemptive right auction  
BEM Borsa Italiana Equity Market  
AIMMA AIM - Mercato Alternativo del Capitale

IDEM - DERIVATIVES TRADING



	DAYS	MONTH	TURNOVER							OPEN INTEREST (4) NUMBER OF CONTRACTS	
			TOTAL			DAILY AVERAGE					
			STANDARD CONTRACTS	TRADES NUMBER	TURNOVER (1) eur m	OTHER (2)	% TOT SHARES (3)	STANDARD CONTRACTS	TRADES NUMBER		TURNOVER eur m
INDEX FUTURES (5)	126	TOT 2020	3 899 786	2 850 983	383 132.9	-	110.5%	30 951	22 627	3 040.7	73 755
	20	MAY 2020	348 561	279 160	29 842.9	-	72.9%	17 428	13 958	1 492.1	90 664
	22	JUN 2020	642 478	443 051	61 621.3	-	102.5%	29 204	20 139	2 801.0	73 755
FTSE MIB INDEX miniFUTURES	126	TOT 2020	1 670 976	1 363 622	33 354.5	-	9.6%	13 262	10 822	264.7	6 340
	20	MAY 2020	171 510	142 879	2 980.5	-	7.3%	8 576	7 144	149.0	20 882
	22	JUN 2020	266 794	227 441	5 168.3	-	8.6%	12 127	10 338	234.9	6 340
FTSE MIB INDEX OPTIONS	126	TOT 2020	1 439 360	235 855	73 840.7	2 222.6	21.3%	11 423	1 872	586.0	297 903
	20	MAY 2020	123 751	19 744	5 311.2	194.2	13.0%	6 188	987	265.6	381 173
	22	JUN 2020	211 358	32 161	9 899.5	269.5	16.5%	9 607	1 462	450.0	297 903
STOCK FUTURES (6)	126	TOT 2020	816 564	842	2 021.5	-	0.7%	6 481	7	16.0	95 080
	20	MAY 2020	162 761	114	348.7	-	1.0%	8 138	6	17.4	108 665
	22	JUN 2020	55 044	124	97.6	-	0.2%	2 502	6	4.4	95 080
STOCK DIVIDEND FUTURES	126	TOT 2020	31 949	71	7.1	-	-	254	0.6	0.06	48 984
	20	MAY 2020	5 624	9	0.3	-	-	281	0.5	0.02	41 079
	22	JUN 2020	8 020	8	2.1	-	-	365	0.4	0.10	48 984
STOCK OPTIONS	126	TOT 2020	6 219 874	204 314	20 137.8	1 337.2	6.1%	49 364	1 622	159.8	4 564 729
	20	MAY 2020	664 828	23 928	1 642.0	142.7	4.2%	33 241	1 196	82.1	5 105 265
	22	JUN 2020	1 008 173	33 847	2 692.0	151.9	4.7%	45 826	1 539	122.4	4 564 729
EQUITY DERIVATIVES TOTAL	126	TOT 2020	14 078 509	4 655 687	512 494.4	3 559.8	147.9%	111 734	36 950	4 067.4	5 086 791
	20	MAY 2020	1 477 035	465 834	40 125.7	336.9	98.0%	73 852	23 292	2 006.3	5 747 728
	22	JUN 2020	2 191 867	736 632	79 480.8	421.4	132.3%	99 630	33 483	3 612.8	5 086 791
ELECTRICITY FUTURES	126	TOT 2020	150	20	5.6	112 500	-	1.2	0.2	0.04	200
	20	MAY 2020	75	8	1.1	27 000	-	3.8	0.4	0.05	165
	22	JUN 2020	25	4	2.2	45 000	-	1.1	0.2	0.10	200
WHEAT FUTURE	126	TOT 2020	-	-	-	-	-	-	-	-	-
	20	MAY 2020	-	-	-	-	-	-	-	-	-
	22	JUN 2020	-	-	-	-	-	-	-	-	-
IDEM TOTAL	126	TOT 2020	14 078 659	4 655 707	512 499.9	-	-	111 735	36 950	4 067.5	5 086 991
	20	MAY 2020	1 477 110	465 842	40 126.8	-	-	73 856	23 292	2 006.3	5 747 893
	22	JUN 2020	2 191 892	736 636	79 483.0	-	-	99 631	33 483	3 612.9	5 086 991

(1) The notional turnover is computed as the product of contracts number, price and index multiplier for index futures; contracts number, price and size multiplier for stock futures; contracts number, strike prices and index multiplier for index options; contracts number, price and size multiplier for stock options.

(2) Premium in euro million for options and equity derivatives total; traded MWh for electricity future, tons for wheat future.

(3) As percentage on shares turnover (total shares for Index derivatives and Idem total; shares with underlying listed on Borsa Italiana for stock futures and stock options).

(4) Gross figures for Open positions at the end of period.

(5) Includes data for FTSE MIB index futures, FTSE MIB index dividend futures and FTSE PIR PMI index futures.

(6) Includes data for European stock futures.

**Additional Information:**

This publication uses only electronic trading data (daily and after hours sessions); trades that are reported to Borsa Italiana under its rules but executed away from its electronic order books are not included.

Shares of foreign companies, which are exclusively listed on Borsa Italiana and on no other European Exchange, are considered Domestic Companies, included in the Domestic Capitalisation and in the Domestic Trading figures.

\* MIV figures include Investment Companies, SPAC and FIA.

There were 22 trading days in June 2020 and 20 trading days in June 2019 on Borsa Italiana.

There were 126 trading days in the period January - June 2020 and 125 trading days in the period January - June 2019.

This document contains text, data, graphics, photographs, illustrations, artwork, names, logos, trade marks, service marks and information ("Information") connected with Borsa Italiana S.p.A. ("Borsa Italiana").

All reasonable efforts have been made to ensure that the Information in this document was correct at the time of publication. However, Borsa Italiana Spa accepts no liability for decisions taken, or systems-related or other work carried out by any party based on this document. The publication of this document does not represent solicitation, by Borsa Italiana, of public saving and is not to be considered as a recommendation by Borsa Italiana as to the suitability of the investment, if any, herein described.

© June 2020 Borsa Italiana S.p.A. All rights reserved.

3rd July 2020 - 15:00

Markets Analysis  
Piazza degli Affari, 6 - 20123 Milano  
T +39 02 724261 | Fax +39 02 8646.4323  
e-mail: [markets\\_analysis@borsaitaliana.it](mailto:markets_analysis@borsaitaliana.it)  
[www.borsaitaliana.it](http://www.borsaitaliana.it)



**London**  
Stock Exchange Group