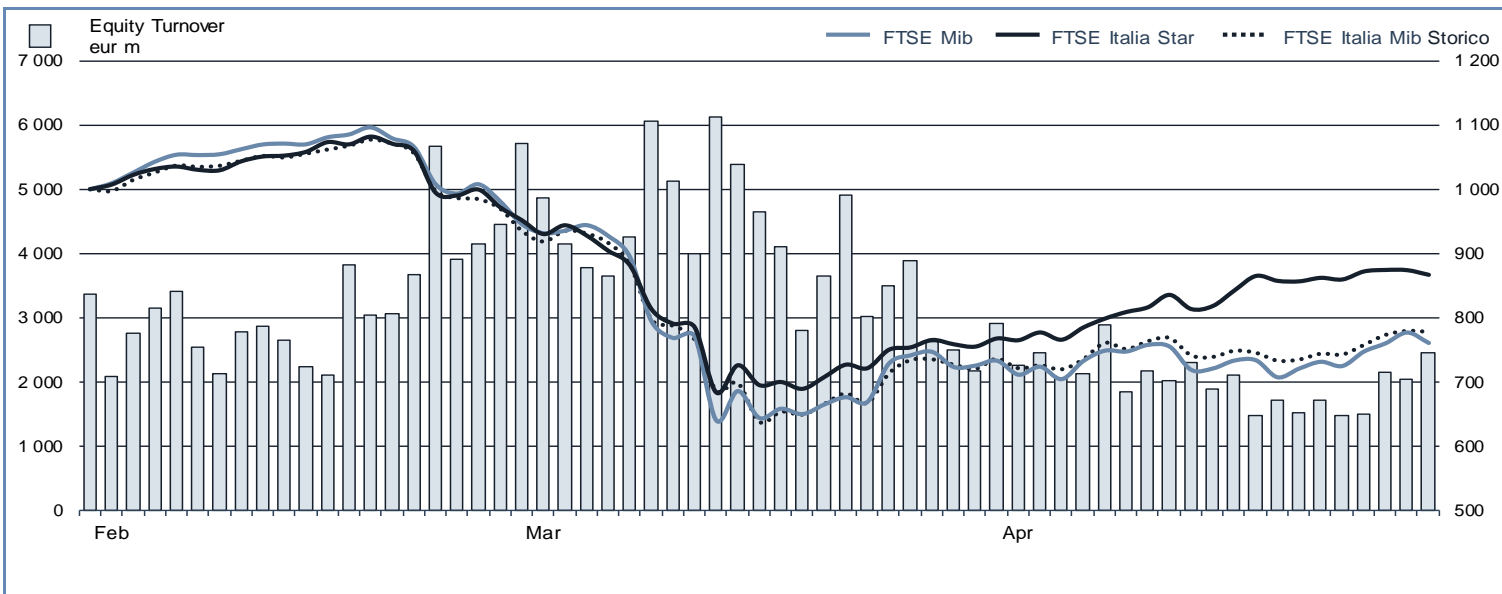




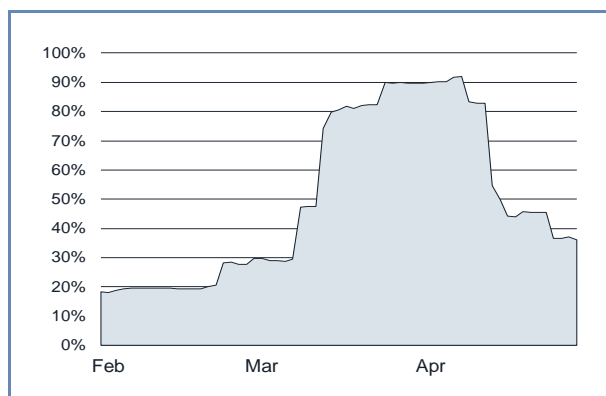
EQUITY DAILY TURNOVER AND MAIN INDICES (base = 1000 31.01.2020)



STOCK INDICES

	31 MAR 2020	30 APR 2020	Var. % MoM	Var. % 2019 end	Volatility APR 2020
FTSE Italia Mib Storico	▲ 15 663	16 558	5.7%	-22.8%	26.6%
FTSE Mib	▲ 17 051	17 690	3.8%	-24.7%	38.3%
FTSE Italia Star	▲ 29 270	33 049	12.9%	-15.5%	23.6%
FTSE Italia PIR PMI TR	▲ 20 335	22 067	8.5%	-21.7%	21.4%
FTSE Italia Brands	▲ 10 945	11 726	7.1%	-28.1%	29.9%

FTSE MIB VOLATILITY



TRADING - DAILY AVERAGE

	JAN-APR 2019		JAN-APR 2020		APR 2020	
	Trades Number	Turnover eur m	Trades Number	Turnover eur m	Trades Number	Turnover eur m
Shares	▲ 247 718	2 124.9	400 772	2 923.3	315 907	2 009.8
Securitized Derivatives	▲ 7 472	62.4	13 253	94.7	10 509	48.8
ETFplus	▲ 19 775	435.9	42 060	655.9	48 322	568.6
Fixed Income	▲ 14 859	634.3	17 354	823.1	18 762	745.9

(*) Indicators are related to turnover figures.

LISTING

	30 DEC 2019	31 MAR 2020	30 APR 2020
MTA Domestic	239	236	236
of which STAR	77	75	75
MTA Foreign	3	3	3
of which STAR	1	1	1
MIV *	1	1	1
Global Equity Market	87	87	87
AIM Italia - MAC	132	130	129
Listed Companies Total	462	457	456
Warrant	74	74	73
MIV Closed End Funds	14	14	14
ATFund	114	108	104
ETF	1 048	1 059	1 067
ETC\ETN	218	215	211
ETFplus Total	1 266	1 274	1 278
Securitized Derivatives	8 605	9 430	11 774
Convertibles Bonds	14	11	11
Mot - Government Bonds	131	133	133
Mot - Bonds	114	102	99
Mot - Eurobonds and ABSs	1 020	1 036	1 032
MOT Total	1 265	1 271	1 264
Extramot	1 307	1 268	1 279
Fixed Income Total	2 572	2 539	2 543

MOST TRADED SHARES IN THE MONTH

Shares	Mkt	Turnover eur m	% TOT
Intesa Sanpaolo	MTA	4 726.1	11.8%
Eni	MTA	4 225.3	10.5%
Enel	MTA	3 516.6	8.7%
Unicredit	MTA	3 164.4	7.9%
Stmicroelectronics	MTA	1 590.4	4.0%

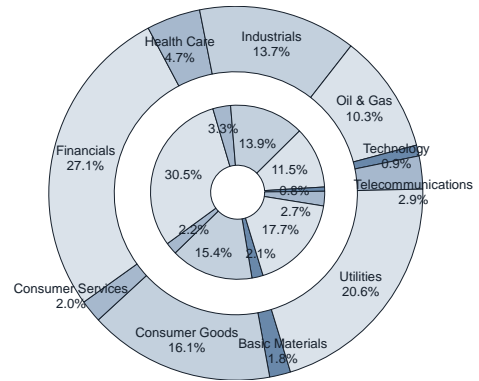
BEST PERFORMANCES IN THE MONTH

Shares	Mkt	Var. % MoM	Var % 2019 end
Wm Capital	AIMMA	120.68%	17.32%
Gel	AIMMA	107.23%	33.95%
It Way	MTA	105.23%	92.91%
Agatos	AIMMA	80.46%	32.84%
Risanamento	MTA	70.49%	82.84%

Performances are computed with no-rounded official prices.
Performance is not included for shares not listed at 2019 end or unlimited suspended at April 2020 end or at 2019 end.

CAPITALISATION

Domestic Companies Capitalisation (eur m)	30 DEC 2019	31 MAR 2020	30 APR 2020
MTA Capitalisation	637 674	461 496	484 492
of which STAR	41 845	30 691	34 434
MIV *	156	138	130
AIM Italia - MAC	6 599	5 441	5 819
Total	644 429	467 075	490 441
Capitalisation (% GDP)			
MTA	36.1%	25.9%	27.2%
of which STAR	2.4%	1.7%	1.9%
Total	36.4%	26.3%	27.6%
Capitalisation (% Tot.)			
FTSE MIB Shares	79.5%	80.2%	80.0%

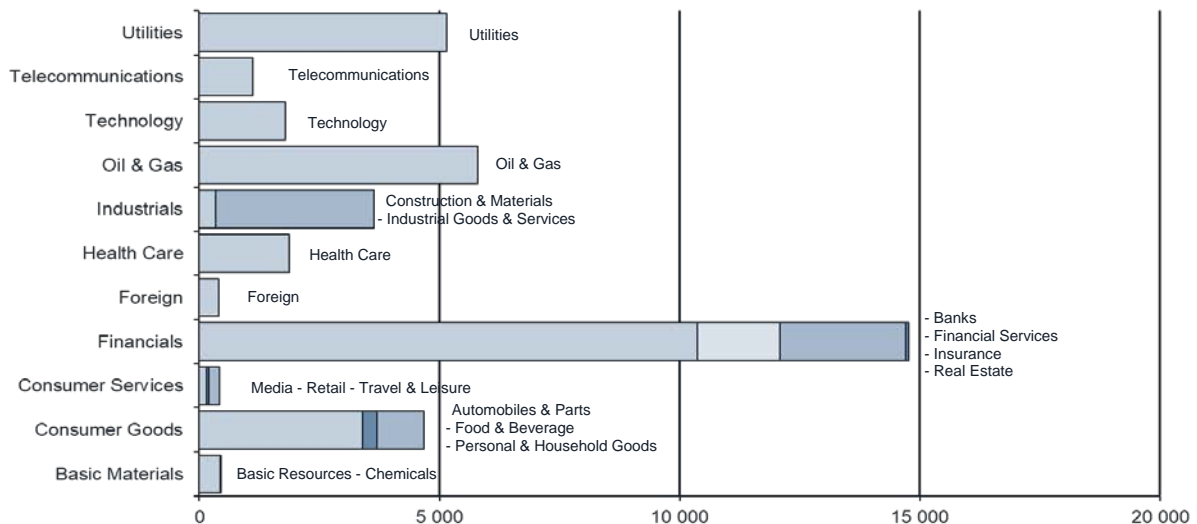


Note: internal chart: capitalisation on 30.12.2019;
external chart: capitalisation on 30.04.2020.

TRADING

SHARES	JAN-APR 2019		JAN-APR 2020		APR 2020		Other Instruments	JAN-APR 2019		JAN-APR 2020		APR 2020	
	Trades Number	Turnover eur m	Trades Number	Turnover eur m	Trades Number	Turnover eur m		Trades Number	Turnover eur m	Trades Number	Turnover eur m	Trades Number	Turnover eur m
MTA Domestic	19 583 458	168 789.0	32 083 511	232 405.1	6 013 092	38 044.9	SeDex	620 157	5 177.7	1 113 289	7 953.7	210 189	975.1
of which STAR	1 774 275	5 163.8	2 745 631	8 446.0	493 362	1 359.3	Warrant	24 717	23.6	38 173	45.7	5 726	7.0
MTA Foreign	699 791	6 254.8	1 032 403	10 778.4	175 122	1 616.8	MIV Closed End Funds	12 094	43.6	13 340	59.2	1 910	6.7
of which STAR	7 736	40.4	14 575	77.9	3 868	20.5	ATFund	1 057	81.7	1 347	61.6	94	5.7
MIV *	2 144	6.6	173	4.8	30	0.1	ETF	1 035 775	30 460.1	2 040 724	42 474.1	413 660	7 843.8
Global Equity Market	80 122	476.1	241 818	1 536.1	70 365	398.8	ETC\ETN	605 566	5 716.0	1 492 351	12 622.0	552 785	3 528.2
AIM Italia - MAC	195 095	838.1	306 921	830.2	59 525	135.5	ETFplus	1 641 341	36 176.1	3 533 075	55 096.1	966 445	11 372.1
Total	20 560 610	176 364.5	33 664 826	245 554.6	6 318 134	40 196.1	Convertible Bonds	711	6.6	968	7.9	163	0.7
FTSE MIB Shares							Subscription rights	8 308	6.8	-	-	-	-
% Shares Total	73.4%	89.1%	76.6%	89.7%	77.1%	89.3%	Mot - Government Bonds	936 704	47 877.4	1 131 246	63 257.3	305 152	13 775.8
							Mot - Bonds	49 064	720.1	68 795	960.6	12 523	143.8
							Mot - Eurobonds and ABSs	223 978	3 271.1	223 250	3 809.1	47 652	723.5
							ExtraMOT	23 570	775.4	34 466	1 113.7	9 912	274.9
							Fixed Income Total	1 233 316	52 644.0	1 457 757	69 140.6	375 239	14 917.9

INDUSTRY/SUPERSECTOR TURNOVER (eur m)



NEW LISTINGS

RECENT EVENTS

ISSUER	MKT	SHARES	FIRST TRADING DAY	EVENT	1st DAY CAPITALISATION (eur m)	SPONSOR (NOMAD for AIM Italia)
Salcef Group	AIM / MAC	O	08.11.2019	Business combination between Industrial Stars of Italy 3 and Salcef Group	362.94	Banca Akros
Matica Fintec	AIM / MAC	O	11.11.2019	IPO	20.06	Integrae SIM
Ucapital24	AIM / MAC	O	19.11.2019	IPO	11.49	Envent Capital Markets
Fos	AIM / MAC	O	26.11.2019	IPO	19.04	Integrae SIM
Nvp	AIM / MAC	O	05.12.2019	IPO	26.68	Integrae SIM
Sanlorenzo	MTA	O	10.12.2019	IPO	555.31	Banca IMI
Alkemy	MTA	O	17.12.2019	Transition from AIM to MTA Star	45.24	Intermonte SIM
Gismondi 1754	AIM / MAC	O	18.12.2019	IPO	13.53	Envent Capital Markets
Doxee	AIM / MAC	O	19.12.2019	IPO	27.96	Integrae SIM
Orsero	MTA	O	23.12.2019	Transition from AIM to MTA Star	112.31	Banca Akros
Unidata	AIM / MAC	O	16.03.2020	IPO	31.55	Envent Capital Markets

NEWLY ADMITTED COMPANIES (THROUGH IPOS, SPOS AND INSTITUTIONAL PLACINGS)

Security:	NVP		Total		of which public		of which institutional	
Offer period:	Offered shares:	max	2 690 000	min	0	max	2 690 000
	05.12.2019	Greenshoe:	max	-	-	-	-	-
Offer price:	3.80	Requested shares:
Bookbuilding range:-....	Allotted shares:	2 690 000	2 690 000
Minimum lot:	- of which greenshoe:	-	-	-	-	-
Placed stake:	37.4%	Capital raised (ML euro):	10.22	10.22
		- from newly issued shares:	10.22	10.22
Blt alphabetical code:							
Bloomberg code:	Market and segment:	AIM ITALIA/MERCATO ALTERNATIVO DEL CAPITALE -				
Reuters code:	Sector:				

Security:	SANLORENZO		Total		of which public		of which institutional	
Offer period:	27.11.2019	Offered shares:	max	11 000 000	min	-	max	11 000 000
	05.12.2019	Greenshoe:	max	1 100 000	-	-	-	-
Offer price:	16.00	Requested shares:
Bookbuilding range:-....	Allotted shares:	11 157 977	11 157 977
Minimum lot:	- of which greenshoe:	157 977	-	-	-	157 977
Placed stake:	32.3%	Capital raised (ML euro):	178.53	178.53
		- from newly issued shares:	72.00	72.00
Blt alphabetical code:							
Bloomberg code:	Market and segment:	MTA - Star				
Reuters code:	Sector:				

Security:	GISMONDI 1754		Total		of which public		of which institutional	
Offer period:	Offered shares:	max	1 564 800	min	max
	18.12.2019	Greenshoe:	max	-	-	-	-	-
Offer price:	3.20	Requested shares:
Bookbuilding range:-....	Allotted shares:	1 564 800	1 564 800
Minimum lot:	- of which greenshoe:	-	-	-	-	-
Placed stake:	38.5%	Capital raised (ML euro):	5.01	5.01
		- from newly issued shares:	5.01	5.01
Blt alphabetical code:							
Bloomberg code:	Market and segment:	AIM ITALIA/MERCATO ALTERNATIVO DEL CAPITALE -				
Reuters code:	Sector:				

Security:	DOXEE		Total		of which public		of which institutional	
Offer period:	Offered shares:	max	3 900 000	min	-	max	3 900 000
	19.12.2019	Greenshoe:	max	175 000	-	-	-	-
Offer price:	3.00	Requested shares:
Bookbuilding range:-....	Allotted shares:	1 666 500	1 666 500
Minimum lot:	- of which greenshoe:	175 000	-	-	-	175 000
Placed stake:	23.2%	Capital raised (ML euro):	5.00	5.00
		- from newly issued shares:	3.57	3.57
Blt alphabetical code:							
Bloomberg code:	Market and segment:	AIM ITALIA/MERCATO ALTERNATIVO DEL CAPITALE -				
Reuters code:	Sector:				

Security:	UNIDATA		Total		of which public		of which institutional	
Offer period:	Offered shares:	max	439 100	min	-	max	439 100
	16.03.2020	Greenshoe:	max	-	-	-	-	-
Offer price:	13.00	Requested shares:
Bookbuilding range:-....	Allotted shares:	439 100	439 100
Minimum lot:	- of which greenshoe:	-	-	-	-	-
Placed stake:	18.0%	Capital raised (ML euro):	5.71	5.71
		- from newly issued shares:	5.71	5.71
Blt alphabetical code:							
Bloomberg code:	Market and segment:	AIM ITALIA/MERCATO ALTERNATIVO DEL CAPITALE -				
Reuters code:	Sector:				

RIGHT ISSUES

N° MKT	SEGM	SECURITIES	OPTION RIGHTS TRADING PERIOD		OFFER PRICE	OFFERED SHARES	ISSUE RATE	UNEXERCISED PREEMPTIVE RIGHTS (%)	ALLOTTED SHARES	CAPITAL RAISED (eur m)
			FROM	TO						
AIM-MAC	-	SOLUTIONS CAPITAL MANAGEMENT SIM ORD	07.01.2019	24.01.2019	7.150	163 704	3 ord / 35 ord	99.8%	96 360	0.7
AIM-MAC	-	GO INTERNET ORD	14.01.2019	29.01.2019	0.800	6 213 462	6 ord / 13 ord	4.8%	6 213 462	5.0
MTA	STAR	D'AMICO ORD	25.03.2019	16.04.2019	0.075	587 270 900	10 ord / 11 ord	2.7%	587 270 900	44.0
MTA	-	CHL ORD	08.07.2019	25.07.2019	0.006	242 362 812	1 ord / 5 ord	75.1%	242 362 812	1.5
MTA	-	LVENTURE GROUP ORD	08.07.2019	25.07.2019	0.550	11 155 706	1 ord / 3 ord	9.4%	11 155 706	6.1
MTA	-	NETWEEK ORD	08.07.2019	25.07.2019	0.183768	19 045 680	4 ord / 23 ord	5.0%	19 045 680	3.5
AIM-MAC	-	CASTA DIVA GROUP ORD	07.10.2019	24.10.2019	0.500	6 357 938	1 ord / 2 ord	60.5%	4 074 904	2.0
AIM-MAC	-	VISIBILIA EDITORE ORD	07.10.2019	24.10.2019	0.300	5 774 049	9 ord / 2 ord	39.3%	4 124 570	1.2
MTA	-	BIALETTI INDUSTRIE ORD	04.11.2019	21.11.2019	0.140	46 719 834	433 ord / 1000 ord	1.2%	46 719 834	6.5
MTA	-	JUVENTUS FOOTBALL CLUB ORD	02.12.2019	18.12.2019	0.930	322 485 328	8 ord / 25 ord	2.5%	322 485 328	299.9

SCRIP RIGHT ISSUES

N° MKT	SECURITIES	EFFECTIVE DATE	NOMINAL VALUE		ISSUE RATE	SHARES OFFERED (number)	SHARES AFTER THE ISSUE	VALUE (eur m)
			BEFORE	AFTER				
AIM-MAC	CIRCLE	20.05.2019	0	0	1:10	315 465	3 470 115	22 000

TOTAL MONEY RAISED (eur m)

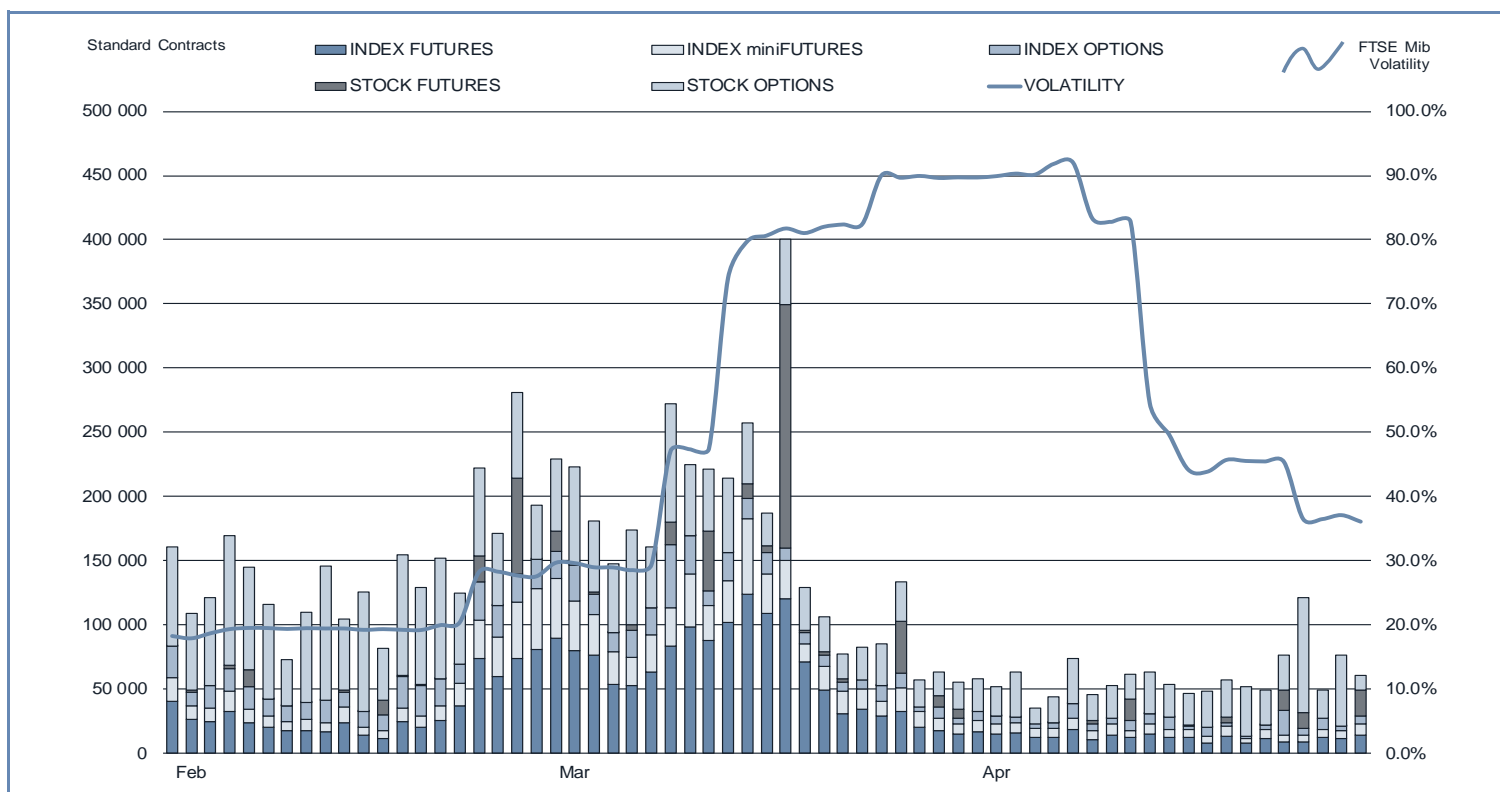
	NUMBER	SECURITIES		MONEY RAISED	SHARE-HOLDERS	INVESTORS			
		NEWLY ISSUED	SOLD			PUBLIC	EMPLOYEES	INSTIT. INVESTORS	OTHER
YEAR 2020 - TOTAL FROM CAPITAL INCREASE	-	-	-	-	-	-	-	-	-
MTA	-	-	-	-	-	-	-	-	-
- of which Star	-	-	-	-	-	-	-	-	-
Investme	-	-	-	-	-	-	-	-	-
AIM-MAC	-	-	-	-	-	-	-	-	-
YEAR 2020 TOTAL FROM OPVS (excluding closed-end funds)	1	5.7	-	5.7	-	-	-	5.7	-
MTA	-	-	-	-	-	-	-	-	-
- of which Star	-	-	-	-	-	-	-	-	-
Investment Companies	-	-	-	-	-	-	-	-	-
AIM-MAC	1	5.7	-	5.7	-	-	-	5.7	-
TOTAL IPO AND SPO	1	5.7	-	5.7	-	-	-	5.7	-
MTA	-	-	-	-	-	-	-	-	-
- of which Star	-	-	-	-	-	-	-	-	-
Investment Companies	-	-	-	-	-	-	-	-	-
AIM-MAC	1	5.7	-	5.7	-	-	-	5.7	-
TOTAL YEAR 2020 (excluding closed-end funds)	1	5.7	-	5.7	-	-	-	5.7	-

TAKEOVER BIDS

N° BIDDER	OFFER TYPE	TARGET SHARES	OFFER PERIOD		PRICE (eur)	SHARES		STAKE OWNED AFTER OFFER	TURNOVER (eur m)
			FROM	TO		REQUESTED	BOUGHT		
HITACHI RAIL ITALY	VOLUNTARY	ANSALDO STS	17.12.2018	18.01.2019	12.70	22 028 377	15 897 007	99.16%	201.89
ROSSINI INVESTIMENTI	MANDATORY	RECORDATI	02.01.2019	29.01.2019	27.55	95 643 680	59 816	51.82%	1.65
SOFIL	MANDATORY	PARMALAT	04.02.2019	22.02.2019	2.85	61 341 118	48 045 224	99.17%	136.93
LEADING JEWELS	VOLUNTARY	DAMIANI	04.02.2019	01.03.2019	0.86	9 230 263	4 216 903	81.64%	3.61
B-AGE NICE	MANDATORY	NICE	04.03.2019	22.03.2019	3.50	7 319 074	6 227 060	8.29%	21.79
FINKÉRAMOS	MANDATORY	GRUPPO CERAMICHE RICCHETTI	25.02.2019	29.03.2019	0.22	27 202 433	10 163 210	86.34%	2.19
SOLAREEDGE INVESTMENT	MANDATORY	S.M.R.E.	18.03.2019	05.04.2019	6.00	9 840 023	9 713 223	99.43%	58.28
NEXTE 1, BAYA, NOUS	VOLUNTARY	PLT ENERGIA	25.03.2019	12.04.2019	2.80	3 565 500	1 488 000	96.09%	4.17
MED PLATFORM I HOLDING	VOLUNTARY	BOMI ITALIA	08.04.2019	10.05.2019	4.00	16 893 916	16 650 721	98.56%	66.60
SAES GETTERS	VOLUNTARY	SAES GETTERS	06.05.2019	24.05.2019	23.00	3 900 000	6 475 263	81.09%	148.93
ASTM	VOLUNTARY	SIAS	08/07/2019	26/07/2019	17.50	11 377 108	11 376 796	68.54%	199.09
SUNRISE INVESTMENT	VOLUNTARY	ITALIAONLINE	29.07.2019	12.09.2019	2.82	12 656 520	3 047 771	2.66%	8.59
ALPERIA	MANDATORY	GRUPPO GREEN POWER	30.09.2019	18.10.2019	3.70	838 830	436 941	86.53%	1.61
AURORA DODICI	MANDATORY	BIODUE	04.11.2019	29.11.2019	6.50	1 809 380	1 347 356	95.36%	8.76
1 GAMMA BIDCO	MANDATORY	GAMENET	27.01.2020	14.02.2020	13.00	10 193 124	6 378 689	96.58%	82.92

AAI Before unexercised preemptive right auction
BEM Borsa Italiana Equity Market
AIMMA AIM - Mercato Alternativo del Capitale

IDEM - DERIVATIVES TRADING



	DAYS	MONTH	TURNOVER							OPEN INTEREST (4) NUMBER OF CONTRACTS	
			STANDARD CONTRACTS	TRADES NUMBER	TOTAL TURNOVER (1) eur m	OTHER (2)	% TOT SHARES (3)	STANDARD CONTRACTS	TRADES NUMBER		TURNOVER eur m
INDEX FUTURES (5)	84	TOT 2020	2 908 747	2 128 772	291 668.6	-	118.8%	34 628	25 343	3 472.2	65 971
	22	MAR 2020	1 383 575	963 204	120 667.8	-	137.0%	62 890	43 782	5 484.9	71 721
	20	APR 2020	255 442	205 185	21 523.1	-	53.5%	12 772	10 259	1 076.2	65 971
FTSE MIB INDEX miniFUTURES	84	TOT 2020	1 232 672	993 302	25 205.7	-	10.3%	14 675	11 825	300.1	16 691
	22	MAR 2020	530 759	420 541	9 496.3	-	10.8%	24 125	19 116	431.6	12 245
	20	APR 2020	135 326	111 645	2 308.8	-	5.7%	6 766	5 582	115.4	16 691
FTSE MIB INDEX OPTIONS	84	TOT 2020	1 104 251	183 950	58 630.0	1 758.8	23.9%	13 146	2 190	698.0	357 930
	22	MAR 2020	334 185	59 482	15 675.4	793.7	17.8%	15 190	2 704	712.5	350 368
	20	APR 2020	126 644	18 083	5 376.3	305.4	13.4%	6 332	904	268.8	357 930
STOCK FUTURES (6)	84	TOT 2020	598 759	604	1 575.2	-	0.7%	7 128	7	18.8	122 840
	22	MAR 2020	338 454	147	726.6	-	0.9%	15 384	7	33.0	124 714
	20	APR 2020	73 421	86	198.4	-	0.6%	3 671	4	9.9	122 840
STOCK DIVIDEND FUTURES	84	TOT 2020	18 305	54	4.6	-	-	218	0.6	0.05	36 670
	22	MAR 2020	12 825	22	3.01	-	-	583	1.0	0.14	37 595
	20	APR 2020	1 205	12	0.3	-	-	60	0.6	0.02	36 670
STOCK OPTIONS	84	TOT 2020	4 546 873	146 539	15 803.7	1 042.6	6.7%	54 129	1 745	188.1	4 822 736
	22	MAR 2020	938 965	39 023	2 930.1	311.3	3.4%	42 680	1 774	133.2	4 644 167
	20	APR 2020	599 279	24 615	1 573.8	187.7	4.1%	29 964	1 231	78.7	4 822 736
EQUITY DERIVATIVES TOTAL	84	TOT 2020	10 409 607	3 453 221	392 887.9	2 801.5	160.0%	123 924	41 110	4 677.2	5 422 838
	22	MAR 2020	3 538 763	1 482 419	149 499.1	1 105.0	169.7%	160 853	67 383	6 795.4	5 240 810
	20	APR 2020	1 191 317	359 626	30 980.7	493.1	77.1%	59 566	17 981	1 549.0	5 422 838
ELECTRICITY FUTURES	84	TOT 2020	50	8	2.2	40 500	-	0.6	0.1	0.03	110
	22	MAR 2020	-	-	-	-	-	-	-	-	115
	20	APR 2020	35	6	1.9	34 020	-	1.8	0.3	0.09	110
WHEAT FUTURE	84	TOT 2020	-	-	-	-	-	-	-	-	-
	22	MAR 2020	-	-	-	-	-	-	-	-	-
	20	APR 2020	-	-	-	-	-	-	-	-	-
IDEM TOTAL	84	TOT 2020	10 409 657	3 453 229	392 890.1	-	-	123 924	41 110	4 677.3	5 422 948
	22	MAR 2020	3 538 763	1 482 419	149 499.1	-	-	160 853	67 383	6 795.4	5 240 925
	20	APR 2020	1 191 352	359 632	30 982.5	-	-	59 568	17 982	1 549.1	5 422 948

(1) The notional turnover is computed as the product of contracts number, price and index multiplier for index futures; contracts number, price and size multiplier for stock futures; contracts number, strike prices and index multiplier for index options; contracts number, price and size multiplier for stock options.

(2) Premium in euro million for options and equity derivatives total; traded MWH for electricity future, tons for wheat future.

(3) As percentage on shares turnover (total shares for Index derivatives and Idem total; shares with underlying listed on Borsa Italiana for stock futures and stock options).

(4) Gross figures for Open positions at the end of period.

(5) Includes data for FTSE MIB index futures, FTSE MIB index dividend futures and FTSE PIR PMI index futures.

(6) Includes data for European stock futures.

Additional Information:

This publication uses only electronic trading data (daily and after hours sessions); trades that are reported to Borsa Italiana under its rules but executed away from its electronic order books are not included.

Shares of foreign companies, which are exclusively listed on Borsa Italiana and on no other European Exchange, are considered Domestic Companies, included in the Domestic Capitalisation and in the Domestic Trading figures.

* MIV figures include Investment Companies, SPAC and FIA.

There were 20 trading days in April 2020 and 20 trading days in April 2019 on Borsa Italiana.

There were 84 trading days in the period January - April 2020 and 83 trading days in the period January - April 2019.

This document contains text, data, graphics, photographs, illustrations, artwork, names, logos, trade marks, service marks and information ("Information") connected with Borsa Italiana S.p.A. ("Borsa Italiana").

All reasonable efforts have been made to ensure that the Information in this document was correct at the time of publication. However, Borsa Italiana Spa accepts no liability for decisions taken, or systems-related or other work carried out by any party based on this document. The publication of this document does not represent solicitation, by Borsa Italiana, of public saving and is not to be considered as a recommendation by Borsa Italiana as to the suitability of the investment, if any, herein described.

© April 2020 Borsa Italiana S.p.A. All rights reserved.

6th May 2020 - 9:30

Markets Analysis
Piazza degli Affari, 6 - 20123 Milano
T +39 02 724261 | Fax +39 02 8646.4323
e-mail: markets_analysis@borsaitaliana.it
www.borsaitaliana.it



London
Stock Exchange Group