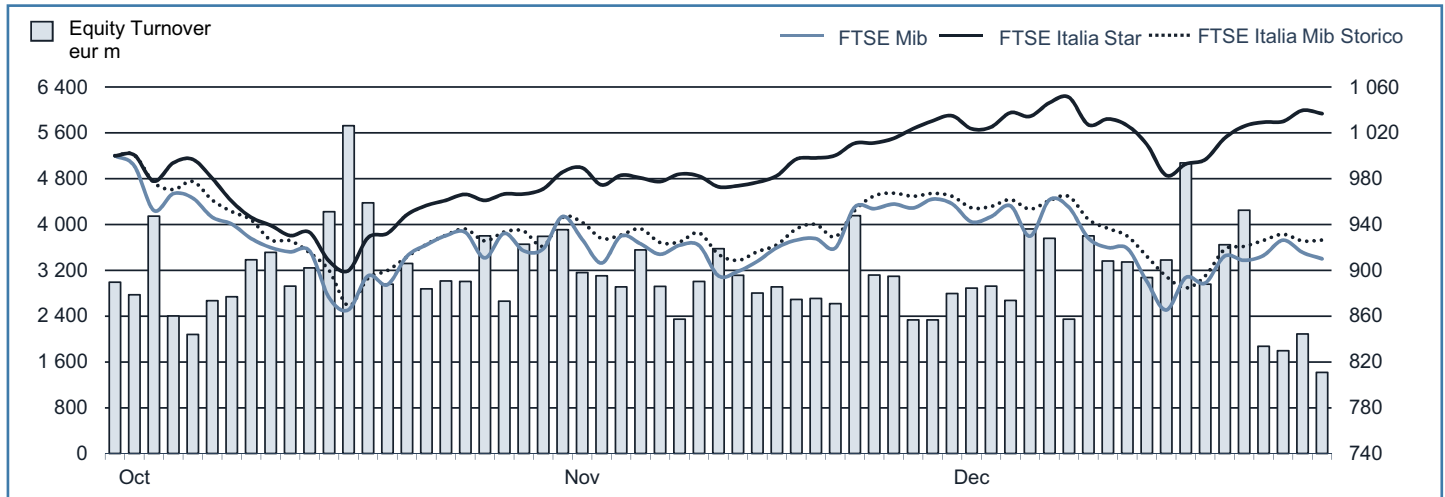


**MONTHLY UPDATE**
**December 2014**
**EQUITY DAILY TURNOVER AND MAIN INDICES (BASE = 1000 30.09.2014)**

**STOCK INDICES**

	28 NOV 2014	30 DEC 2014	Var. % MoM	Var. % 2013 end	Volatility Dec 2014
FTSE Italia Mib Storico	16 649	15 988	-4.0%	-0.4%	18.9%
FTSE Mib	20 015	19 012	-5.0%	0.2%	31.5%
FTSE Italia Star	18 626	18 660	0.2%	9.6%	19.4%

**FTSE MIB VOLATILITY**

**TRADING - DAILY AVERAGE**

	(*)	JAN-DEC 2013		JAN-DEC 2014		DEC 2014	
		Trades Number	Turnover eur m	Trades Number	Turnover eur m	Trades Number	Turnover eur m
Shares	▲	226 538	2 156.7	264 133	2 872.0	257 624	3 082.7
Securitized Derivatives	▲	6 544	64.7	9 453	97.9	10 648	88.4
ETF Plus	▲	11 058	263.4	12 189	292.5	14 832	337.9
Fixed Income	▼	23 762	1 329.2	19 402	1 306.2	17 647	1 097.7

(\*) Indicators are related to turnover figures.

**LISTING**

	30 DEC 2013	28 NOV 2014	30 DEC 2014
MTA Domestic	243	239	238
of which STAR	67	67	66
MTA Foreign	5	5	5
of which STAR	1	1	1
MIV (Investment Companies and SPAC)	6	6	6
MTA International	36	36	36
AIM Italia - MAC	36	55	57
<b>Listed Companies Total</b>	<b>326</b>	<b>341</b>	<b>342</b>
Warrant	27	30	29
MIV Closed End Funds	25	26	25
ETF	658	669	673
ETC/ETN	177	250	254
<b>ETF Plus Total</b>	<b>835</b>	<b>919</b>	<b>927</b>
Securitized Derivatives	5 140	5 445	4 172
Convertibles Bonds	8	13	14
Mot - Government Bonds	108	114	113
Mot - Bonds	689	456	456
Mot - Eurobonds and ABSs	400	538	538
<b>MOT Total</b>	<b>1 197</b>	<b>1 108</b>	<b>1 107</b>
Extratrot	381	540	556
<b>Fixed Income Total</b>	<b>1 578</b>	<b>1 648</b>	<b>1 663</b>

**MOST TRADED SHARES IN THE MONTH**

Shares	Mkt	Turnover eur m	% TOT
Intesa Sanpaolo	MTA	9 259.4	15.8%
Unicredit	MTA	8 603.5	14.7%
Eni	MTA	7 356.6	12.6%
Fiat Chrysler Automobiles	MTA	4 455.7	7.6%
Enel	MTA	3 556.2	6.1%

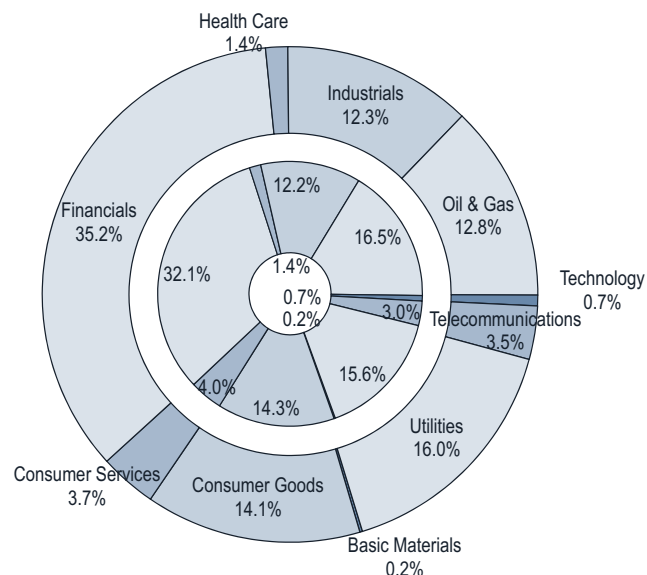
**BEST PERFORMANCES IN THE MONTH**

Shares	Mkt	Var. % MoM	Var % 2013 end
Enertronica	AIMMA	41.8%	-5.6%
Ki Group	AIMMA	27.3%	-40.1%
La Doria	MTA	20.7%	108.3%
Delclima	MTA	16.1%	57.5%
Biesse	MTA	12.7%	77.6%

 Performances are computed with no-rounded official prices.  
 Performance is not included for shares not listed at 2013 end or unlimited suspended at December 2014 end

## CAPITALISATION

Domestic Companies Capitalisation (eur m)	30 DEC 2013	28 NOV 2014	30 DIC 2014
MTA Capitalisation	445 167	483 119	465 562
<i>of which STAR</i>	21 475	22 548	22 479
MIV (Investment Companies e SPAC)	291	241	236
AIM Italia - MAC	1 183	1 995	2 052
<b>Total</b>	<b>446 641</b>	<b>485 355</b>	<b>467 849</b>
Capitalisation (% GDP)			
MTA	27.5%	29.9%	28.8%
<i>of which STAR</i>	1.3%	1.4%	1.4%
<b>Total</b>	<b>27.6%</b>	<b>30.0%</b>	<b>28.9%</b>
Capitalisation (% Tot.)			
FTSE MIB Shares	80.8%	81.0%	80.6%

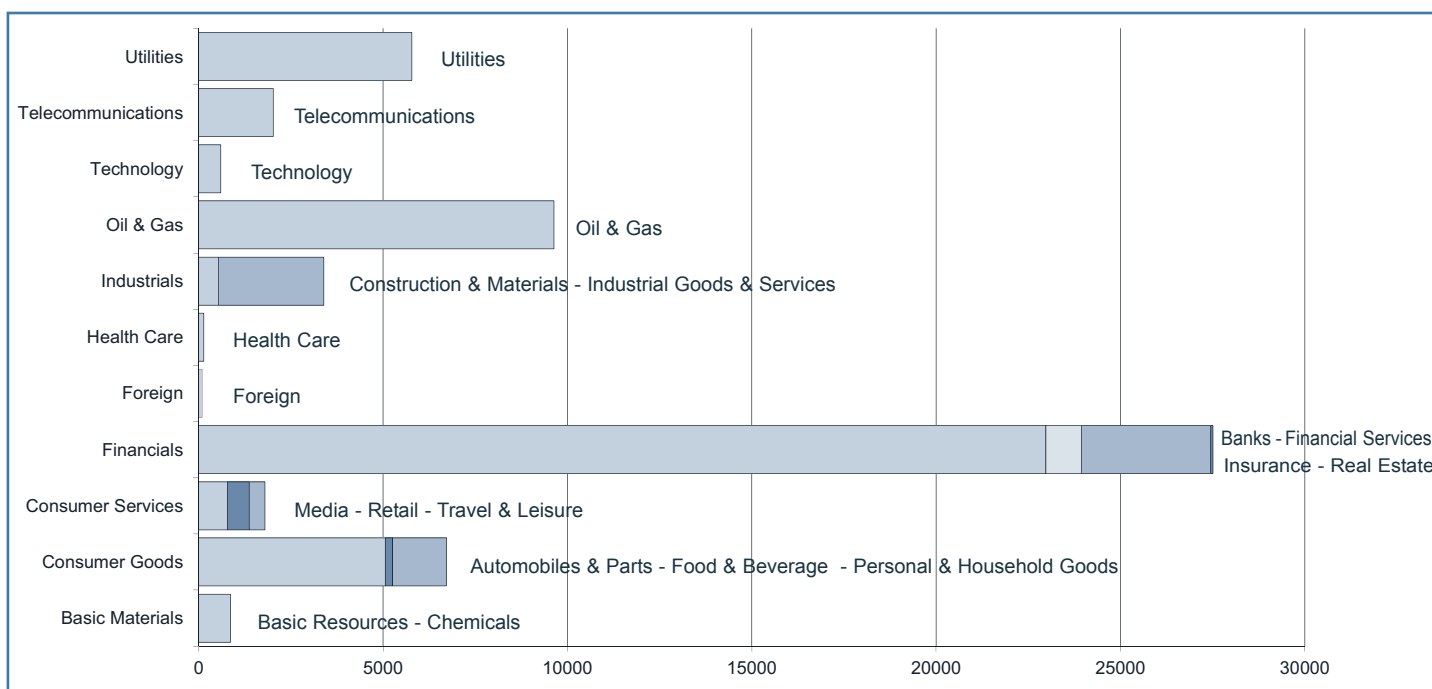


Note: internal chart: capitalisation on 30.12.2013;  
external chart: capitalisation on 30.12.2014.

## TRADING

SHARES	JAN-DEC 2013		JAN-DEC 2014		DEC 2014		OTHER INSTRUMENTS	JAN-DEC 2013		JAN-DEC 2014		DEC 2014	
	Trades Number	Turnover eur m	Trades Number	Turnover eur m	Trades Number	Turnover eur m		Trades Number	Turnover eur m	Trades Number	Turnover eur m	Trades Number	Turnover eur m
MTA Domestic	54 770 153	526 197.8	63 840 255	702 356.2	4 722 407	57 069.8	SeDex	1 649 198	16 315.2	2 382 078	24 661.1	202 321	1 678.8
<i>of which STAR</i>	2 855 960	9 324.7	4 906 481	18 485.5	272 674	962.1	Warrant	51 616	39.2	66 623	63.4	2 638	1.9
MTA Foreign	1 929 903	15 222.7	2 357 529	19 699.2	151 447	1 403.1	MIV Closed End Funds	56 648	150.6	79 775	300.9	7 155	17.4
<i>of which STAR</i>	17 408	106.3	43 367	342.0	4 500	41.6	ETF	2 305 819	60 649.6	2 325 990	66 298.2	194 951	5 640.3
MIV Invest. Companies	57 826	72.5	64 266	88.0	1 415	1.2	ETC	480 899	5 725.0	745 697	7 407.6	86 860	780.1
MTA International	285 528	1 860.0	186 611	1 285.3	10 340	71.3	<b>ETF Plus</b>	<b>2 786 718</b>	<b>66 374.6</b>	<b>3 071 687</b>	<b>73 705.8</b>	<b>281 811</b>	<b>6 420.4</b>
AIM Italia - MAC	44 257	140.3	112 854	325.7	9 239	25.2	Convertible Bonds	38 055	602.5	13 601	171.3	737	8.8
<b>Total</b>	<b>57 087 667</b>	<b>543 493.3</b>	<b>66 561 515</b>	<b>723 754.4</b>	<b>4 894 848</b>	<b>58 570.7</b>	Subscription rights	142 407	54.0	1 217 266	2 685.3	33	0.7
FTSE MIB Shares							Mot - Government Bonds	4 657 157	308 803.6	3 603 636	302 295.9	237 407	19 023.0
% Shares Total	77.8%	91.7%	74.7%	91.3%	79.9%	93.9%	Mot - Bonds	889 266	14 916.7	592 255	9 951.3	36 434	541.6
							Mot - Eurobonds and ABSs	346 173	6 224.8	613 188	10 851.4	57 656	1 003.3
							ExtraMOT	95 302	5 025.5	80 289	6 053.9	3 802	287.5
							<b>Fixed Income Total</b>	<b>5 987 898</b>	<b>334 970.5</b>	<b>4 889 368</b>	<b>329 152.5</b>	<b>335 299</b>	<b>20 855.4</b>

## INDUSTRY/SUPERSECTOR TURNOVER (eur m)



## NEW LISTINGS

### RECENT EVENTS

ISSUER	MKT	SHARES	TRADING FIRST DAY	EVENT	1st DAY CAPITALISATION (eur m)	SPONSOR (NOMAD for AIM Italia)
Tecnoinvestimenti	AIMMA	O	06.08.2014	IPO	108.49	Envent
Fiat Chrysler Automobiles N.V.	MTA	O	13.10.2014	Merger of Fiat S.p.A. in Fiat Chrysler Automobiles N.V.	8 527.70	..
Bio On	AIMMA	O	24.10.2014	IPO	81.24	Envent
RAI Way	MTA	O	19.11.2014	IPO	832.55	Banca IMI
Modelleria Brambilla	AIM / MAC	O	05.12.2014	IPO	10.93	Integrae Sim
Axelero	AIM / MAC	O	11.12.2014	IPO	74.64	Banca Pop Vicenza
Giorgio Fedon	AIM / MAC	O	18.12.2014	Admission of instrument with existing free float	13.00	Banca Finnat Euramerica

### NEWLY ADMITTED COMPANIES (THROUGH IPOs, SPOs AND INSTITUTIONAL PLACINGS)

Security:	TECH-VALUE			Total	of which Public	of which Institutionals
Offer period:	05.08.2014	Offered shares:	max	1 100 000	min	max 1 100 000
Offer price:	4.15	Greenshoe:	max	....	....	-
Bookbuilding range:	....	Requested shares:		....	....	....
Minimum lot:	....	Allotted shares:		410 040	....	410 040
Placed stake:	13.5%	- of which greenshoe:		-	-	-
		Capital raised (ML euro):		1.70	....	1.70
		- from newly issued shares:		1.70		
Blt alphabetical code:	....					
Bloomberg code:	....	Market and segment:		AIM Italia - Mercato Alternativo del Capitale		
Reuters code:	....	Sector:		....		
Security:	GO INTERNET			Total	of which Public	of which Institutionals
Offer period:	06.08.2014	Offered shares:	max	4 359 999	min 1 814 545	max 2 545 454
Offer price:	2.75	Greenshoe:	max	....	....	-
Bookbuilding range:	2.7500-4.0000	Requested shares:		....	....	....
Minimum lot:	500	Allotted shares:		1 828 500	240 500	1 588 000
Placed stake:	30.5%	- of which greenshoe:		-	-	-
		Capital raised (ML euro):		5.03	0.66	4.37
		- from newly issued shares:		5.03		
Blt alphabetical code:	....					
Bloomberg code:	....	Market and segment:		AIM Italia - Mercato Alternativo del Capitale		
Reuters code:	....	Sector:		....		
Security:	TECNOINVESTIMENTI			Total	of which Public	of which Institutionals
Offer period:	06.08.2014	Offered shares:	max	10 700 000	min	max 10 700 000
Offer price:	3.40	Greenshoe:	max	....	....	-
Bookbuilding range:	....	Requested shares:		....	....	....
Minimum lot:	....	Allotted shares:		6 700 000	....	6 700 000
Placed stake:	21.1%	- of which greenshoe:		-	-	-
		Capital raised (ML euro):		22.78	....	22.78
		- from newly issued shares:		22.78		
Blt alphabetical code:	....					
Bloomberg code:	....	Market and segment:		AIM Italia - Mercato Alternativo del Capitale		
Reuters code:	....	Sector:		....		
Security:	BIO ON			Total	of which Public	of which Institutionals
Offer period:	24.10.2014	Offered shares:	max	1 375 000	min	max 1 375 000
Offer price:	5.00	Greenshoe:	max	....	....	-
Bookbuilding range:	....	Requested shares:		....	....	....
Minimum lot:	....	Allotted shares:		1 375 000	....	1 375 000
Placed stake:	10.4%	- of which greenshoe:		-	-	-
		Capital raised (ML euro):		6.88	....	6.88
		- from newly issued shares:		6.19		
Blt alphabetical code:	....					
Bloomberg code:	....	Market and segment:		AIM Italia - Mercato Alternativo del Capitale		
Reuters code:	....	Sector:		....		
Security:	RAI WAY			Total	of which Public	of which Institutionals
Offer period:	03.11.2014 13.11.2014	Offered shares:	max	83 000 000	min 4 150 000	max 74 700 000
Offer price:	2.95	Greenshoe:	max	12 000 000	....	-
Bookbuilding range:	....	Requested shares:		173 733 020	16 818 000	156 915 020
Minimum lot:	1 000	Allotted shares:		95 000 000	11 864 000	83 136 000
Placed stake:	34.9%	- of which greenshoe:		12 000 000	-	12 000 000
		Capital raised (ML euro):		280.25	35.00	245.25
		- from newly issued shares:		-		
Blt alphabetical code:	....					
Bloomberg code:	....	Market and segment:		MTA - ....		
Reuters code:	....	Sector:		....		
Security:	MODELLERIA BRAMBILLA			Total	of which Public	of which Institutionals
Offer period:	05.12.2014	Offered shares:	max	600 000	min	max 600 000
Offer price:	2.50	Greenshoe:	max	....	....	-
Bookbuilding range:	....	Requested shares:		....	....	....
Minimum lot:	....	Allotted shares:		600 000	....	600 000
Placed stake:	15.8%	- of which greenshoe:		-	-	-
		Capital raised (ML euro):		1.50	....	1.50
		- from newly issued shares:		1.50		
Blt alphabetical code:	....					
Bloomberg code:	....	Market and segment:		AIM Italia - Mercato Alternativo del Capitale		
Reuters code:	....	Sector:		....		
Security:	AXELERO			Total	of which Public	of which Institutionals
Offer period:	11.12.2014	Offered shares:	max	4 500 000	min	max 4 500 000
Offer price:	5.50	Greenshoe:	max	300 000	....	-
Bookbuilding range:	....	Requested shares:		....	....	....
Minimum lot:	....	Allotted shares:		4 500 000	....	4 500 000
Placed stake:	33.1%	- of which greenshoe:		-	-	-
		Capital raised (ML euro):		24.75	....	24.75
		- from newly issued shares:		19.80		
Blt alphabetical code:	....					
Bloomberg code:	....	Market and segment:		AIM Italia - Mercato Alternativo del Capitale		
Reuters code:	....	Sector:		....		

Note: The column "Total" includes, in addition to public and institutional tranches, also prospective offers reserved to other investors (family & friends etc.). Allotted shares figure doesn't include over-allotted shares until the greenshoe option is possibly exercised.

## RIGHT ISSUES

N°	MKT SEG.	SECURITIES	OPTION RIGHTS TRADING PERIOD		OFFER PRICE	OFFERED SHARES	ISSUE RATE	UNEXERCISED PREEMPTIVE RIGHTS (%)	ALLOTTED SHARES	CAPITAL RAISED (eur m)
			FROM	TO						
19	AIM-MAC	VALORE ITALIA OCV	18.08.2014	12.09.2014	1125.00	4 400	1ocv:23474 ord	36.8%	2 782 AAI	3.1
20	MTA/STAR	IGD - IMM. GRANDE DISTRIBUZIONE ORD	29.09.2014	17.10.2014	0.50	396 186 626	11:10 ord , 11:10 rights	0.2%	396 186 626	199.7
21	MTA -	BENI STABILI ORD	29.09.2014	17.10.2014	0.42	353 122 982	1ord :8 rights	0.6%	353 122 982	149.7
22	AIM-MAC	FINTEL ENERGIA GROUP ORD	13.10.2014	31.10.2014	3.13	1 594 249	1:15 ord , 1:15 rights	93.3%	1 594 249	5.0
23	MTA -	TREVI FINANZIARIA INDUSTRIALE ORD	20.10.2014	06.11.2014	2.10	94 588 965	27:20 ord , 27:20 rights	0.3%	94 588 965	198.6
24	AIM-MAC	TE WIND ORD	20.10.2014	18.11.2014	1.00	4 862 616	3ord:7rights	93.7%	305 175 AAI	0.3
25	MTA -	CATTOLICA ASSICURAZIONI ORD	10.11.2014	27.11.2014	4.25	117 500 880	21:10 ord , 21:10 rights	0.5%	117 500 880	499.4
26	AIM-MAC	VITA SOCIETA EDITORIALE ORD	10.11.2014	27.11.2014	0.28	6 669 285	1:2 ord , 1:2 diritti	64.6%	2 361 522 AAI	0.7
27	AIM-MAC	PRIMI SUI MOTORI ORD	27.10.2014	04.12.2014	22.50	173 830	1:8 ord , 1:8 rights	86.8%	22 892 AAI	0.5

## SCRIP RIGHT ISSUES

N°	MKT SEG.	SECURITIES	EFFECTIVE DATE	NOMINAL VALUE		ISSUED SHARES	ISSUE RATE	VALUE (eur m)
				BEFORE	AFTER			
4	AIM-MAC	FRENDY ENERGY	26.05.2014	-	-	8 940 196	1:3	2.2
5	MTA	BANCA POPOLARE SONDRIO	09.06.2014	3.000	3.000	30 814 798	1:10	92.4
6	MTA	ANSALDO STS	14.07.2014	0.5000	0.5000	20 000 000	1:9	10.0
7	MTA	BANCO SANTANDER	14.07.2014	0.5000	0.5000	240 368 992	1:49	120.2
8	MTA	BANCO SANTANDER	17.10.2014	0.5000	0.5000	260 610 676	1:46	130.3

## TOTAL MONEY RAISED (EUR M)

	NUMBER	SECURITIES		MONEY RAISED	SHARE-HOLDERS	INVESTORS			
		NEWLY ISSUED	SOLD			PUBLIC	EMPLOYEES	INSTIT. INVESTORS	OTHER
<b>a) YEAR 2014 - CAPITAL INCREASES</b>	<b>27</b>	<b>11 074.7</b>	<b>-</b>	<b>11 074.7</b>	<b>11 074.7</b>	<b>-</b>	<b>-</b>	<b>-</b>	<b>-</b>
MTA	20	11 059.4	-	11 059.4	11 059.4	-	-	-	-
- of which Star	2	228.7	-	228.7	228.7	-	-	-	-
MIV	-	-	-	-	-	-	-	-	-
AIM Italia - Mercato Alternativo del Capitale	7	15.2	-	15.2	15.2	-	-	-	-
<b>b) YEAR 2014 - OPVS TOTAL (Excluded Closed-end funds)</b>	<b>26</b>	<b>766.8</b>	<b>2 133.4</b>	<b>2 900.1</b>	<b>-</b>	<b>490.5</b>	<b>18.9</b>	<b>2 390.7</b>	<b>-</b>
MTA	5	580.47	2 110.67	2 691.14	-	487.75	18.36	2 185.02	-
- of which Star	-	-	-	-	-	-	-	-	-
MIV	-	-	-	-	-	-	-	-	-
AIM Italia - Mercato Alternativo del Capitale	21	186.30	22.71	209.00	-	2.73	0.56	205.71	-
<b>NEW LISTINGS</b>	<b>26</b>	<b>766.77</b>	<b>2 133.37</b>	<b>2 900.1</b>	<b>-</b>	<b>490.49</b>	<b>18.92</b>	<b>2 390.73</b>	<b>-</b>
MTA	5	580.47	2 110.67	2 691.14	-	487.75	18.36	2 185.02	-
- of which Star	-	-	-	-	-	-	-	-	-
MIV	-	-	-	-	-	-	-	-	-
AIM Italia - Mercato Alternativo del Capitale	21	186.30	22.71	209.00	-	2.73	0.56	205.71	-
<b>YEAR 2014 - MONEY RAISED (a+b)</b>	<b>53</b>	<b>11 841.4</b>	<b>2 133.4</b>	<b>13 974.8</b>	<b>11 074.7</b>	<b>490.5</b>	<b>18.9</b>	<b>2 390.7</b>	<b>-</b>

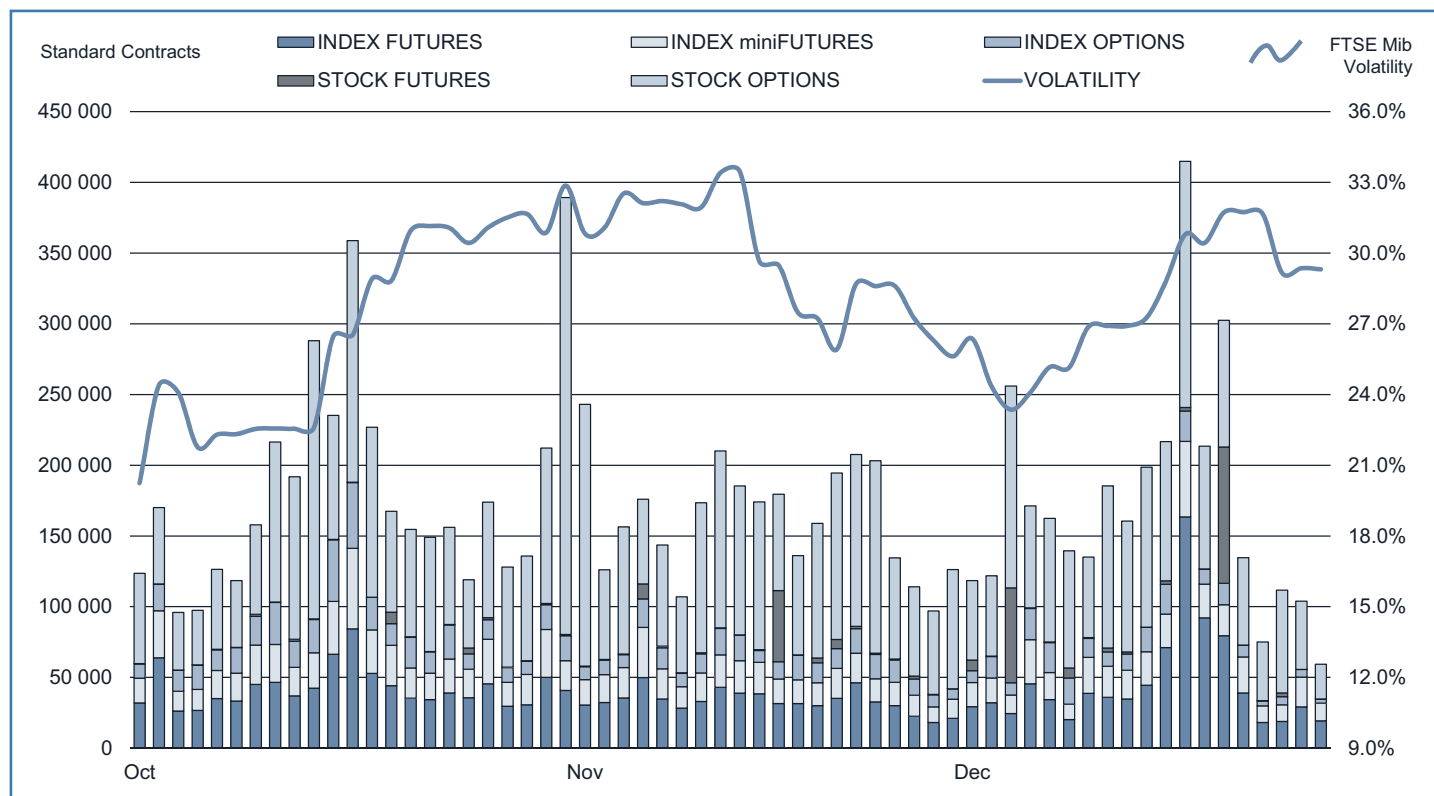
## TAKEOVER BIDS

N°	BIDDER	OFFER TYPE	TARGET SHARES	OFFER PERIOD		PRICE (eur)	SHARES		STAKE OWNED AFTER OFFER	TURNOVER (eur m)
				FROM	TO		REQUESTED	BOUGHT		
1	HAWORTH ITALY HOLDING S.R.L.	MANDATORY	POLTRONA FRAU	28.04.2014	23.05.2014	2.960	58 094 459	45 316 731	90.89%	134.14
2	SVILUPPO IDRICO SRL	VOLUNTARY	ACQUE POTABILI	14.04.2014	30.05.2014	1.200	13 785 355	9 431 746	87.91%	11.32
3	CORPORACION AMERICA ITALIA S.R.L.	MANDATORY	AEROPORTO DI FIRENZE	29.04.2014	03.06.2014	13.380	6 016 989	1 407 712	48.98%	18.84
4	CORPORACION AMERICA ITALIA S.R.L.	VOLUNTARY	SAT	29.04.2014	03.06.2014	14.220	7 159 198	2 597 164	53.73%	36.93
5	VODAFONE GLOBAL ENTERPRISE LTD	VOLUNTARY	COBRA	07.07.2014	25.07.2014	1.490	97 061 271	94 471 802	97.33%	140.76
6	B.F. HOLDING SPA	MANDATORY	BONIFICHE FERRARESI	10.07.2014	01.08.2014	30.500	2 228 900	1 061 117	79.24%	32.36
7	WHIRLPOOL ITALIA HOLDINGS	MANDATORY	INDESIT COMPANY	03.11.2014	21.11.2014	11.000	34 244 635	31 301 180	87.78%	344.31

Notes: AAI Before unexercised preemptive right auction  
 AEG Before greenshoe  
 AIMMA AIM - Mercato Alternativo del Capitale

COMP Compendium  
 MTAI MTA International  
 ST Star Segment

## IDEM - DERIVATIVES TRADING



	DAYS	MONTH	TURNOVER (1)						OPEN INTEREST (4)		
			TOTAL			DAILY AVERAGE			NUMBER OF CONTRACTS		
			STANDARD CONTRACTS	TRADES NUMBER	TURNOVER eur m	OTHER (2)	% TOT SHARES (3)	STANDARD CONTRACTS		TRADES NUMBER	TURNOVER eur m
INDEX FUTURES (5)	252	YEAR 2014	8 493 311	5 660 630	860 854.2	..	118.9%	33 704	22 463	3 416.1	48 081
	20	NOV 2014	663 850	481 605	64 179.6	..	108.3%	33 193	24 080	3 209.0	45 813
	19	DEC 2014	870 777	502 828	82 605.7	..	141.0%	45 830	26 465	4 347.7	48 081
INDEX MINIFUTURES (6)	252	YEAR 2014	4 204 244	3 043 378	84 880.2	..	11.7%	16 684	12 077	336.8	1 843
	20	NOV 2014	383 976	275 004	7 425.2	..	12.5%	19 199	13 750	371.3	8 011
	19	DEC 2014	405 379	281 515	7 751.3	..	13.2%	21 336	14 817	408.0	1 843
INDEX OPTIONS	252	YEAR 2014	4 015 974	596 746	203 591.0	3 908.8	28.1%	15 936	2 368	807.9	248 010
	20	NOV 2014	266 709	45 199	12 880.7	232.7	21.7%	13 335	2 260	644.0	404 323
	19	DEC 2014	240 549	45 682	11 622.8	213.9	19.8%	12 660	2 404	611.7	248 010
STOCK FUTURES (7)	252	YEAR 2014	605 592	7 317	1 830.4	..	0.3%	2 403	29	7.3	70 468
	20	NOV 2014	81 860	665	136.5	..	0.2%	4 093	33	6.8	96 692
	19	DEC 2014	191 658	434	677.9	..	1.2%	10 087	23	35.7	70 468
SINGLE STOCK DIVIDEND FUTURES	252	YEAR 2014	133 853	388	30.6	..	..	531	2	0.1	38 456
	20	NOV 2014	3 060	20	1.0	..	..	153	1	0.05	134 859
	19	DEC 2014	1 045	36	0.9	..	..	55	2	0.05	38 456
STOCK OPTIONS	252	YEAR 2014	21 585 798	552 979	63 016.7	2 736.5	9.2%	85 658	2 194	250.1	3 083 827
	20	NOV 2014	1 850 615	45 875	5 497.0	212.0	9.6%	92 531	2 294	274.9	5 261 686
	19	DEC 2014	1 572 583	44 783	4 700.8	212.0	8.3%	82 768	2 357	247.4	3 083 827
EQUITY DERIVATIVES TOTAL	252	YEAR 2014	39 038 772	9 861 438	1 214 203.1	6 645.3	167.8%	154 916	39 133	4 818.3	3 490 685
	20	NOV 2014	3 250 070	848 368	90 120.0	444.7	152.1%	162 504	42 418	4 506.0	5 951 384
	19	DEC 2014	3 281 991	875 278	107 359.4	425.9	183.3%	172 736	46 067	5 650.5	3 490 685
ELECTRICITY FUTURES	252	YEAR 2014	7 544	1103	828.4	15 205 845	..	30	4	3.3	1 726
	20	NOV 2014	245	35	21.2	380 409	..	12	2	1.1	1 782
	19	DEC 2014	384	60	82.4	1 589 316	..	20	3	4.3	1 726
WHEAT FUTURE	252	YEAR 2014	880	253	14.8	44 000	..	3	1	0.1	187
	20	NOV 2014	157	23	3	7 850	..	8	1	0.1	157
	19	DEC 2014	54	6	1	2 700	..	3	0.3	0.05	187
IDEM TOTAL	252	YEAR 2014	39 047 196	9 862 794	1 215 046.3	..	..	154 949	39 138	4 821.6	3 492 598
	20	NOV 2014	3 250 472	848 426	90 144.1	..	..	162 524	42 421	4 507.2	5 953 323
	19	DEC 2014	3 282 429	875 344	107 442.7	..	..	172 759	46 071	5 654.9	3 492 598

(1) The notional turnover is computed as the product of contracts number, price and index multiplier for index futures; contracts number, price and size multiplier for stock futures; contracts number, strike prices and index multiplier for index options; contracts number, strike prices and sizes for stock options.

(2) Premium in euro million for options and equity derivatives total; traded MWh for electricity future, tons for wheat future.

(3) As percentage on shares turnover (total shares for Index derivatives and Idem total; shares with underlying listed on Borsa Italiana for stock futures and stock options).

(4) Open positions at the end of period. Net figures for futures, gross figures for options.

(5) Includes data for FTSE MIB Dividend Futures.

(6) Includes data for FTSE 100 miniFutures.

(7) Includes data for pan-european stock futures.

**Additional Information:**

This publication uses only electronic trading data; trades that are reported to Borsa Italiana under its rules but executed away from its electronic order books are not included.

There were 19 trading days in December 2014 and 18 trading days in December 2013 on Borsa Italiana.

There were 252 trading days in the period January - December 2014 and 252 trading days in the period January - December 2013.

This document contains text, data, graphics, photographs, illustrations, artwork, names, logos, trade marks, service marks and information ("Information") connected with Borsa Italiana S.p.A. ("Borsa Italiana").

All reasonable efforts have been made to ensure that the Information in this document was correct at the time of publication. However, Borsa Italiana Spa accepts no liability for decisions taken, or systems-related or other work carried out by any party based on this document. The publication of this document does not represent solicitation, by Borsa Italiana, of public saving and is not to be considered as a recommendation by Borsa Italiana as to the suitability of the investment, if any, herein described.

© December 2014 Borsa Italiana S.p.A.. All rights reserved.

*Register on line if you want receive Monthly Update at your preferred address as soon as the new release is published.*  
<http://www.borsaitalia.it/bitApp/servlet/RegistrationController?target=frmBase&lang=en>

7th January 2014 - 17:00

Markets Analysis  
Piazza degli Affari, 6 - 20123 Milano  
T +39 02 724261 | Fax +39 02 8646.4323  
e-mail: [markets\\_analysis@borsaitaliana.it](mailto:markets_analysis@borsaitaliana.it)  
[www.borsaitaliana.it](http://www.borsaitaliana.it)



**London**  
Stock Exchange Group