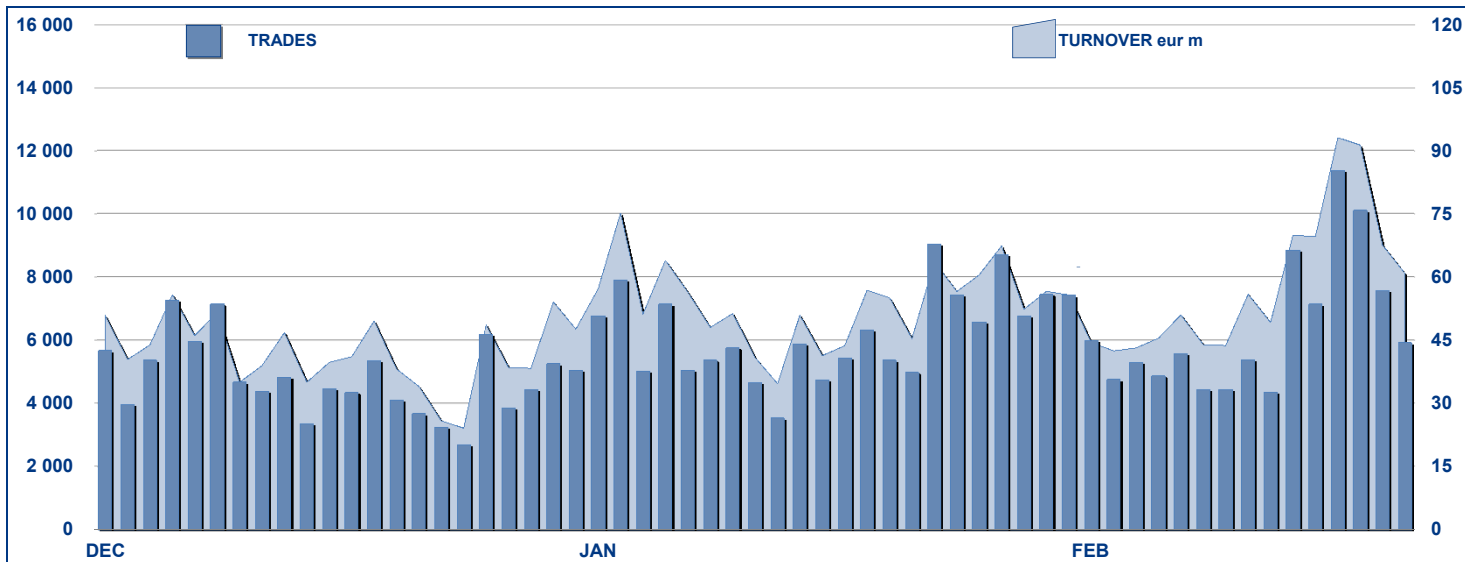


SECURITISED DERIVATIVES DAILY TURNOVER



MAIN INDICATORS

LISTED SeDeX

TRADING

	DEC 2012		JANUARY 2013		FEBRUARY 2013		JANUARY 2013		FEBRUARY 2013		JAN - FEB 2013	
	LISTED	END OF MONTH	LISTED	END OF MONTH	LISTED	END OF MONTH	TRADES	TURNOVER	TRADES	TURNOVER	TRADES	TURNOVER
			NEW LISTED		NEW LISTED		number	eur m	number	eur m	number	eur m
MARKET SEGMENTS												
CW PLAIN VANILLA	2 935	3 751	847	3 382	109	55 368	264.4	67 201	473.2	122 569	737.5	
STRUCTURED/EXOTIC CW	87	87	-	87	-	38	0.0	60	0.0	98	0.1	
LEVERAGE CERTIFICATES	667	654	52	612	22	44 147	357.1	51 962	449.6	96 109	806.6	
INVESTMENT CERTIFICATES CLASS A	143	143	-	142	-	355	2.5	251	3.1	606	5.6	
INVESTMENT CERTIFICATES CLASS B	927	883	14	899	51	25 483	497.0	13 649	239.8	39 132	736.8	
TOTAL	4 759	5 518	913	5 122	182	125 391	1 121.0	133 123	1 165.6	258 514	2 286.6	

UNDERLYING ASSETS

	DEC 2012	JANUARY 2013	FEBRUARY 2013	JANUARY 2013	FEBRUARY 2013	JAN - FEB 2013
	LISTED	END OF MONTH	NEW LISTED	LISTED	END OF MONTH	TRADES
						number
DOMESTIC SHARES	2 050	2 628	634	2 321	140	43 315
DOMESTIC INDICES	773	840	113	799	4	61 297
FOREIGN SHARES	392	460	93	445	20	2 953
FOREIGN INDICES	933	982	72	966	15	13 019
COMMODITIES (*)	241	241	-	240	-	664
INTEREST RATE (**)	126	126	-	125	-	345
CROSS RATE (***)	100	100	-	85	-	1 243
OTHERS	144	141	1	141	3	2 555
TOTAL	4 759	5 518	913	5 122	182	125 391

(*) Futures on Commodities are included

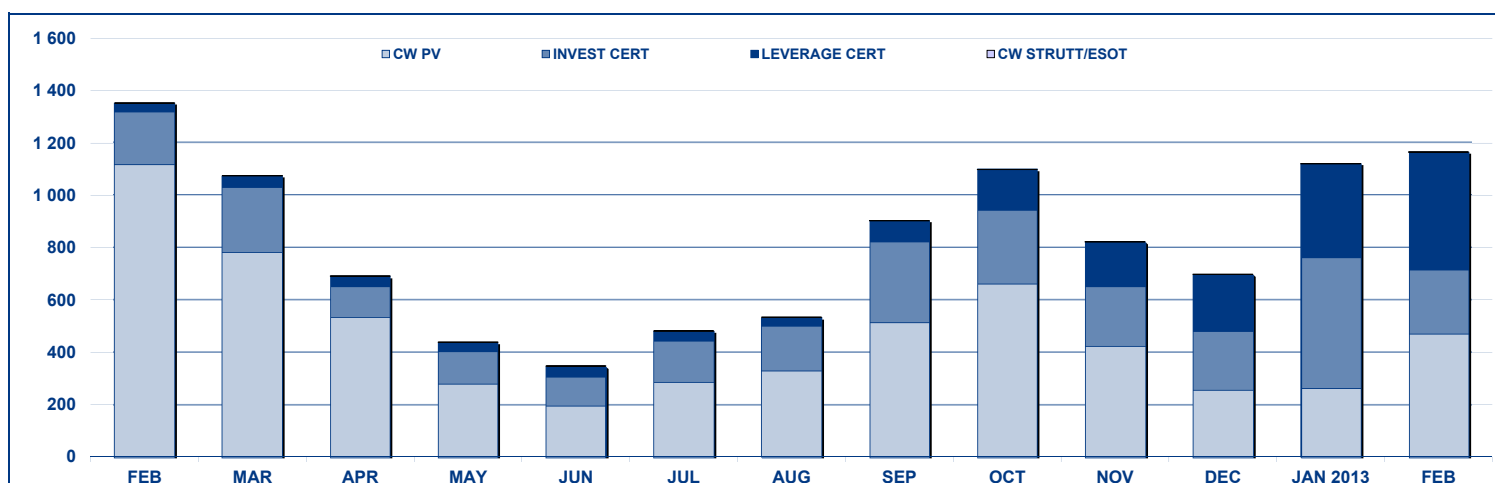
(**) Futures on Interest rate are included

(***) Futures on Cross rate are included

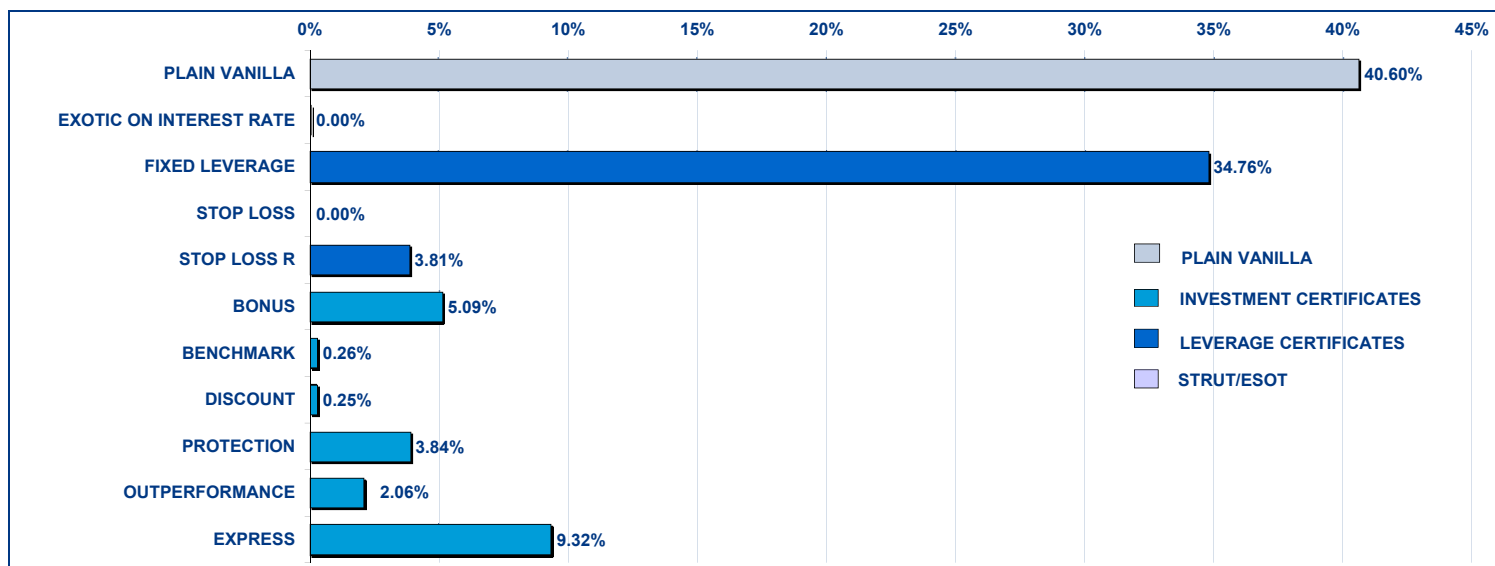
ISSUERS

	DEC 2012	JANUARY 2013	FEBRUARY 2013	JANUARY 2013	FEBRUARY 2013	JAN - FEB 2013
	LISTED	END OF MONTH	NEW LISTED	LISTED	END OF MONTH	TRADES
						number
BANCA AKROS	12	12	-	12	-	-
BANCA ALETTI	88	86	4	84	-	5 743
BANCA IMI	233	233	2	185	-	11 178
BANCA MONTE PASCHI SIENA	72	72	-	72	-	25
BARCLAYS BANK	46	51	9	48	-	298
BNP PARIBAS	3	3	-	3	-	32
BNP PARIBAS ARBITRAGE ISSUANCE	285	253	-	266	23	6 657
COMMERZBANK	15	14	-	18	4	98
CREDIT AGRICOLE CIB FIN (GUERNSEY)	7	7	-	7	-	140
CREDIT AGRICOLE CIB FINANCIAL PROD	6	6	-	6	-	446
CREDIT SUISSE	7	7	-	7	-	33
DEUTSCHE BANK AG	98	94	-	79	1	2 071
INGBANK	12	12	1	12	-	1 501
JP MORGAN STRUCTURED PRODUCTS B.V	3	3	-	3	-	7
MACQUARIE STRUCTURED PRODUCTS EU	157	151	-	151	-	341
NATIXIS STRUCTURED PRODUCTS LIMITED	4	4	-	4	-	380
SAL OPPENHEIM	2	2	-	2	-	7
SOCIETE GENERALE	1 383	1 688	320	1 705	32	19 088
SOCIETE GENERALE ACCEPTANCE N.V.	1	1	-	1	-	1
SOCIETE GENERALE EFFETKEN	69	80	11	78	-	30 584
THE ROYAL BANK OF SCOTLAND N.V.	1	1	-	1	-	-
THE ROYAL BANK OF SCOTLAND PLC	739	712	39	675	25	13 788
UBS AG	41	40	-	39	-	285
UNICREDIT	1 430	1 941	527	1 602	77	29 741
UNICREDIT BANK	45	45	-	62	20	2 947
TOTAL	4 759	5 518	913	5 122	182	125 391

TURNOVER MONTHLY FIGURES - eur m



TURNOVER BY TYPOLOGIES MONTHLY FIGURES - eur m



MOST TRADED UNDERLYING ASSETS IN TERMS OF NUMBER OF TRADES

UNDERLYING ASSET	FEBRUARY 2013			
	TRADES			DAILY NUMBER
	TOTAL NUMBER	% TOT	% CUM	
FTSE MIB	40 299	30.27%	30.27%	2 015
FTSE MIB X5 DAILY SHORT STRATEGY TR	19 459	14.62%	44.89%	973
FTSE MIB X5 DAILY LEVERAGED TR	18 368	13.80%	58.69%	918
UNICREDIT	6 528	4.90%	63.59%	326
ENI	6 271	4.71%	68.30%	314
GENERALI	5 007	3.76%	72.06%	250
EURO STOXX 50	3 442	2.59%	74.65%	172
FIAT	2 832	2.13%	76.78%	142
INTESA SANPAOLO	2 657	2.00%	78.77%	133
SAIPEM	2 487	1.87%	80.64%	124

MOST TRADED UNDERLYING ASSETS IN TERMS OF TURNOVER

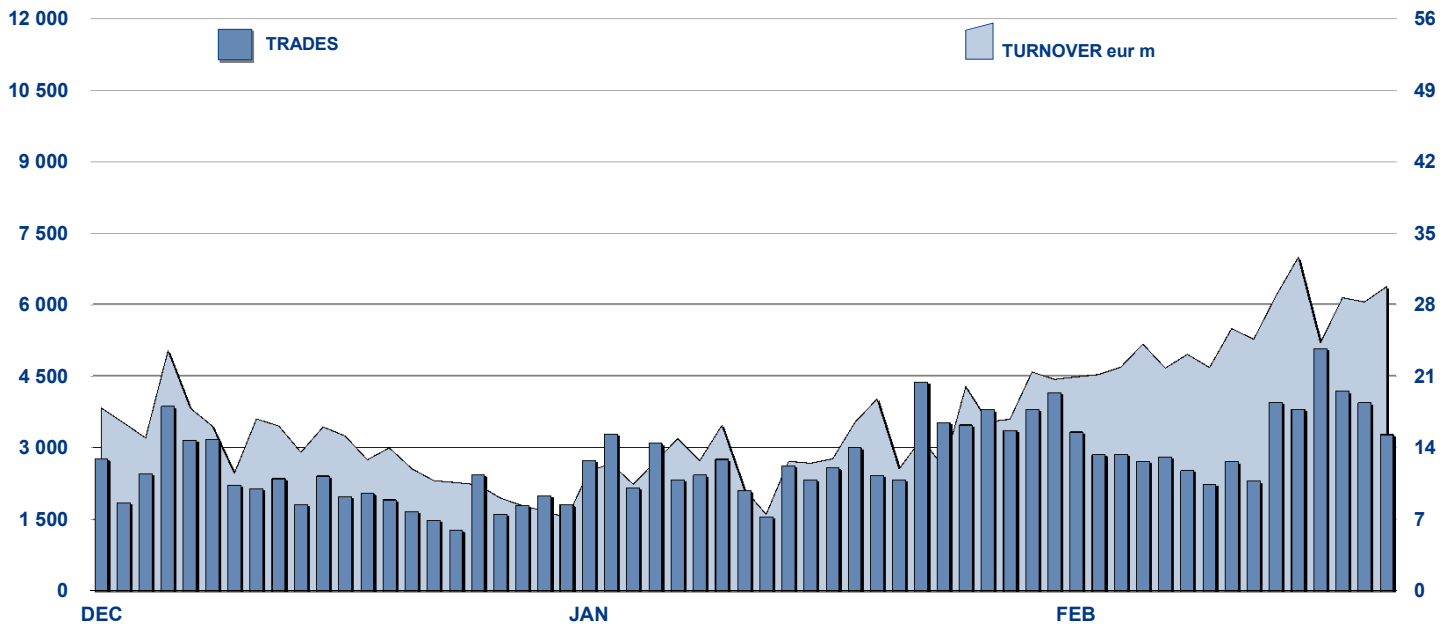
UNDERLYING ASSET	FEBRUARY 2013			
	TURNOVER			DAILY eur m
	TOTAL eur m	% TOT	% CUM	
FTSE MIB	438.88	37.65%	37.65%	21.94
FTSE MIB X5 DAILY SHORT STRATEGY TR	225.72	19.37%	57.02%	11.29
FTSE MIB X5 DAILY LEVERAGED TR	170.56	14.63%	71.65%	8.53
EURO STOXX 50	65.86	5.65%	77.30%	3.29
UNICREDIT	22.45	1.93%	79.23%	1.12
ENI	22.29	1.91%	81.14%	1.11
INTESA SANPAOLO	21.80	1.87%	83.01%	1.09
GENERALI	20.54	1.76%	84.77%	1.03
S&P 500	14.26	1.22%	86.00%	0.71
ENEL	13.45	1.15%	87.15%	0.67

Glossary

Plain Vanilla: plain vanilla Covered Warrants
 IC - Benchmark: linear tracking of the underlying
 IC - Bonus: minimum return guaranteed in case of moderate decline
 IC - Equity Protection: (partial/total) protection from decline
 IC - Discount: purchase of the underlying at a discounted price

IC - Express: possibility of early redemption of the nominal value plus a premium
 IC - Outperformance: extraperformance for certain intervals of values of the underlying
 LC - Stop Loss: certificates with a knock-out barrier and leverage effect
 LC - Stop Loss R: Stop Loss with daily update of the strike
 CW SE - Exotics on Exchange Rates: CWs on interest rates and with periodic exercise

COVERED WARRANT



MAIN INDICATORS

LISTED SeDeX

TRADING

	LISTED SeDeX			TRADING							
	DEC 2012 LISTED	JANUARY 2013		FEBRUARY 2013		JANUARY 2013		FEBRUARY 2013		JAN-FEB 2013	
	END OF MONTH	END OF MONTH	MONTH NEW LISTED	END OF MONTH	MONTH NEW LISTED	TRADES number	TURNOVER eur m	TRADES number	TURNOVER eur m	TRADES number	TURNOVER eur m
UNDERLYING ASSETS											
DOMESTIC SHARES	1 484	2 093	609	1 786	96	28 590	75.5	29 137	74.7	57 727	150.3
DOMESTIC INDICES	611	681	101	651	-	23 057	183.3	34 549	393.3	57 606	576.5
FOREIGN SHARES	265	358	93	340	13	1 620	2.0	1 060	1.1	2 680	3.1
FOREIGN INDICES	367	411	44	411	-	1 156	2.0	1 219	2.4	2 375	4.4
COMMODITIES (*)	115	115	-	115	-	97	0.2	118	0.4	215	0.7
INTEREST RATE (**)	84	84	-	84	-	25	0.0	58	0.0	83	0.0
CROSS RATE (***)	73	73	-	59	-	811	1.3	1 098	1.3	1 909	2.5
OTHERS	23	23	-	23	-	50	0.1	22	0.0	72	0.1
TOTAL	3 022	3 838	847	3 469	109	55 406	264.4	67 261	473.2	122 667	737.6

(*) Futures on Commodities are included

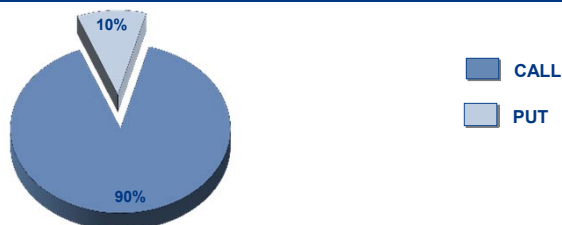
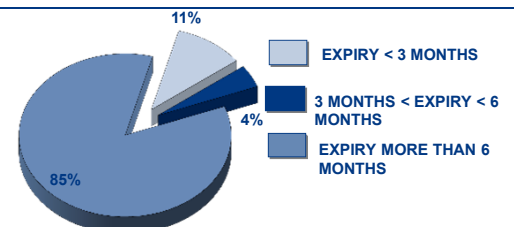
(**) Futures on Interest rate are included

(***) Futures on Cross rate are included

ISSUERS											
BANCA AKROS	12	12	-	12	-	-	-	-	-	-	-
BANCA IMI	120	120	-	73	-	6 537	10.0	6 842	8.8	13 379	18.8
BANCA MONTE PASCHI SIENA	72	72	-	72	-	25	0.0	58	0.0	83	0.0
BARCLAYS BANK	2	2	-	2	-	2	0.0	2	0.0	4	0.0
BNP PARIBAS ARBITRAGE ISSUANCE	2	2	-	2	-	2	0.0	5	0.0	7	0.0
COMMERZBANK	1	1	-	1	-	11	0.0	-	-	11	0.0
SOCIETE GENERALE	1 383	1 688	320.0	1 705	32	19 088	120.5	24 610	208.4	43 698	328.9
UNICREDIT	1 430	1 941	527.0	1 602	77	29 741	133.9	35 744	256.0	65 485	389.8
UNICREDIT BANK	-	-	-	-	-	-	-	-	-	-	-
TOTAL	3 022	3 838	847.0	3 469	109	55 406	264.4	67 261	473.2	122 667	737.6

CALL/PUT											
CALL	1 905	2 368	481	2 153	71	40 235	229.6	49 997	424.9	90 232	654.6
PUT	1 030	1 383	366	1 229	38	15 133	34.7	17 204	48.2	32 337	83.0

EXPIRATION DATE											
EXPIRY < 3 MONTHS	654	658	5	227	-	30 131	43.9	29 629	50.2	59 760	94.1
3 MONTHS < EXPIRY < 6 MONTHS	814	827	28	840	45	8 892	17.0	11 616	21.2	20 508	38.2
EXPIRY MORE THAN 6 MONTHS	1 554	2 353	814	2 402	64	16 383	203.5	26 016	401.8	42 399	605.3

TURNOVER CW CALL AND CW PUT
FEBRUARY 2013 - eur mTURNOVER BY CW EXPIRATION DATE
FEBRUARY 2013 - eur m

COVERED WARRANT

FIRST TEN COVERED WARRANT IN TERMS OF TURNOVER TRADED IN FEBRUARY 2013 ON FTSE MIB INDEX

	ISIN	Issuer	Type	Strike	Underlying	Expiration Date	Turnover eur m	% TOT	% CUM	Trades
1	FR0011217900	SOCIETE GENERALE	CALL	26 000.0	FTSE MIB	18/12/2020	99.40	25.28%	25.28%	1 099
2	IT0004759509	UNICREDIT	CALL	18 000.0	FTSE MIB	16/12/2016	74.65	18.98%	44.26%	3 555
3	IT0004759327	UNICREDIT	CALL	16 000.0	FTSE MIB	17/06/2016	62.46	15.88%	60.14%	2 853
4	IT0004862170	UNICREDIT	CALL	19 000.0	FTSE MIB	16/12/2016	36.95	9.40%	69.54%	2 041
5	IT0004759467	UNICREDIT	CALL	25 000.0	FTSE MIB	16/12/2016	16.03	4.08%	73.61%	1 300
6	FR0011031186	SOCIETE GENERALE	PUT	16 000.0	FTSE MIB	15/03/2013	14.30	3.64%	77.25%	5 476
7	FR0011187046	SOCIETE GENERALE	CALL	26 000.0	FTSE MIB	20/12/2019	11.82	3.01%	80.26%	100
8	FR0011187269	SOCIETE GENERALE	CALL	20 000.0	FTSE MIB	19/12/2014	7.45	1.90%	82.15%	175
9	IT0004759426	UNICREDIT	PUT	12 000.0	FTSE MIB	19/12/2014	7.17	1.82%	83.98%	412
10	FR0011186774	SOCIETE GENERALE	CALL	18 000.0	FTSE MIB	20/12/2013	4.63	1.18%	85.16%	175

FIRST TEN COVERED WARRANT IN TERMS OF TURNOVER TRADED IN FEBRUARY 2013 ON ITALIAN STOCKS

	ISIN	Issuer	Type	Strike	Underlying	Expiration Date	Turnover eur m	% TOT	% CUM	Trades
1	IT0004857865	UNICREDIT	CALL	20.0	ENI	06/09/2013	7.11	9.51%	9.51%	1 778
2	IT0004878887	UNICREDIT	CALL	7.0	STMICROELECTRONICS	06/12/2013	7.09	9.49%	19.00%	965
3	IT0004881964	UNICREDIT	CALL	14.0	GENERALI	06/12/2013	2.57	3.43%	22.44%	373
4	IT0004858715	UNICREDIT	CALL	14.0	GENERALI	06/09/2013	2.39	3.20%	25.64%	398
5	IT0004881980	UNICREDIT	CALL	15.0	GENERALI	06/12/2013	2.16	2.88%	28.52%	419
6	FR0011395680	SOCIETE GENERALE	CALL	24.0	ENI	20/06/2014	1.26	1.69%	30.21%	88
7	FR0011395037	SOCIETE GENERALE	CALL	6.0	FIAT	20/06/2014	1.26	1.69%	31.90%	88
8	IT0004857873	UNICREDIT	CALL	22.0	ENI	06/09/2013	1.25	1.67%	33.57%	584
9	FR0011395375	SOCIETE GENERALE	PUT	14.0	ENI	21/06/2013	1.13	1.51%	35.08%	87
10	IT0004831175	UNICREDIT	CALL	3.0	ENEL	07/06/2013	1.05	1.41%	36.49%	297

FIRST TEN COVERED WARRANT IN TERMS OF TURNOVER TRADED IN FEBRUARY 2013 ON OTHER UNDERLYINGS

	ISIN	Issuer	Type	Strike	Underlying	Expiration Date	Turnover eur m	% TOT	% CUM	Trades
1	IT0004837685	UNICREDIT	PUT	1.3	EUR/USD	01/03/2013	0.54	10.35%	10.35%	543
2	FR0011218395	SOCIETE GENERALE	CALL	8 000.0	DAX	20/12/2013	0.34	6.47%	16.82%	26
3	IT0004849839	BANCA IMI	CALL	7 600.0	DAX	15/03/2013	0.24	4.61%	21.42%	24
4	IT0004849821	BANCA IMI	CALL	7 400.0	DAX	15/03/2013	0.23	4.42%	25.84%	14
5	FR0011177625	SOCIETE GENERALE	CALL	38.0	BNP PARIBAS	20/12/2013	0.21	3.97%	29.81%	43
6	FR0011217728	SOCIETE GENERALE	CALL	12 500.0	NIKKEI 225	14/06/2013	0.16	3.05%	32.87%	18
7	FR0011264654	SOCIETE GENERALE	CALL	110.0	EUR/JPY	20/12/2013	0.14	2.76%	35.63%	2
8	FR0011372549	SOCIETE GENERALE	CALL	12 000.0	NIKKEI 225	13/12/2013	0.12	2.34%	37.97%	7
9	FR0011234400	SOCIETE GENERALE	CALL	33.0	ARGENTO	21/06/2013	0.12	2.31%	40.28%	23
10	IT0004837545	UNICREDIT	CALL	1.4	EUR/USD	01/03/2013	0.12	2.22%	42.50%	212

FIRST TEN EXOTIC COVERED WARRANT IN TERMS OF TURNOVER TRADED IN FEBRUARY 2013

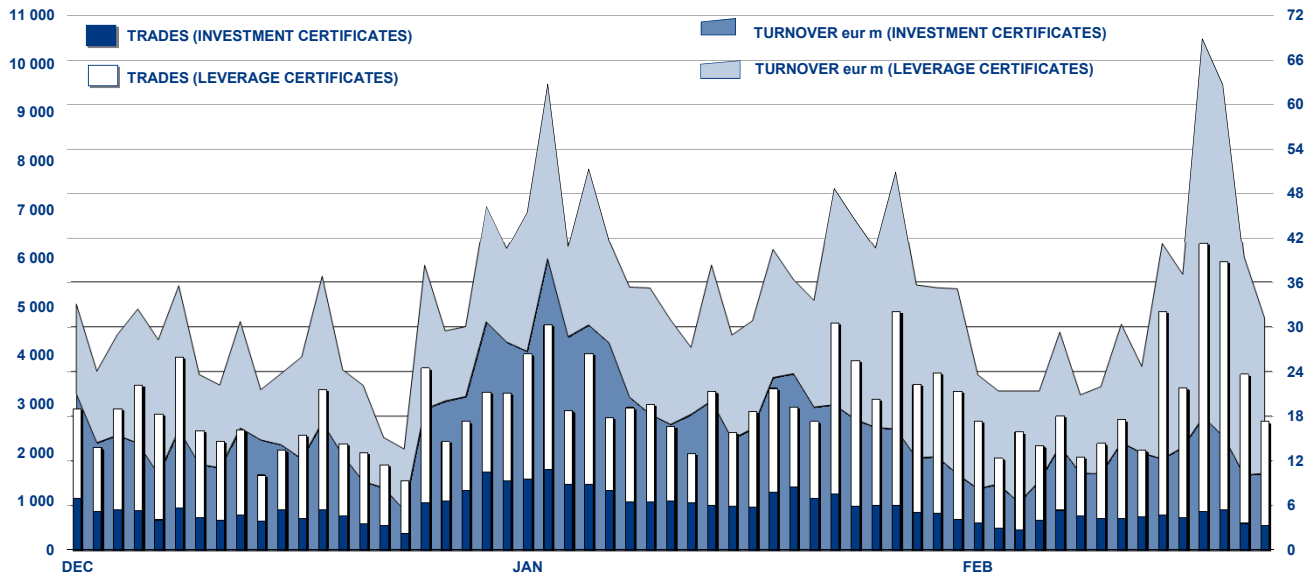
	ISIN	Issuer	Type	Strike	Underlying	Expiration Date	Turnover eur m	% TOT	% CUM	Trades
1	IT0003957427	BANCA MONTE PASCHI SIENA	ESOT	5.0	EURIBOR 3M	30/09/2020	0.00	19.28%	19.28%	1
2	XS0548381820	BARCLAYS BANK	ESOT	1.2	EUR/USD	24/10/2017	0.00	16.42%	35.70%	1
3	IT0004153794	BANCA MONTE PASCHI SIENA	ESOT	4.0	EURIBOR 3M	30/09/2021	0.00	9.40%	45.10%	2
4	IT0004081706	BANCA MONTE PASCHI SIENA	ESOT	4.0	EURIBOR 3M	31/03/2021	0.00	9.24%	54.34%	2
5	IT0004081722	BANCA MONTE PASCHI SIENA	ESOT	5.0	EURIBOR 3M	31/03/2021	0.00	8.06%	62.40%	1
6	IT0003957286	BANCA MONTE PASCHI SIENA	ESOT	5.0	EURIBOR 3M	31/03/2020	0.00	6.68%	69.08%	1
7	IT0003921258	BANCA MONTE PASCHI SIENA	ESOT	4.0	EURIBOR 3M	30/09/2020	0.00	5.99%	75.07%	3
8	IT0003957278	BANCA MONTE PASCHI SIENA	ESOT	5.0	EURIBOR 3M	31/03/2019	0.00	4.59%	79.66%	1
9	IT0003805501	BANCA MONTE PASCHI SIENA	ESOT	4.0	EURIBOR 3M	31/03/2020	0.00	3.89%	83.55%	4
10	IT0003805493	BANCA MONTE PASCHI SIENA	ESOT	4.0	EURIBOR 3M	31/03/2019	0.00	3.31%	86.86%	4

TRADING BY SIZE OF EVOLUTION

SIZE OF TURNOVER

		JANUARY 2013		FEBRUARY 2013		JAN-FEB 2013			
		Trades	eur m	Trades	eur m	Trades	% TOT	eur m	% TOT
0	250	14 022	1.6	16 891	1.7	30 913	25.20%	3.2	0.44%
250	500	8 931	3.2	8 972	3.3	17 903	14.59%	6.5	0.88%
500	1 000	8 725	6.3	9 169	6.6	17 894	14.59%	12.8	1.74%
1 000	2 000	7 486	10.5	8 312	11.8	15 798	12.88%	22.3	3.02%
2 000	3 000	3 259	7.9	3 142	7.6	6 401	5.22%	15.5	2.10%
3 000	4 000	1 667	5.7	1 996	6.9	3 663	2.99%	12.6	1.71%
4 000	5 000	1 120	5.0	1 859	8.3	2 979	2.43%	13.3	1.80%
5 000	10 000	3 807	27.6	4 027	28.3	7 834	6.39%	55.9	7.57%
10 000	15 000	2 142	25.2	2 975	35.6	5 117	4.17%	60.7	8.23%
15 000	20 000	1 022	18.0	1 701	30.1	2 723	2.22%	48.1	6.52%
20 000	25 000	542	11.8	2 317	52.7	2 859	2.33%	64.5	8.74%
25 000	50 000	1 803	61.2	4 713	148.2	6 516	5.31%	209.3	28.38%
50 000	75 000	113	7.1	375	23.1	488	0.40%	30.3	4.10%
75 000	150 000	716	64.0	788	104.5	1 504	1.23%	168.5	22.85%
150 000		51	9.5	24	4.6	75	0.06%	14.1	1.91%

CERTIFICATES

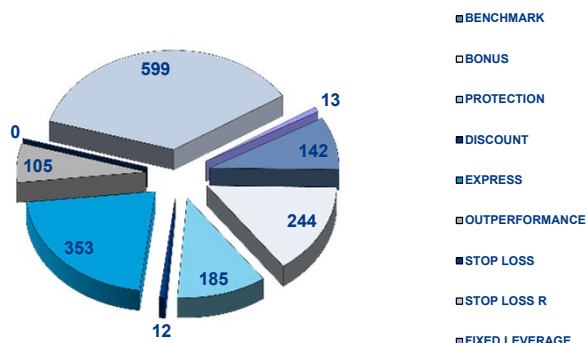


MAIN INDICATORS

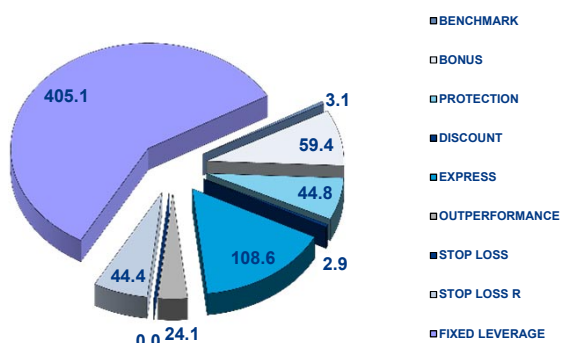
	LISTED SeDeX					TRADING						
	DEC 2012		JANUARY 2013		FEBRUARY 2013		JANUARY 2013		FEBRUARY 2013		JAN-FEB 2013	
	LISTED	END of MONTH	LISTED	END of MONTH	LISTED	END of MONTH	TRADES number	TURNOVER eur m	TRADES number	TURNOVER eur m	TRADES number	TURNOVER eur m
LEVERAGE CERTIFICATES - UNDERLYING ASSETS												
DOMESTIC SHARES	273	254	23	227	11	6 347	24.6	6 481	19.1	12 828	43.8	
DOMESTIC INDICES	68	68	8	63	2	34 898	316.9	42 289	419.0	77 187	735.9	
FOREIGN SHARES	32	27	-	24	-	810	2.0	415	2.0	1 225	4.0	
FOREIGN INDICES	140	151	21	146	9	1 348	10.7	1 925	5.8	3 273	16.4	
COMMODITIES (*)	92	92	-	91	-	365	0.6	354	0.8	719	1.5	
INTEREST RATE (**)	41	41	-	40	-	246	1.7	301	2.0	547	3.7	
CROSS RATE (***)	17	17	-	17	-	133	0.6	197	0.8	330	1.4	
OTHERS	4	4	-	4	-	-	-	-	-	-	-	
TOTAL	667	654	52	612	22	44 147	357.1	51 962	449.6	96 109	806.6	
INVESTMENT CERTIFICATES - UNDERLYING ASSETS												
DOMESTIC SHARES	293	281	2	308	33	8 378	130.6	4 908	68.0	13 286	198.6	
DOMESTIC INDICES	94	91	4	85	2	3 342	69.0	1 564	29.7	4 906	98.7	
FOREIGN SHARES	95	75	-	81	7	523	6.8	413	5.3	936	12.1	
FOREIGN INDICES	426	420	7	409	6	10 515	238.1	5 014	102.5	15 529	340.6	
COMMODITIES (*)	34	34	-	34	-	202	3.1	114	2.3	316	5.4	
INTEREST RATE (**)	1	1	-	1	-	74	1.3	36	0.5	110	1.8	
CROSS RATE (***)	10	10	-	9	-	299	8.5	134	4.8	433	13.3	
OTHERS	117	114	1	114	3	2 505	42.1	1 717	29.7	4 222	71.8	
TOTAL	1 070	1 026	14	1 041	51	25 838	499.5	13 900	242.9	39 738	742.4	
(*) Futures on Commodities are included (**) Futures on Interest rate are included (***) Futures on Cross rate are included												
LEVERAGE CERTIFICATES - ISSUERS												
BARCLAYS BANK	39	44	9	41	-	229	0.3	348	0.5	577	0.7	
SOCIETE GENERALE EFFETEN	5	9	4	9	-	29 684	284.2	36 525	378.6	66 209	662.8	
THE ROYAL BANK OF SCOTLAND PLC	619	597	39	558	22	12 697	48.6	12 948	44.0	25 645	92.5	
UNICREDIT BANK	4	4	-	4	-	1 537	24.0	2 141	26.5	3 678	50.5	
TOTAL	667	654	52	612	22	44 147	357.1	51 962	449.6	96 109	806.6	
INVESTMENT CERTIFICATES - ISSUERS												
BANCA ALETTI	88	86	4	84	-	5 743	85.6	2 936	45.7	8 679	131.3	
BANCA IMI	113	113	2	112	-	4 641	145.9	1 682	50.0	6 323	195.9	
BARCLAYS BANK	5	5	-	5	-	67	0.2	44	0.2	111	0.4	
BNP PARIBAS	3	3	-	3	-	32	0.2	28	0.3	60	0.5	
BNP PARIBAS ARBITRAGE ISSUANCE	283	251	-	264	23	6 655	97.3	4 488	60.7	11 143	158.0	
COMMERZBANK	14	13	-	17	4	87	1.3	165	2.6	252	3.8	
CREDIT AGRICOLE CIB FIN (GUERNSEY)	7	7	-	7	-	140	1.2	105	0.8	245	2.0	
CREDIT AGRICOLE CIB FINANCIAL PROD	6	6	-	6	-	446	5.2	452	5.7	898	10.9	
CREDIT SUISSE	7	7	-	7	-	33	0.6	30	1.3	63	1.9	
CREDIT SUISSE INTERNATIONAL	-	-	-	-	-	-	-	-	-	-	-	
CREDITO EMILIANO	-	-	-	-	-	-	-	-	-	-	-	
DEUTSCHE BANK AG	98	94	-	79	1	2 071	45.2	953	17.8	3 024	63.0	
GOLDMAN SACHS JERSEY LIMITED	-	-	-	-	-	-	-	-	-	-	-	
INGBANK	12	12	1	12	-	1 501	15.4	374	3.5	1 875	18.8	
JP MORGAN STRUCTURED PRODUCTS B.V	3	3	-	3	-	7	0.0	2	0.0	9	0.0	
MACQUARIE STRUCTURED PRODUCTS EU	157	151	-	151	-	341	8.0	146	3.9	487	11.9	
MERRILL LYNCH LUX	-	-	-	-	-	-	-	-	-	-	-	
NATIXIS STRUCTURED PRODUCTS LIMITED	4	4	-	4	-	380	14.7	191	7.7	571	22.3	
SAL OPPENHEIM	2	2	-	2	-	7	0.1	8	0.2	15	0.3	
SOCIETE GENERALE ACCEPTANCE N.V.	1	1	-	1	-	1	0.0	-	-	1	0.0	
SOCIETE GENERALE EFFETEN	64	71	7	69	-	900	25.0	466	10.5	1 366	35.5	
THE ROYAL BANK OF SCOTLAND N.V.	1	1	-	1	-	-	-	-	-	-	-	
THE ROYAL BANK OF SCOTLAND PLC	120	115	-	117	3	1 091	16.7	444	6.7	1 535	23.5	
UBS AG	41	40	-	39	-	285	9.5	115	3.9	400	13.4	
UNICREDIT BANK	41	41	-	58	20	1 410	27.4	1 271	21.3	2 681	48.8	
TOTAL	1 070	1 026	14	1 041	51	25 838	499.5	13 900	242.9	39 738	742.4	

CERTIFICATES

NUMBER OF LISTED CERTIFICATES



TURNOVER BY TYPOLOGIES - eur m



MAIN INDICATORS

LISTED SeDeX

TRADING

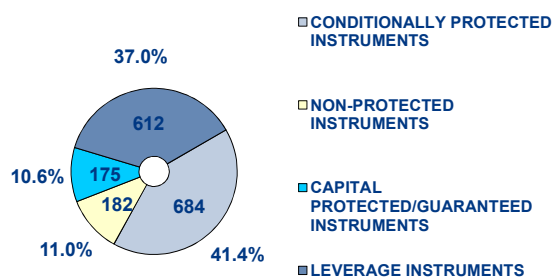
DEC 2012		JANUARY 2013		FEBRUARY 2013		JANUARY 2013		FEBRUARY 2013		JAN-FEB 2013	
LISTED	LISTED	MONTH	LISTED	MONTH	TRADES	TURNOVER	TRADES	TURNOVER	TRADES	TURNOVER	
END OF MONTH	END OF MONTH	NEW LISTED	END OF MONTH	NEW LISTED	number	eur m	number	eur m	number	eur m	

CERTIFICATES - TYPOLOGY

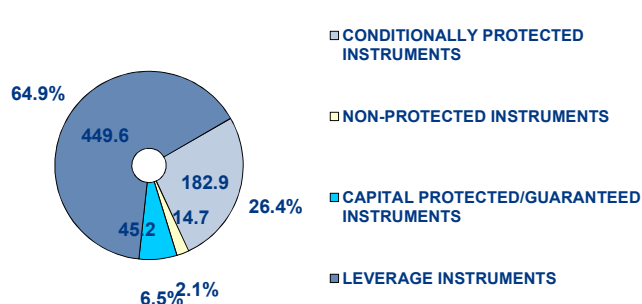
BENCHMARK (*)	143	143	-	142	-	355	2.5	251	3.1	606	5.6
BONUS	249	234	1	244	28	7 018	110.8	3 948	59.4	10 966	170.2
PROTECTION	182	178	2	185	10	5 025	90.5	2 485	44.8	7 510	135.3
DISCOUNT	12	12	-	12	-	90	2.2	110	2.9	200	5.2
EXPRESS	382	352	4	353	12	10 972	243.5	5 882	108.6	16 854	352.1
OUTPERFORMANCE	102	107	7	105	1	2 378	49.9	1 224	24.1	3 602	74.0
STOP LOSS	-	-	-	-	-	-	-	-	-	-	-
STOP LOSS R	658	641	48	599	22	12 926	48.8	13 296	44.4	26 222	93.3
FIXED LEVERAGE	9	13	4	13	-	31 221	308.2	38 666	405.1	69 887	713.4
TOTAL	1 737	1 680	66	1 653	73	69 985	856.6	65 862	692.4	135 847	1 549.0

(*) Open end and Quanto are included

NUMBER OF LISTED CERTIFICATES BY ACEPI CLASS



TURNOVER BY ACEPI CLASS



TRADING BY SIZE OF EVOLUTION

SIZE OF TURNOVER

		JANUARY 2013		FEBRUARY 2013		JAN-FEB 2013			
		Contratti	ML euro	Trades	eur m	Trades	% TOT	eur m	% TOT
-	250	3 523	0.5	3 940	0.5	7463	5.49%	1.0	0.07%
250	1 000	4 272	1.6	4 391	1.6	8663	6.38%	3.2	0.21%
500	2 000	6 000	4.5	7 532	5.5	13532	9.96%	10.0	0.64%
1 000	3 000	8 439	12.1	10 018	14.2	18457	13.59%	26.2	1.69%
2 000	4 000	5 748	13.7	7 499	18.7	13247	9.75%	32.4	2.09%
3 000	5 000	4 030	14.0	3 741	12.7	7771	5.72%	26.7	1.72%
4 000	10 000	4 686	21.0	3 106	14.0	7792	5.74%	34.9	2.25%
5 000	15 000	10 892	76.5	9 438	64.5	20330	14.97%	141.0	9.10%
10 000	20 000	7 594	86.3	5 270	61.7	12864	9.47%	147.9	9.55%
15 000	25 000	3 223	54.9	2 536	43.2	5759	4.24%	98.2	6.34%
20 000	50 000	3 053	66.0	1 929	42.2	4982	3.67%	108.3	6.99%
25 000	75 000	5 023	176.0	3 504	119.5	8527	6.28%	295.5	19.08%
50 000	150 000	1 746	100.0	1 355	79.0	3101	2.28%	179.1	11.56%
75 000	150 000	1 360	139.9	1 154	121.4	2514	1.85%	261.2	16.86%
150 000		396	89.5	449	93.9	845	0.62%	183.4	11.84%

CERTIFICATES

FIRST TEN LEVERAGE CERTIFICATES IN TERMS OF TURNOVER TRADED IN FEBRUARY 2013

ISIN	Issuer	Type	Strike	Underlying	Barrier	Expiration Date	Turnover eur m	% TOT	% CUM	Trades
1 IT0006723271	SOCIETE GENERALE EFFEKTEN	BEAR	-	FTSE MIB X5 DAILY SH STR TR	-	26/05/2017	219.0	48.72%	48.72%	18 589
2 IT0006723263	SOCIETE GENERALE EFFEKTEN	BULL	-	FTSE MIB X5 DAILY LEV TR	-	26/05/2017	154.5	34.37%	83.09%	17 242
3 IT0006724782	UNICREDIT BANK	BULL	-	FTSE MIB X5 DAILY LEV TR	-	15/09/2017	16.0	3.57%	86.68%	1 126
4 IT0006724790	UNICREDIT BANK	BEAR	-	FTSE MIB X5 DAILY SH STR TR	-	15/09/2017	6.7	1.49%	88.15%	870
5 GB00B70H0K94	THE ROYAL BANK OF SCOTLAND PLC	BEAR	18 336.0	FTSE MIB	17 989.0	07/05/2021	3.3	0.72%	88.87%	867
6 GB00B8MLY487	THE ROYAL BANK OF SCOTLAND PLC	BEAR	18 672.0	FTSE MIB	18 319.0	01/09/2015	3.2	0.72%	89.60%	318
7 GB00B8XHQ166	THE ROYAL BANK OF SCOTLAND PLC	BULL	3.8	UNICREDIT	4.0	31/10/2016	3.0	0.66%	90.26%	653
8 IT0006724774	UNICREDIT BANK	BEAR	-	FTSE MIB DAILY ULT SH STR LEVA 3	-	15/09/2017	2.3	0.50%	90.76%	68
9 GB00B8XHQG14	THE ROYAL BANK OF SCOTLAND PLC	BULL	4.0	UNICREDIT	4.2	31/10/2016	1.7	0.37%	91.13%	750
10 IT0006725078	SOCIETE GENERALE EFFEKTEN	BEAR	-	FTSE MIB DAILY ULT SH STR LEVA 3	-	27/10/2017	1.6	0.36%	91.49%	59

FIRST TEN PROTECTION CERTIFICATES IN TERMS OF TURNOVER TRADED IN FEBRUARY 2013

ISIN	Issuer	Marketing Name	Protection Level	Underlying	Participation	Cap	Expiration Date	Turnover eur m	% TOT	% CUM	Trades
1 IT0004814890	BANCA ALETTI	BORSA PROT CAP	2 118.9	EURO STOXX 50	200.00%	2 595.7	31/05/2017	7.7	17.30%	17.30%	494
2 IT0004801533	BANCA ALETTI	BORSA PROT CAP	4 823.2	FTSE100/EUROSTOXX50/SMI	100.00%	9 646.3	30/03/2017	2.7	6.07%	23.37%	153
3 IT0004652464	BANCA IMI	EQUITY PROT SH	1.3	EUR/USD	NO	NO	30/11/2015	2.7	6.05%	29.41%	62
4 GG00B77D1309	CREDIT AGRICOLE CIB FINANCIAL PROD	EQUITY PROT	12.2	GENERALI	NO	1.2	22/12/2017	2.3	5.23%	34.65%	196
5 GG00B3Z7Q869	CREDIT AGRICOLE CIB FINANCIAL PROD	EQUITY PROT	14.0	ENI	100.00%	1.1	18/12/2015	1.9	4.35%	39.00%	134
6 IT0004564669	BANCA IMI	EQUITY PROT CAP	261.0	EUROSTOXX CON MAT	100.00%	384.7	30/01/2015	1.4	3.05%	42.05%	18
7 IT0004587819	BANCA IMI	EQUITY PROT QUA CAP	20 306.1	HANG SENG	100.00%	29 924.7	31/03/2015	1.3	2.88%	44.93%	40
8 NL0009313113	BNP PARIBAS ARBITRAGE ISSUANCE	STELLAR	1.0	UNICRE/NI/INT/ENEL/GEN/TELECOM/BI/FIAT/TENA/SNAM	NO	NO	06/01/2015	1.2	2.65%	47.58%	9
9 IT0004793029	BANCA ALETTI	BORSA PROT CAP	2 512.1	EURO STOXX 50	100.00%	3 642.6	26/08/2016	1.1	2.56%	50.14%	86
10 IT0004643984	BANCA IMI	EQUITY PROT	1.4	EUR/CHF	132.00%	NO	29/10/2014	1.1	2.36%	52.50%	33

FIRST TEN BONUS CERTIFICATES IN TERMS OF TURNOVER TRADED IN FEBRUARY 2013

ISIN	Issuer	Marketing Name	Underlying	Barrier	Bonus	Cap	Expiration Date	Turnover eur m	% TOT	% CUM	Trades
1 DE000HV8F5P9	UNICREDIT BANK	BONUS CAP	INTESA SANPAOLO	0.8	169.00%	2.4	06/12/2013	6.6	11.10%	11.10%	208
2 DE000HV8F5R5	UNICREDIT BANK	BONUS CAP	TELECOM ITALIA	0.6	160.00%	2.2	06/12/2013	5.6	9.45%	20.54%	329
3 IT0004627938	BANCA ALETTI	BONUS	FTSE MIB	11 686.2	115.00%	NO	09/09/2013	3.2	5.47%	26.02%	188
4 IT0004633936	BANCA ALETTI	BONUS	ENEL	2.0	132.00%	NO	30/09/2015	2.7	4.61%	30.62%	248
5 DE000HV7L102	UNICREDIT BANK	BONUS	EURO STOXX 50	1 773.1	144.00%	NO	11/03/2013	2.7	4.49%	35.12%	156
6 DE000X0A557	NATIXIS STRUCTURED PRODUCTS LIMITED	BONUS REVERSE	EURO STOXX 50 TRN	6 327.5	100.00%	1.4	18/01/2017	2.3	3.83%	38.95%	59
7 IT0006725623	SOCIETE GENERALE EFFEKTEN	BONUS CAP	EURO STOXX 50	1 800.0	100.00%	3 393.0	27/01/2017	2.2	3.74%	42.69%	36
8 IT0004483795	BANCA ALETTI	BONUS	FTSE MIB	10 032.0	138.00%	NO	26/05/2014	1.9	3.22%	45.90%	120
9 DE000D85P4Y6	DEUTSCHE BANK AG	BONUS CAP	EURO STOXX 50	1 683.7	190.00%	1.9	03/02/2014	1.8	3.01%	48.92%	63
10 IT0004717648	BANCA ALETTI	BONUS	EURO STOXX 50	1 717.2	135.00%	NO	31/05/2016	1.6	2.71%	51.62%	142

FIRST TEN BENCHMARK CERTIFICATES IN TERMS OF TURNOVER TRADED IN FEBRUARY 2013

ISIN	Issuer	Marketing Name	Underlying	Expiration Date	Turnover eur m	% TOT	% CUM	Trades
1 CH0184183801	UBS AG	ETC	UBS BLOOM CMC1 CORN HEDGED EUR TR	16/04/2042	0.6	18.13%	18.13%	8
2 IT0004652860	BANCA IMI	REFLEX LONG	EURO STOXX 50	18/12/2015	0.5	17.85%	35.98%	15
3 NL0009654649	THE ROYAL BANK OF SCOTLAND PLC	VALUTA PLUS	VALUTA USD INDEX	24/11/2015	0.5	14.97%	50.95%	20
4 DE000CB2KZY6	BARCLAYS BANK	IPATH	EURO STOXX 50 VOL SH-T FUT TR	27/04/2020	0.2	6.24%	57.20%	43
5 DE000HV7L143	UNICREDIT BANK	BENCHMARK	S&P/BRIC 40	20/06/2014	0.1	4.88%	62.08%	9
6 GB00B7818N67	THE ROYAL BANK OF SCOTLAND PLC	QUANTO	ORO	03/02/2014	0.1	4.82%	66.90%	4
7 IT0004652845	BANCA IMI	REFLEX LONG	IBEX 35	18/12/2015	0.1	4.72%	71.62%	3
8 IT0004750631	BANCA IMI	REFLEX LONG	FTSE MIB	18/12/2015	0.1	4.09%	75.71%	16
9 NL0009478163	THE ROYAL BANK OF SCOTLAND PLC	BENCHMARK	HANG SENG	07/06/2015	0.1	3.20%	78.91%	4
10 DE000HV8F0L9	UNICREDIT BANK	OPEN END	FTSE MIB SHORT STRATEGY	31/12/2099	0.1	2.12%	81.03%	14

FIRST TEN OTHER CERTIFICATES IN TERMS OF TURNOVER TRADED IN FEBRUARY 2013

ISIN	Issuer	Marketing Name	Underlying	Strike	Barrier	Expiration Date	Turnover eur m	% TOT	% CUM	Trades
1 XS0749904016	BANCA IMI	EXP PREMIUM	S&P 500	1 378.5	827.1	20/04/2016	10.6	7.85%	7.85%	279
2 NL0010060653	BNP PARIBAS ARBITRAGE ISSUANCE	ATHENA FAST PLUS	BMW	69.4	-	02/03/2015	5.7	4.22%	12.06%	440
3 IT0004863640	BANCA IMI	EXP PREMIUM	FTSE MIB	15 521.8	9 157.8	30/10/2015	4.4	3.26%	15.32%	95
4 DE000X0A4A40	NATIXIS STRUCTURED PRODUCTS LIMITED	PROTECT OUTPER	EURO STOXX 50	2 575.3	1 287.6	18/01/2017	4.2	3.11%	18.43%	105
5 IT0004849193	BANCA IMI	EXPR PREMIUM	EURO STOXX 50	2 557.9	1 278.9	28/09/2015	3.1	2.28%	20.71%	73
6 XS0779552750	BANCA IMI	EXPR PREMIUM	EURO STOXX 50	2 116.2	1 163.9	31/05/2016	2.9	2.13%	22.85%	104
7 DE000D85V0Y6	DEUTSCHE BANK AG	EXPRESS	EURO STOXX 50	3 007.3	1 503.7	07/01/2015	2.6	1.92%	24.77%	97
8 IT0004657729	BANCA ALETTI	AUTOCALL STEP PLUS	FTSE MIB	20 786.7	-	16/12/2014	2.6	1.89%	26.66%	62
9 NL0010124897	BNP PARIBAS ARBITRAGE ISSUANCE	ATHENA DOUBLE CHANCE	VOLKSWAGEN/BMW	-	-	30/04/2015	2.2	1.65%	28.31%	186
10 XS0613848802	BANCA IMI	EXPRESS	EURO STOXX 50	2 867.3	1 720.4	19/05/2014	2.2	1.59%	29.90%	52

News

BNP Paribas - declaration of admissibility to listing of Athena Certificates based on Consob Base Prospectus.

Markets Analysis
Piazza Affari, 6 - 20123 Milano
T +39 02 724261 | Fax +39 02 8646.4323
e-mail: markets_analysis@borsaitaliana.it
www.borsaitaliana.it



Borsa Italiana
London Stock Exchange Group