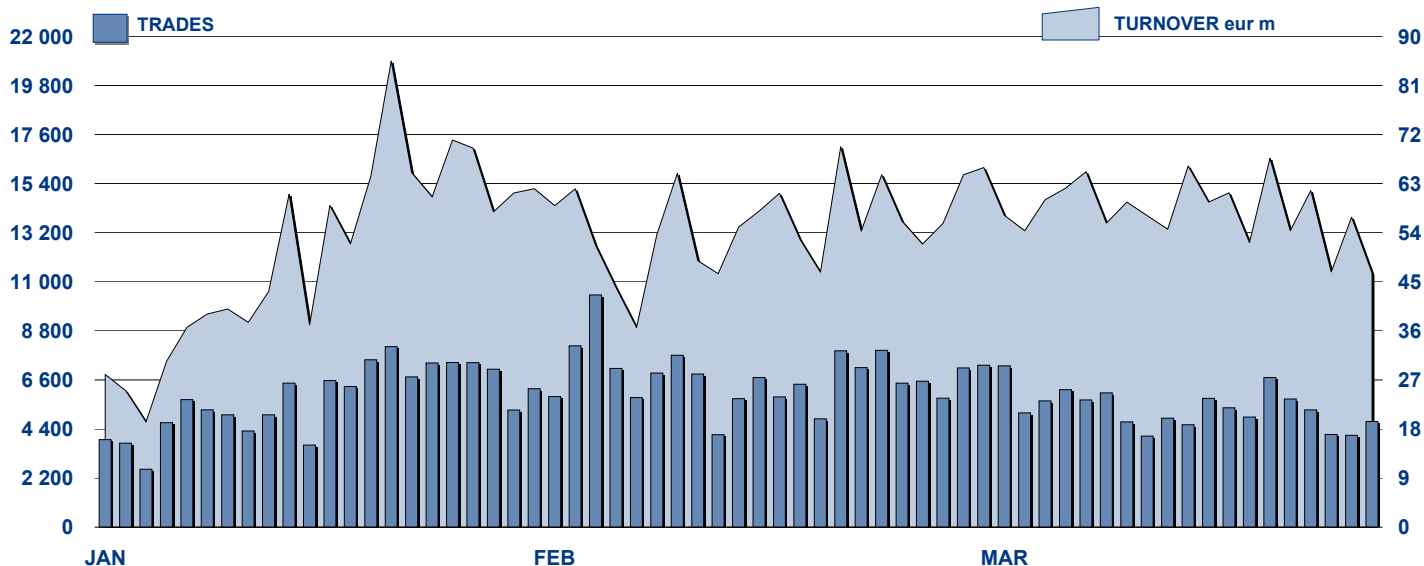


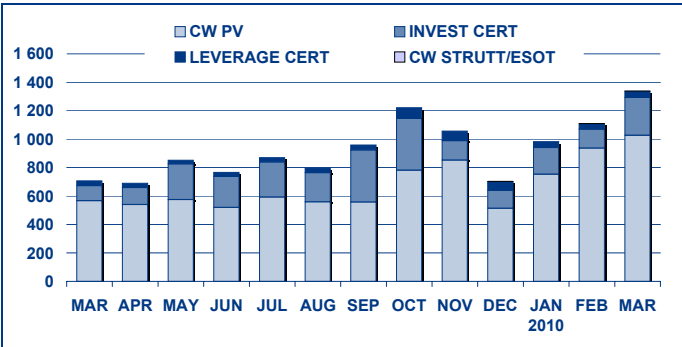
SECURITISED DERIVATIVES DAILY TURNOVER



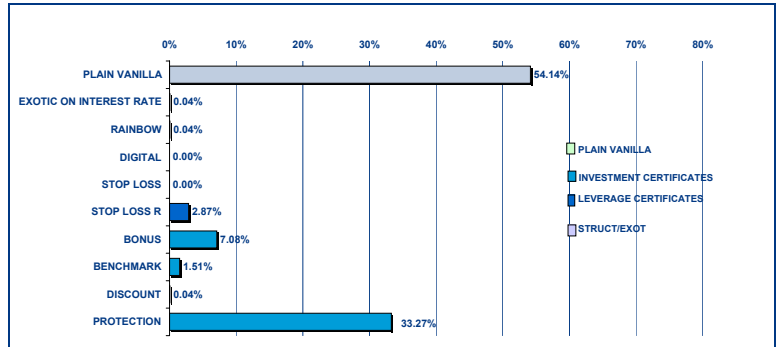
MAIN INDICATORS

	LISTED SeDeX					TRADING					
	DEC 2009	FEBRUARY 2010		MARCH 2010		FEBRUARY 2010		MARCH 2010		JAN-MAR 2010	
	LISTED	LISTED	MONTH	LISTED	MONTH	TRADES	TURNOVER	TRADES	TURNOVER	TRADES	TURNOVER
	END OF MONTH	END OF MONTH	NEW LISTED	END OF MONTH	NEW LISTED	number	eur m	number	eur m	number	eur m
MARKET SEGMENTS											
CW PLAIN VANILLA	1 672	1 680	1	1 995	719	111 376	937.5	100 717	1 026.8	304 517	2 718.2
CW STRUTTURATI / ESOTICI	96	108	12	108	-	382	0.1	508	0.2	1 187	0.4
LEVERAGE CERTIFICATES	399	383	16	380	3	11 562	38.8	11 364	43.9	32 731	123.7
INVESTMENT CERTIFICATES CLASS A	212	212	-	211	7	1 375	15.6	1 557	23.9	4 793	81.7
INVESTMENT CERTIFICATES CLASS B	910	903	21	933	57	8 722	117.0	13 534	242.6	32 723	504.2
TOTAL	3 289	3 286	50	3 627	786	133 417	1 108.9	127 680	1 337.4	375 951	3 428.4
UNDERLYING ASSETS											
DOMESTIC SHARES	1 287	1 277	6	1 371	390	48 016	240.5	49 008	337.3	137 451	791.7
DOMESTIC INDICES	620	602	19	714	160	70 160	749.7	61 042	844.9	188 946	2 214.8
FOREIGN SHARES	86	105	-	166	67	2 968	16.2	2 826	16.4	8 590	47.2
FOREIGN INDICES	741	738	6	794	107	8 180	76.5	10 082	104.4	28 209	286.9
COMMODITIES (*)	281	268	-	267	18	1 606	13.2	1 498	11.7	4 802	36.8
INTEREST RATE (**)	112	124	12	124	-	498	0.5	622	0.8	1 526	1.8
CROSS RATE (***)	103	103	-	124	43	1 473	6.3	1 726	8.4	4 376	19.3
OTHERS	59	69	7	67	1	516	6.2	876	13.7	2 051	29.8
TOTAL	3 289	3 286	50	3 627	786	133 417	1 108.9	127 680	1 337.4	375 951	3 428.4
(*) Futures on Commodities are included											
(**) Futures on Interest rate are included											
(***) Futures on Cross rate are included											
ISSUERS											
ABAXBANK	15	14	-	14	-	21	0.2	18	0.1	49	0.3
BANCA AKROS	-	12	12	12	-	3	0.0	3	0.2	6	0.2
BANCA ALETTI	189	182	12	181	4	1 873	22.5	3 374	83.4	7 121	134.1
BANCA IMI	219	168	-	235	83	9 041	39.7	8 978	51.2	29 384	138.1
BANCA MONTE PASCHI SIENA	96	96	-	96	-	379	0.1	505	0.1	1 181	0.2
BNP PARIBAS	3	3	-	3	-	15	0.1	42	0.6	70	0.8
BNP PARIBAS ARBITRAGE ISSUANCE	234	350	24	371	91	16 133	89.1	17 314	103.4	46 421	275.0
CREDIT SUISSE INTERNATIONAL	2	2	-	2	-	81	0.9	97	1.1	246	2.6
DEUTSCHE BANK AG	96	93	1	91	2	720	15.9	1 008	20.4	2 679	54.2
GOLDMAN SACHS JERSEY LIMITED	47	47	-	47	-	19	0.2	15	0.3	46	0.6
JP MORGAN STRUCTURED PRODUCTS B.V	11	11	-	11	1	372	3.3	413	5.1	1 164	12.3
MERRILL LYNCH LUX	1	1	-	1	-	54	0.6	71	1.2	196	2.6
NOMURA BANK INTERNATIONAL	1	-	-	-	-	-	-	-	-	-	-
SAL OPPENHEIM	80	93	-	104	13	578	6.8	867	18.0	2 120	35.0
SOCIETE GENERALE	880	865	1	1 144	361	63 577	563.5	53 529	560.1	162 583	1 483.4
SOCIETE GENERALE ACCEPTANCE N.V.	12	12	-	12	-	293	4.3	483	6.5	1 107	14.2
SOCIETE GENERALE EFFETKEN	62	62	-	62	-	281	3.6	277	4.0	845	11.6
THE ROYAL BANK OF SCOTLAND N.V.	659	619	-	606	7	12 295	50.1	11 399	60.5	34 794	191.6
UBS AG	-	-	-	-	-	-	-	-	-	-	-
UNICREDIT	591	565	-	544	224	27 033	299.4	28 502	410.4	83 786	1 041.5
UNICREDIT BANCA MOBILIARE	-	-	-	-	-	-	-	-	-	-	-
UNICREDIT BANK	85	85	-	85	-	636	8.4	778	10.8	2 129	29.5
VONTOBEL FINANCIAL PRODUCTS GMBH	-	6	-	6	-	13	0.3	7	0.0	24	0.4
TOTAL	3 283	3 286	50	3 627	786	133 417	1 108.9	127 680	1 337.4	375 951	3 428.4

TURNOVER
MONTHLY FIGURES - eur m



TURNOVER BY TYPOLOGIES
MONTHLY FIGURES - eur m



MOST TRADED UNDERLYING ASSETS
IN TERMS OF NUMBER OF TRADES

UNDERLYING ASSET	MARCH 2010			
	TRADES			DAILY AVERAGE
	NUMBER	% TOT	% CUM	
FTSE MIB	61 035	47.80%	47.80%	2 654
FIAT	12 118	9.49%	57.29%	527
ENI	9 045	7.08%	64.38%	393
UNICREDIT	7 242	5.67%	70.05%	315
DAX	4 000	3.13%	73.18%	174
INTESA SANPAOLO	3 901	3.06%	76.24%	170
ENEL	3 787	2.97%	79.20%	165
GENERALI	2 659	2.08%	81.29%	116
DOW JONES EURO STOXX 50	2 104	1.65%	82.93%	91
STMICROELECTRONICS	1 575	1.23%	84.17%	68

MOST TRADED UNDERLYING ASSETS
IN TERMS OF TURNOVER

UNDERLYING ASSET	MARCH 2010			
	TURNOVER			DAILY AVERAGE
	eur m	% TOT	% CUM	
FTSE MIB	844.77	63.16%	63.16%	36.73
ENI	146.64	10.96%	74.13%	6.38
FIAT	54.68	4.09%	78.22%	2.38
INTESA SANPAOLO	38.19	2.86%	81.07%	1.66
DOW JONES EURO STOXX 50	34.11	2.55%	83.62%	1.48
ENEL	31.24	2.34%	85.96%	1.36
UNICREDIT	27.68	2.07%	88.03%	1.20
S&P/BRIC 40	19.17	1.43%	89.46%	0.83
GENERALI	14.08	1.05%	90.51%	0.61
DAX	12.77	0.96%	91.47%	0.56

MOST TRADED INSTRUMENTS

COVERED WARRANT PLAIN VANILLA - March 2010

ISIN	ISSUER	UNDERLYING MKTG NAME	TURNOV. eur m
IT0004502180	UNICREDIT	FTSE MIB PLAIN VANILLA	212.38
FR0010836148	SOCIETE GENERALE	FTSE MIB PLAIN VANILLA	76.89
IT0004558281	UNICREDIT	FTSE MIB PLAIN VANILLA	73.08
IT0004502230	UNICREDIT	FTSE MIB PLAIN VANILLA	63.24
FR0010806687	SOCIETE GENERALE	FTSE MIB PLAIN VANILLA	54.69

LEVERAGE CERTIFICATES - March 2010

ISIN	ISSUER	UNDERLYING	MKTG NAME	TURNOV. eur m
NL0000105179	RBS	FUTURE SU GAS	MINI FUTURES	4.19
NL0009059989	RBS	FTSE MIB	MINI FUTURES	2.17
NL0009329036	BNP PARIBAS	ARBITRAGE	TURBO SHORT	2.13
NL0009287507	RBS	UNICREDIT	MINI FUTURES	2.07
NL0009057421	RBS	FIAT	MINI FUTURES	1.88

STRUTTURATI/ESOTICI - March 2010

ISIN	ISSUER	UNDERLYING MKTG NAME	TURNOV. eur m
IT0004572068	BANCA AKROS	EURIBOR 3M EURIBOR CAP	0.16
IT0004081722	BMPS	EURIBOR 3M EURIBOR CAP	0.01
IT0003921258	BMPS	EURIBOR 3M EURIBOR CAP	0.01
IT0003805501	BMPS	EURIBOR 3M EURIBOR CAP	0.01
IT0003805477	BMPS	EURIBOR 3M EURIBOR CAP	0.00

INVESTMENT CERTIFICATES - March 2010

ISIN	ISSUER	UNDERLYING	MKTG NAME	TURNOV. eur m
IT0004572399	BANCA ALETTI	ENI	BORSA PROT	58.69
IT0004522436	BANCA IMI	S&P/BRIC 40	EURO EQUITY PR	11.68
NL0000725976	THE ROYAL BANK OF SCOTL	DAX GLOBAL BRIC	THEME CERT	10.30
XS0274554921	SOCIETE GENERALE	ACCEP1S&P/BRIC 40	BONUS CAP	5.27
NL0009098342	BNP PARIBAS	ARBITRAGE IS:UNICREDIT	BONUS CAP	4.92

News

Banca Aletti: new issue programme of Step Coupon Plus, Cash Collect & Per Due Certificates
 UBS: new issue programme of Investment Certificates
 UniCredit: new issue programme of Power & Benchmark Open End Quanto Certificates

Glossary

Plain Vanilla: plain vanilla Covered Warrants
 IC - Benchmark: linear tracking of the underlying
 IC - Bonus: minimum return guaranteed in case of moderate decline
 IC - Equity Protection: (partial/total) protection from decline
 IC - Discount: purchase of the underlying at a discounted price

IC - Structured: combination of different options
 LC - Stop Loss: certificates with a knock-out barrier and leverage effect
 LC - Stop Loss R: Stop Loss with daily update of the strike
 CW SE - Exotics on Exchange Rates: CWs on interest rates and with periodic exercise
 CW SE - Rainbow: CWs on a ratio of two assets

Markets Analysis
 Piazza Affari, 6 - 20123 Milano
 T +39 02 72426.478 | Fax +39 02 8646.4323
 e-mail: research@borsaitaliana.it
 www.borsaitaliana.it

