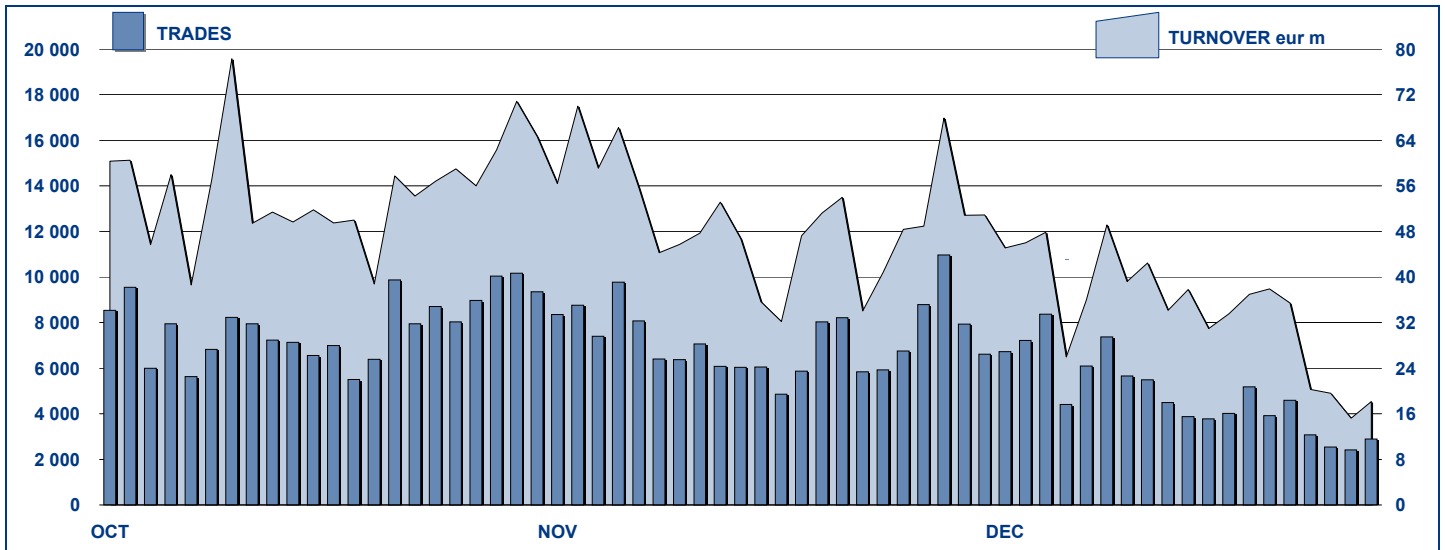
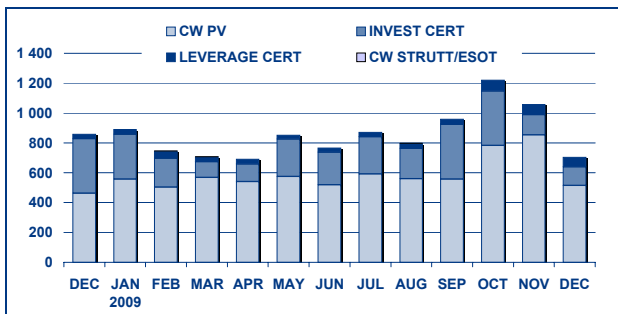


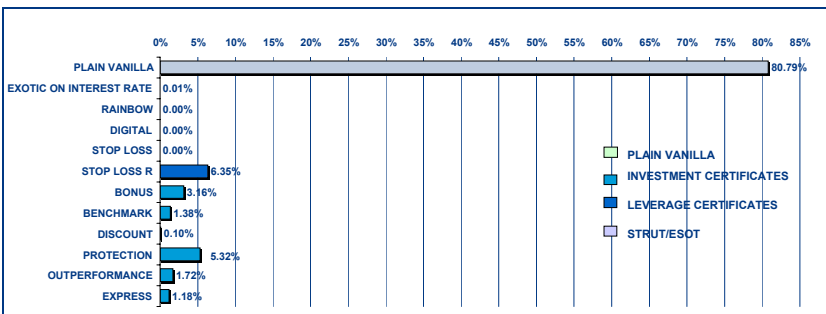
SECURITISED DERIVATIVES DAILY TURNOVER

MAIN INDICATORS

	LISTED SeDeX					TRADING						
	DEC 2008		NOVEMBER 2009		DECEMBER 2009		NOVEMBER 2009		DECEMBER 2009		JAN-DEC 2009	
	LISTED END of MONTH	LISTED END of MONTH	MONTH NEW LISTED	LISTED END of MONTH	MONTH NEW LISTED	TRADES number	TURNOVER eur m	TRADES number	TURNOVER eur m	TRADES number	TURNOVER eur m	
MARKET SEGMENTS												
PLAIN VANILLA CW	1 720	2 050	204	1 672	334	131 237	853.3	81 038	514.3	1 635 075	7 121.9	
STRUCTURED/EXOTIC CW	108	100	-	96	-	382	0.1	300	0.1	5 592	1.6	
LEVERAGE CERTIFICATES	215	387	58	399	24	11 541	67.0	9 040	62.9	129 065	501.2	
INVESTMENT CERTIFICATES CLASS A	273	216	-	212	-	1 655	14.5	1 498	13.5	28 452	273.6	
INVESTMENT CERTIFICATES CLASS B	876	923	33	910	29	8 808	121.2	6 847	112.0	105 202	2 355.2	
TOTAL	3 192	3 676	295	3 289	387	153 623	1 056.2	98 723	702.7	1 903 386	10 253.4	
UNDERLYING ASSETS												
DOMESTIC SHARES	1 378	1 641	228	1 287	85	56 477	238.3	33 678	171.5	652 793	3 598.2	
DOMESTIC INDICES	439	544	33	620	140	80 134	712.4	51 363	428.3	1 037 058	5 371.3	
FOREIGN SHARES	103	165	-	86	16	3 737	19.8	2 134	16.7	39 596	279.5	
FOREIGN INDICES	772	788	33	741	45	8 953	61.8	7 679	62.6	93 029	678.0	
COMMODITIES (*)	229	249	-	281	65	1 881	11.0	1 801	10.4	49 355	154.1	
INTEREST RATE (**)	108	117	-	112	-	523	0.9	445	2.0	6 781	13.1	
CROSS RATE (***)	118	122	1	103	27	1 363	5.8	1 253	5.0	19 942	90.3	
OTHERS	45	50	-	59	9	555	6.3	370	6.2	4 832	68.9	
TOTAL	3 192	3 676	295	3 289	387	153 623	1 056.2	98 723	702.7	1 903 386	10 253.4	
(*) Futures on Commodities are included												
(**) Futures on Interest rate are included												
(***) Futures on Cross rate are included												
ISSUERS												
ABAXBANK	25	21	-	15	-	35	0.2	15	0.1	170	2.6	
ABN AMRO BANK	521	649	59	659	27	12 772	80.5	10 107	75.7	144 841	709.5	
BANCA ALETTI	175	185	-	189	5	1 945	38.4	1 952	40.2	24 119	542.3	
BANCA ANTONVENETA	104	-	-	-	-	-	-	-	-	1 572	0.3	
BANCA IMI	179	212	2	219	68	9 202	34.2	7 172	29.6	104 887	259.8	
BANCA MONTE PASCHI SIENA	-	100	-	96	-	382	0.1	300	0.1	4 012	1.1	
BNP PARIBAS	-	-	-	3	3	-	-	2	0.0	2	0.0	
BNP PARIBAS ARBITRAGE ISSUANCE	349	259	96	234	11	11 279	64.3	8 020	46.2	150 269	771.2	
CREDIT SUISSE INTERNATIONAL	1	1	-	2	1	86	1.3	49	1.3	2 141	35.8	
DEUTSCHE BANK AG	482	115	13	96	4	679	9.3	726	14.4	23 121	280.2	
DEUTSCHE BANK AG LONDON	1	-	-	-	-	-	-	-	-	3	0.0	
GOLDMAN SACHS INTERNATIONAL	21	-	-	-	-	-	-	-	-	210	1.4	
GOLDMAN SACHS JERSEY LIMITED	73	47	-	47	-	21	0.2	8	0.1	383	1.3	
JP MORGAN CHASE BANK	4	-	-	-	-	-	-	-	-	123	2.1	
JP MORGAN STRUCTURED PRODUCTS B.V	7	11	-	11	-	441	3.7	296	4.9	4 134	41.1	
MERRILL LYNCH LUX	1	1	-	1	-	80	1.0	49	0.7	1 110	11.7	
MORGAN STANLEY & CO. INTERNATIONAL	5	-	-	-	-	-	-	-	-	-	-	
NOMURA BANK INTERNATIONAL	1	1	-	1	-	-	-	-	-	7	0.0	
SAL OPPENHEIM	64	81	1	80	-	382	4.6	410	4.9	5 007	74.5	
SOCIETE GENERALE	458	1 008	124	880	166	64 231	391.2	42 737	243.5	1 035 110	4 415.8	
SOCIETE GENERALE ACCEPTANCE N.V.	18	12	-	12	-	219	1.6	170	1.4	2 354	12.6	
SOCIETE GENERALE EFFEKTEN	59	62	-	62	-	289	2.7	131	1.0	2 299	31.7	
UBS AG	2	2	-	-	-	-	-	-	-	3	0.0	
UNICREDIT	568	818	-	591	102	51 023	415.8	26 080	231.2	379 807	2 223.4	
UNICREDIT BANCA MOBILIARE	-	-	-	-	-	-	-	-	-	-	-	
UNICREDIT BANK	67	85	-	85	-	556	7.2	499	7.6	17 675	834.5	
VONTOBEL FINANCIAL PRODUCTS GMBH	7	6	-	-	-	1	0.0	-	-	27	0.4	
TOTAL	3 192	3 676	295	3 283	387	153 623	1 056.2	98 723	702.7	1 903 386	10 253.4	

TURNOVER
MONTHLY FIGURES - eur m



TURNOVER BY TYPOLOGIES
MONTHLY FIGURES - eur m



MOST TRADED UNDERLYING ASSETS
IN TERMS OF NUMBER OF TRADES

UNDERLYING ASSET	DECEMBER 2009			
	TRADES			DAILY AVERAGE
	NUMBER	% TOT	% CUM	
FTSE MIB	51 362	52.03%	52.03%	2 568
FIAT	8 690	8.80%	60.83%	435
ENI	7 629	7.73%	68.56%	381
UNICREDIT	5 780	5.85%	74.41%	289
DAX	4 387	4.44%	78.85%	219
GENERALI	2 060	2.09%	80.94%	103
STMICROELECTRONICS	1 916	1.94%	82.88%	96
ENEL	1 524	1.54%	84.43%	76
INTESA SANPAOLO	1 376	1.39%	85.82%	69
DOW JONES EURO STOXX 50	1 331	1.35%	87.17%	67

MOST TRADED UNDERLYING ASSETS
IN TERMS OF TURNOVER

UNDERLYING ASSET	DECEMBER 2009				
	TURNOVER			% CUM	DAILY AVERAGE
	eur m	% TOT	% CUM		
FTSE MIB	428.33	60.95%	60.95%	21.42	
ENI	73.20	10.42%	71.37%	3.66	
FIAT	42.10	5.99%	77.36%	2.11	
DAX	22.82	3.25%	80.60%	1.14	
DOW JONES EURO STOXX 50	22.35	3.18%	83.78%	1.12	
STMICROELECTRONICS	14.44	2.05%	85.84%	0.72	
UNICREDIT	12.99	1.85%	87.69%	0.65	
INTESA SANPAOLO	11.80	1.68%	89.37%	0.59	
ENEL	9.16	1.30%	90.67%	0.46	
GENERALI	9.07	1.29%	91.96%	0.45	

MOST TRADED INSTRUMENTS

PLAIN VANILLA COVERED WARRANTS - December 2009					LEVERAGE CERTIFICATES - December 2009				
ISIN	ISSUER	UNDERLYING	MKTG NAME	TURNOV. eur m	ISIN	ISSUER	UNDERLYING	MKTG NAME	TURNOV. eur m
IT0004502180	UNICREDIT	FTSE MIB	PLAIN VANILLA	127.19	NL0006157927	ABN AMRO BANK	FTSE MIB	MINI FUTURES	26.20
IT0004502230	UNICREDIT	FTSE MIB	PLAIN VANILLA	31.49	NL0009060052	ABN AMRO BANK	FTSE MIB	MINI FUTURES	3.13
FR0010817049	SOCIETE GENERALE	FTSE MIB	PLAIN VANILLA	24.44	NL0009286806	ABN AMRO BANK	DAX	MINI FUTURES	2.38
FR0010806638	SOCIETE GENERALE	FTSE MIB	PLAIN VANILLA	15.71	NL0009052778	ABN AMRO BANK	FTSE MIB	MINI FUTURES	2.27
FR0010817023	SOCIETE GENERALE	FTSE MIB	PLAIN VANILLA	15.59	NL0000105161	ABN AMRO BANK	FUTURE SU GAS NAT	MINI FUTURES	1.98

STRUCTURED/EXOTIC COVERED WARRANTS - December 2009					INVESTMENT CERTIFICATES - December 2009				
ISIN	ISSUER	UNDERLYING	MKTG NAME	TURNOV. eur m	ISIN	ISSUER	UNDERLYING	MKTG NAME	TURNOV. eur m
IT0003805501	BANCA MONTE PASCHI SIENA	EURIBOR 3M	EURIBOR CAP	0.01	IT0004453301	BANCA ALETTI	ENI	BORSA PROTETTA	29.05
IT0003921258	BANCA MONTE PASCHI SIENA	EURIBOR 3M	EURIBOR CAP	0.01	IT0004486822	BANCA IMI	DJ EURO STOXX 50	EURO EQUITY PROTECTION CAF	2.90
IT0004081706	BANCA MONTE PASCHI SIENA	EURIBOR 3M	EURIBOR CAP	0.01	XS0294584056	JP MORGAN STRUCTURED PRODUCTS B.V	JP IND METALS BASKET 1	COMMODITY DAILY WIN	2.30
IT0003805493	BANCA MONTE PASCHI SIENA	EURIBOR 3M	EURIBOR CAP	0.00	DE000085PSY3	DEUTSCHE BANK AG	DJ EURO STOXX 50	BONUS CAP	2.24
IT0003805485	BANCA MONTE PASCHI SIENA	EURIBOR 3M	EURIBOR CAP	0.00	NL0006253759	ABN AMRO BANK	ORO	BENCHMARK QUANTO	2.24

News

Glossary

- Plain Vanilla: plain vanilla Covered Warrants
- IC - Benchmark: linear tracking of the underlying
- IC - Bonus: minimum return guaranteed in case of moderate decline
- IC - Equity Protection: (partial/total) protection from decline
- IC - Discount: purchase of the underlying at a discounted price
- IC - Structured: combination of different options
- LC - Stop Loss: certificates with a knock-out barrier and leverage effect
- LC - Stop Loss R: Stop Loss with daily update of the strike
- CW SE - Exotics on Exchange Rates: CWs on interest rates and with periodic exercise
- CW SE - Rainbow: CWs on a ratio of two assets

Markets Analysis
Piazza Affari, 6 - 20123 Milano
T +39 02 72426.478 | Fax +39 02 8646.4323
e-mail: research@borsaitaliana.it
www.borsaitaliana.it



The publication of this document does not represent solicitation, by Borsa Italiana S.p.A., of public saving and is not to be considered as a recommendation by Borsa Italiana as to the suitability of the investment, if any, herein described. This document has not to be considered complete and it is meant for information and discussion purposes only. Borsa Italiana accepts no liability, arising, without limitation to the generality of the foregoing, from inaccuracies and/or mistakes, for decisions and/or actions taken by any party based on this documents. Trademarks Borsa Italiana and Borsa Italiana's logo, IDEM, MOT, MTA, STAR, SeDeX, MIB, IDEX, Bit Club, Academy, MiniBIB, DDM, EuroMOT, Market Connect, NIS, Borsa Virtuale, ExtraMOT, MIV are owned by Borsa Italiana S.p.A. FTSE is a registered trademark of London Stock Exchange plc and The Financial Times Limited and is used by FTSE International Limited under licence. Borsa Italiana S.p.A. and its subsidiaries are subject to direction and coordination of London Stock Exchange Group Holdings (Italy) Ltd - Italian branch. © December 2009 Borsa Italiana S.p.A. All rights reserved.