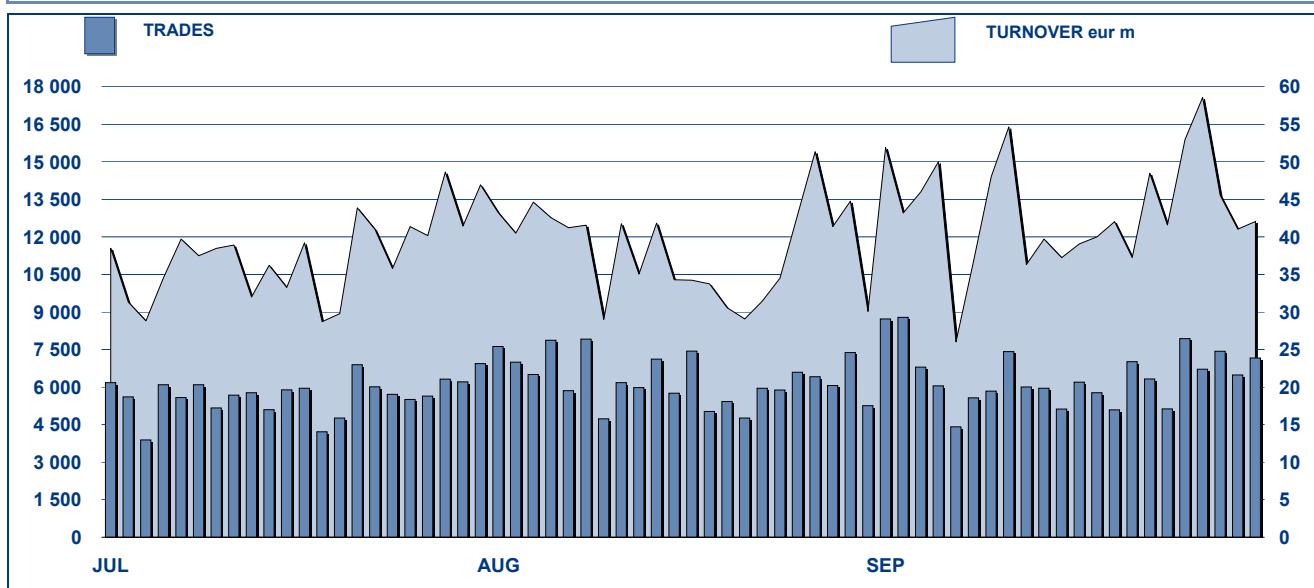


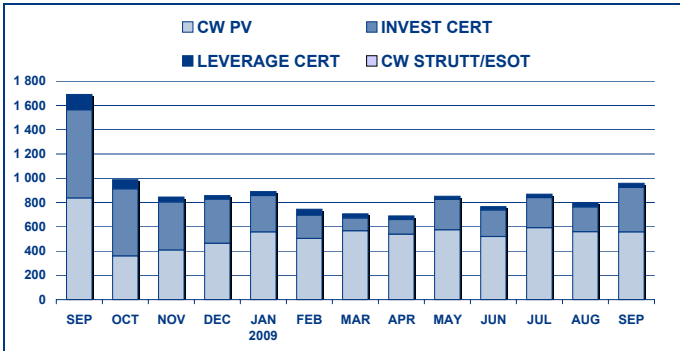
SECURITISED DERIVATIVES DAILY TURNOVER



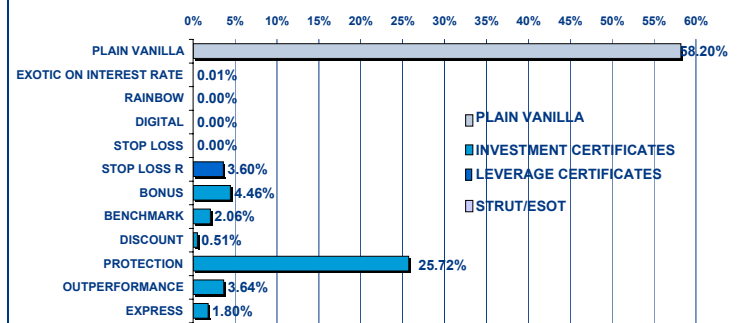
MAIN INDICATORS

	LISTED SeDeX					TRADING						
	DEC 2008		AUGUST 2009		SEPTEMBER 2009		AUGUST 2009		SEPTEMBER 2009		JAN-SEP 2009	
	LISTED	LISTED	MONTH	LISTED	MONTH	TRADES	TURNOVER	TRADES	TURNOVER	TRADES	TURNOVER	
	END of MONTH	END of MONTH	NEW LISTED	END of MONTH	NEW LISTED	number	eur m	number	eur m	number	eur m	
MARKET SEGMENTS												
PLAIN VANILLA CW	1 720	1 668	94	1 768	589	111 361	559.6	114 721	557.8	1 278 905	4 972.1	
STRUCTURED/EXOTIC CW	108	100	-	100	-	440	0.1	407	0.1	4 502	1.3	
LEVERAGE CERTIFICATES	215	332	6	357	36	9 996	32.9	11 213	34.5	95 174	296.8	
INVESTMENT CERTIFICATES CLASS A	273	231	-	216	-	1 679	15.6	2 390	19.7	23 087	224.6	
INVESTMENT CERTIFICATES CLASS B	876	889	9	910	28	7 601	188.3	13 201	346.3	75 768	1 779.2	
TOTAL	3 192	3 220	109	3 351	653	131 077	796.5	141 932	958.4	1 477 436	7 273.9	
UNDERLYING ASSETS												
DOMESTIC SHARES	1 378	1 304	55	1 414	454	45 316	285.3	43 703	329.4	489 435	2 755.4	
DOMESTIC INDICES	439	441	34	491	104	72 768	407.3	79 814	454.2	825 283	3 638.1	
FOREIGN SHARES	103	181	-	165	10	4 330	29.5	6 050	65.6	27 288	169.1	
FOREIGN INDICES	772	761	19	744	40	5 679	50.8	7 775	78.2	67 532	479.1	
COMMODITIES (*)	229	258	-	263	19	1 129	13.6	2 037	11.9	43 494	102.7	
INTEREST RATE (**)	108	117	-	117	-	539	1.3	483	0.4	5 281	9.3	
CROSS RATE (***)	118	115	1	110	22	998	3.8	1 546	10.2	15 856	71.0	
OTHERS	45	43	-	47	4	318	4.9	524	8.5	3 267	49.1	
TOTAL	3 192	3 220	109	3 351	653	131 077	796.5	141 932	958.4	1 477 436	7 273.9	
(*) Futures on Commodities are included												
(**) Futures on Interest rate are included												
(***) Futures on Cross rate are included												
ISSUERS												
ABAXBANK	25	21	-	21	-	3	0.0	26	0.3	111	1.9	
ABN AMRO BANK	521	600	6	626	37	10 924	46.2	12 758	53.8	106 973	454.5	
BANCA ALETTI	175	184	6	183	2	1 341	17.1	2 901	54.8	16 768	366.3	
BANCA ANTONVENETA	104	-	-	-	-	-	-	-	-	1 572	0.3	
BANCA IMI	179	200	3	139	3	13 043	30.9	8 047	34.4	78 436	161.7	
BANCA MONTE PASCHI SIENA	-	100	-	100	-	440	0.1	407	0.1	2 922	0.7	
BAYERISCHE HYPO-UND VEREINSBANK	67	85	-	85	-	2 197	110.8	3 580	190.0	13 588	668.5	
BNP PARIBAS ARBITRAGE ISSUANCE	349	147	-	182	49	5 421	32.5	4 191	36.6	120 900	610.1	
CREDIT SUISSE INTERNATIONAL	1	1	-	1	-	31	0.3	331	5.7	1 828	29.7	
DEUTSCHE BANK AG	482	110	-	107	-	588	11.6	835	12.9	20 797	242.2	
DEUTSCHE BANK AG LONDON	1	-	-	-	-	-	-	-	-	3	0.005	
GOLDMAN SACHS INTERNATIONAL	21	-	-	-	-	-	-	-	-	210	1.4	
GOLDMAN SACHS JERSEY LIMITED	73	47	-	47	-	11	0.1	17	0.2	329	0.9	
JP MORGAN STRUCTURED PRODUCTS B	7	11	-	11	-	308	2.8	338	3.5	2 925	28.1	
JP MORGAN CHASE BANK	4	-	-	-	-	-	-	-	-	123	2.1	
MERRILL LYNCH LUX	1	1	-	1	-	55	0.8	119	1.4	796	7.7	
MORGAN STANLEY & CO. INTERNA	5	-	-	-	-	-	-	-	-	-	-	
NOMURA BANK INTERNATIONAL	1	1	-	1	-	1	0.002	2	0.005	7	0.03	
SAL OPPENHEIM	64	77	-	80	3	372	5.2	644	11.8	3 474	54.2	
SOCIETE GENERALE	458	750	22	838	171	67 072	383.0	69 783	352.0	855 963	3 362.5	
SOCIETE GENERALE ACCEPTANCE N.V.	18	12	-	12	-	134	0.6	190	1.0	1 774	8.5	
SOCIETE GENERALE EFFEKTEN	59	60	-	60	-	235	3.5	358	5.9	1 542	23.5	
UBS AG	2	2	-	2	-	-	-	-	-	3	0.03	
UNICREDIT	568	805	72	849	388	28 898	151.0	37 402	194.2	246 370	1 248.9	
VONTOBEL FINANCIAL PRODUCTS GMBH	7	6	-	6	-	3	0.002	3	0.05	22	0.2	
TOTAL	3 192	3 220	109	3 351	653	131 077	796.5	141 932	958.4	1 477 436	7 273.9	

TURNOVER MONTHLY FIGURES - eur m



TURNOVER BY TYPOLOGIES MONTHLY FIGURES - eur m



MOST TRADED UNDERLYING ASSETS IN TERMS OF NUMBER OF TRADES

UNDERLYING ASSET	SEPTEMBER 2009			DAILY AVERAGE
	NUMBER	% TOT	% CUM	
FTSE MIB	79 793	56.22%	56.22%	3 627
ENI	9 580	6.75%	62.97%	435
FIAT	7 910	5.57%	68.54%	360
UNICREDIT	6 918	4.87%	73.42%	314
STMICROELECTRONICS	4 479	3.16%	76.57%	204
ENEL	3 418	2.41%	78.98%	155
INTESA SANPAOLO	2 964	2.09%	81.07%	135
GENERALI	2 708	1.91%	82.98%	123
DAX	2 693	1.90%	84.87%	122
DOW JONES EURO STOXX 50	2 449	1.73%	86.60%	111

MOST TRADED UNDERLYING ASSETS IN TERMS OF TURNOVER

UNDERLYING ASSET	SEPTEMBER 2009			DAILY AVERAGE
	eur m	% TOT	% CUM	
FTSE MIB	454.05	47.38%	47.38%	20.64
ENI	200.88	20.96%	68.34%	9.13
STMICROELECTRONICS	56.16	5.86%	74.19%	2.55
DOW JONES EURO STOXX 50	44.27	4.62%	78.81%	2.01
FIAT	38.74	4.04%	82.86%	1.76
UNICREDIT	23.13	2.41%	85.27%	1.05
ENEL	21.70	2.26%	87.53%	0.99
INTESA SANPAOLO	12.94	1.35%	88.88%	0.59
GENERALI	11.51	1.20%	90.09%	0.52
DAX	10.40	1.09%	91.17%	0.47

MOST TRADED INSTRUMENTS

PLAIN VANILLA COVERED WARRANTS - September 2009

ISIN	ISSUER	UNDERLYIN	MKTG NAME	TURNOV. eur m
IT0004502230	UNICREDIT	FTSE MIB	PLAIN VANILLA	67.23
FR0010724930	SOCIETE GENERALE	FTSE MIB	PLAIN VANILLA	34.27
FR0010757229	SOCIETE GENERALE	FTSE MIB	PLAIN VANILLA	26.02
IT0004502180	UNICREDIT	FTSE MIB	PLAIN VANILLA	25.47
FR0010713677	SOCIETE GENERALE	FTSE MIB	PLAIN VANILLA	20.97

LEVERAGE CERTIFICATES - September 2009

ISIN	ISSUER	UNDERLYING	MKTG NAME	TURNOV. eur m
NL0009057744	ABN AMRO BANK	FTSE MIB	MINI FUTURES	5.29
NL0006487910	ABN AMRO BANK	FTSE MIB	MINI FUTURES	3.00
NL0006487928	ABN AMRO BANK	FTSE MIB	MINI FUTURES	2.18
NL0009057215	ABN AMRO BANK	DAX	MINI FUTURES	1.25
NL0009055441	ABN AMRO BANK	DAX	MINI FUTURES	0.98

STRUCTURED/EXOTIC COVERED WARRANTS - September 2009

ISIN	ISSUER	UNDERLYIN	MKTG NAME	TURNOV. eur m
IT0003921258	BMPS	EURIBOR 3M	EURIBOR CAP	0.01
IT0003805469	BMPS	EURIBOR 3M	EURIBOR CAP	0.00
IT0003805501	BMPS	EURIBOR 3M	EURIBOR CAP	0.00
IT0003942692	BMPS	EURIBOR 3M	EURIBOR CAP	0.00
IT0004153794	BMPS	EURIBOR 3M	EURIBOR CAP	0.00

INVESTMENT CERTIFICATES - September 2009

ISIN	ISSUER	UNDERLYING	MKTG NAME	TURNOV. eur m
DE000HV778S0	BAYERISCHE HYPO-UND VEFENI		EQUITY PROTECTION	128.16
DE000HV778W2	BAYERISCHE HYPO-UND VEFSTMICROELE		EQUITY PROTECTION	51.30
IT0004453301	BANCA ALETTI	ENI	BORSA PROTETTA	21.19
IT0004486822	BANCA IMI	DOW JONES EURO EQUITY PROTECTI		9.73
GB00B39MSQ94	CREDIT SUISSE INTERNATIO	EUR/USD	DOLLAR PREMIUM	5.75

News

Société Générale Effekten GmbH - New issue programme for Azionario Plus Certificates

Glossary

Plain Vanilla: plain vanilla Covered Warrants

IC - Benchmark: linear tracking of the underlying

IC - Bonus: minimum return guaranteed in case of moderate decline

IC - Equity Protection: (partial/total) protection from decline

IC - Discount: purchase of the underlying at a discounted price

IC - Structured: combination of different options

LC - Stop Loss: certificates with a knock-out barrier and leverage effect

LC - Stop Loss R: Stop Loss with daily update of the strike

CW SE - Exotics on Exchange Rates: CWs on interest rates and with periodic exercise

CW SE - Rainbow: CWs on a ratio of two assets

Research & Development
Piazza Affari, 6 - 20123 Milano
T +39 02 72426.478 | Fax +39 02 8646.4323
e-mail: research@borsaitaliana.it
www.borsaitaliana.it



Borsa Italiana
London Stock Exchange Group