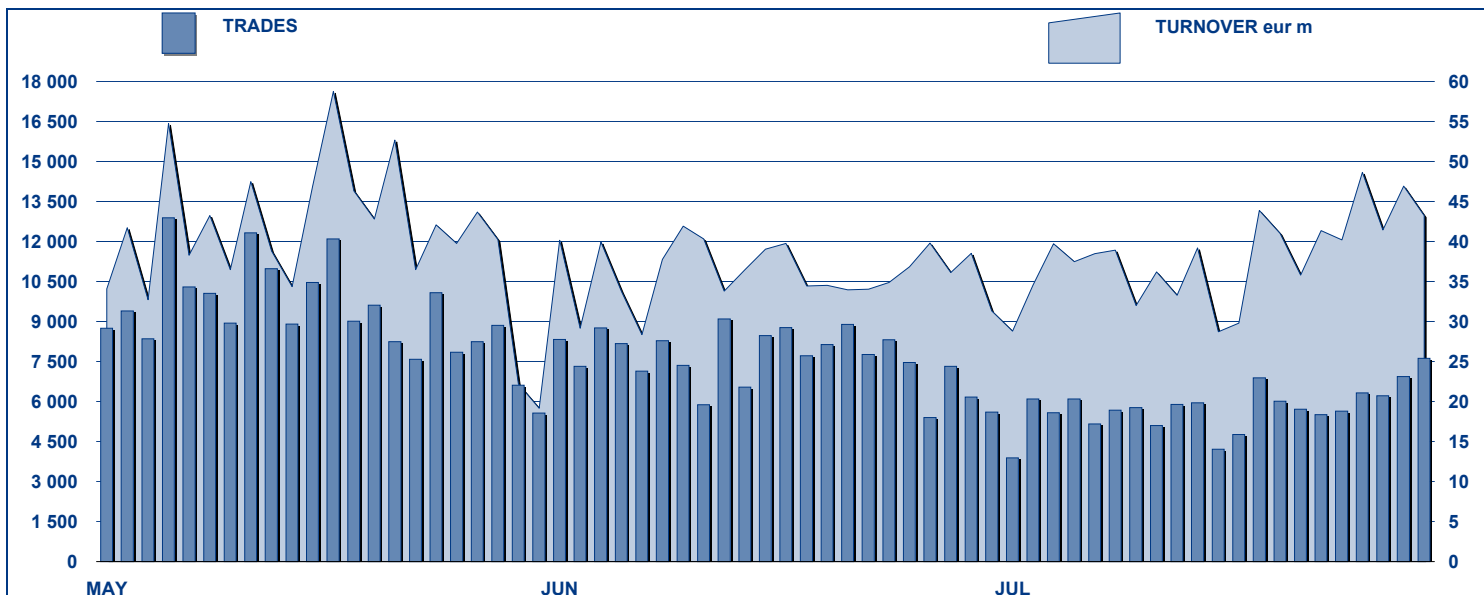
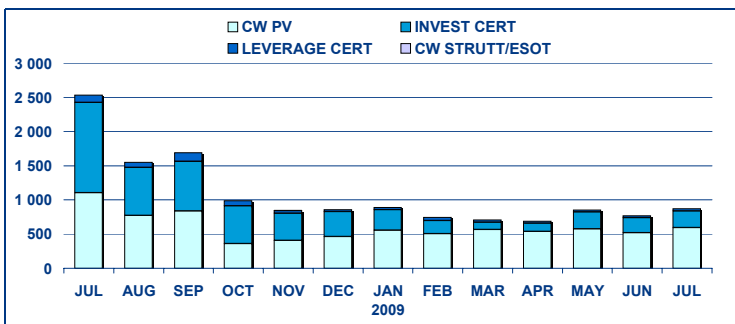
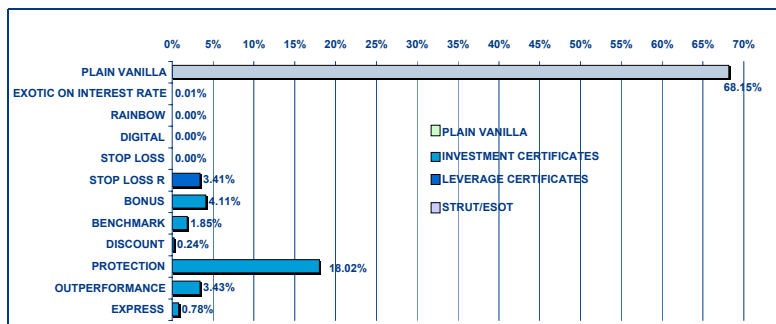


SECURITISED DERIVATIVES DAILY TURNOVER



MAIN INDICATORS

	LISTED SeDeX					TRADING						
	DEC 2008		JUNE 2009		JULY 2009		JUNE 2009		JULY 2009		JAN-JUL 2009	
	LISTED END OF MONTH	LISTED END OF MONTH	MONTH NEW LISTED	LISTED END OF MONTH	MONTH NEW LISTED	TRADES number	TURNOVER eur m	TRADES number	TURNOVER eur m	TRADES number	TURNOVER eur m	
MARKET SEGMENTS												
PLAIN VANILLA CW	1 720	1 569	493	1 683	137	148 373	519.5	111 509	592.5	1 052 823	3 854.7	
STRUCTURED/EXOTIC CW	108	100	-	100	-	309	0.1	163	0.0	3 655	1.1	
LEVERAGE CERTIFICATES	215	324	8	353	41	8 779	28.1	9 896	29.7	73 965	229.3	
INVESTMENT CERTIFICATES CLASS A	273	232	11	232	-	2 360	19.9	2 163	16.1	19 018	189.2	
INVESTMENT CERTIFICATES CLASS B	876	890	15	894	20	7 481	198.7	9 095	231.1	54 966	1 244.6	
TOTAL	3 192	3 115	527	3 262	198	167 302	766.3	132 826	869.4	1 204 427	5 518.9	
UNDERLYING ASSETS												
DOMESTIC SHARES	1 378	1 244	326	1 336	104	41 885	311.6	42 652	342.3	400 416	2 140.6	
DOMESTIC INDICES	439	462	80	439	3	109 949	380.0	77 163	425.3	672 701	2 776.7	
FOREIGN SHARES	103	175	27	187	12	2 997	14.8	3 152	23.3	16 908	74.1	
FOREIGN INDICES	772	717	42	754	47	5 522	37.2	6 732	52.8	54 078	350.1	
COMMODITIES (**)	229	253	31	270	20	4 647	11.9	1 256	8.8	40 328	77.2	
INTEREST RATE (***)	108	117	-	117	-	454	0.8	243	0.4	4 259	7.5	
CROSS RATE (***)	118	105	21	114	9	1 604	6.5	1 083	7.6	13 312	57.0	
OTHERS	45	42	-	45	3	244	3.5	545	9.1	2 425	35.8	
TOTAL	3 192	3 115	527	3 262	198	167 302	766.3	132 826	869.4	1 204 427	5 518.9	
(*) Futures on Commodities are included												
(**) Futures on Interest rate are included												
(***) Futures on Cross rate are included												
ISSUERS												
ABX BANK	25	21	-	21	-	11	0.2	6	0.1	82	2	
ABN AMRO BANK	521	593	-	620	41	9 914	41.2	10 973	42.1	83 291	354	
BANCA ALETTI	175	183	17	182	-	1 209	22.1	1 298	16.9	12 526	294	
BANCA ANTONVENETA	104	-	-	-	-	-	-	-	-	1 572	0	
BANCA IMI	179	199	75	197	-	10 332	11.1	12 469	17.2	57 346	96	
BAYERISCHE HYPO-UND VEREINSBANK	67	85	-	86	1	2 289	128.2	2 582	138.3	7 811	368	
BNP PARIBAS ARBITRAGE ISSUANCE	349	207	5	221	14	9 982	49.9	14 499	83.1	111 288	541	
CREDIT SUISSE INTERNATIONAL	1	1	-	1	-	117	1.8	285	5.0	1 466	24	
DEUTSCHE BANK AG	482	112	5	111	3	920	11.0	856	12.8	19 374	218	
DEUTSCHE BANK AG LONDON	1	-	-	-	-	-	-	-	-	3	0	
GOLDMAN SACHS INTERNATIONAL	21	-	-	-	-	-	-	-	-	210	1	
GOLDMAN SACHS JERSEY LIMITED	73	47	-	47	-	26	0.1	4	0.0	301	1	
JP MORGAN STRUCTURED PRODUCTS B.V	7	11	-	11	-	296	3.1	494	4.9	2 279	22	
JP MORGAN CHASE BANK	4	-	-	-	-	-	-	-	-	123	2	
MERRILL LYNCH LUX	1	1	-	1	-	80	1.1	87	0.9	622	6	
MORGAN STANLEY & CO. INTERNATIONAL	5	-	-	-	-	-	-	-	-	-	-	
NOMURA BANK INTERNATIONAL	1	1	-	1	-	-	-	-	-	4	0	
SAL OPPENHEIM	64	84	-	79	2	528	6.9	548	10.3	2 458	37	
SOCIETE GENERALE	458	621	71	743	137	109 173	375.0	66 266	387.77	719 108	2 627	
SOCIETE GENERALE ACCEPTANCE N.V.	18	18	-	18	-	189	0.8	170	0.6	1 450	7	
SOCIETE GENERALE EFFETKEN	59	60	-	60	-	130	2.1	155	1.97	949	14	
UBS AG	2	2	-	2	-	2	0.00005	-	-	3	0	
UNICREDIT	568	762	354	754	-	21 789	111.8	21 967	147.2	180 070	904	
VONTOBEL FINANCIAL PRODUCTS GMBH	7	7	-	7	-	6	0.024	4	0.124	16	0	
TOTAL	3 192	3 115	527	3 262	198	167 302	766.3	132 826	869.4	1 204 427	5 518.9	

TURNOVER
MONTHLY FIGURES - eur m

TURNOVER BY TYPOLOGIES
MONTHLY FIGURES - eur m

MOST TRADED UNDERLYING ASSETS
IN TERMS OF NUMBER OF TRADES

UNDERLYING ASSET	JULY 2009			DAILY AVERAGE
	NUMBER	% TOT	% CUM	
FTSE MIB	77 158	58.09%	58.09%	3 355
ENI	12 929	9.73%	67.82%	562
FIAT	7 642	5.75%	73.58%	332
UNICREDIT	5 562	4.19%	77.76%	242
GENERALI	3 503	2.64%	80.40%	152
INTESA SANPAOLO	2 715	2.04%	82.45%	118
ENEL	2 610	1.96%	84.41%	113
DAX	2 358	1.78%	86.19%	103
STMICROELECTRONICS	1 880	1.42%	87.60%	82
DOW JONES EURO STOXX 50	1 786	1.34%	88.95%	78

MOST TRADED UNDERLYING ASSETS
IN TERMS OF TURNOVER

UNDERLYING ASSET	JULY 2009			DAILY AVERAGE
	eur m	% TOT	% CUM	
FTSE MIB	425.24	48.91%	48.91%	18.49
ENI	190.55	21.92%	70.82%	8.28
FIAT	89.29	10.27%	81.09%	3.88
DOW JONES EURO STOXX 50	30.60	3.52%	84.61%	1.33
STMICROELECTRONICS	17.29	1.99%	86.60%	0.75
ENEL	14.63	1.68%	88.28%	0.64
INTESA SANPAOLO	12.48	1.43%	89.72%	0.54
UNICREDIT	12.00	1.38%	91.10%	0.52
GENERALI	7.71	0.89%	91.99%	0.34
EUR/USD	6.51	0.75%	92.73%	0.28

MOST TRADED INSTRUMENTS
PLAIN VANILLA COVERED WARRANTS - JULY 2009

ISIN	ISSUER	UNDERLYING	MKTG NAME	TURNOV. eur m
IT0004502230	UNICREDIT	FTSE MIB	PLAIN VANILLA	93.66
FR0010741769	SOCIETE GENERALE	FTSE MIB	PLAIN VANILLA	51.26
FR0010757229	SOCIETE GENERALE	FTSE MIB	PLAIN VANILLA	50.62
FR0010713495	SOCIETE GENERALE	FTSE MIB	PLAIN VANILLA	27.87
FR0010742445	SOCIETE GENERALE	ENI	PLAIN VANILLA	23.03

LEVERAGE CERTIFICATES - JULY 2009

ISIN	ISSUER	UNDERLYING	MKTG NAME	TURNOV. eur m
NL0006480071	ABN AMRO BANK	FTSE MIB	MINI FUTURES	6.83
NL0009055482	ABN AMRO BANK	FTSE MIB	MINI FUTURES	2.63
NL0000105161	ABN AMRO BANK	FUTURE SU GAS NATURALE	MINI FUTURES	2.14
NL0009055474	ABN AMRO BANK	FTSE MIB	MINI FUTURES	1.48
NL0006480113	ABN AMRO BANK	DAX	MINI FUTURES	1.39

STRUCTURED/EXOTIC COVERED WARRANTS - JULY 2009

ISIN	ISSUER	UNDERLYING	MKTG NAME	TURNOV. eur m
IT0003921258	BANCA MPS	EURIBOR 3M	EURIBOR CAP	0.01
IT0003805501	BANCA MPS	EURIBOR 3M	EURIBOR CAP	0.01
IT0004143878	BANCA MPS	EURIBOR 3M	CAP SPREAD	0.00
IT0004081706	BANCA MPS	EURIBOR 3M	EURIBOR CAP	0.00
IT0004143837	BANCA MPS	EURIBOR 3M	CAP SPREAD	0.00

INVESTMENT CERTIFICATES - JULY 2009

ISIN	ISSUER	UNDERLYING	MKTG NAME	TURNOV. eur m
DE000HV778S0	BAYERISCHE HVB	ENI	EQUITY PROTECTIOI	115.50
DE000HV778W2	BAYERISCHE HVB	STMICROELECTRONICS	EQUITY PROTECTIOI	15.90
GB00B39MSQ94	CREDIT SUISSE INTERNAT	EUR/USD	DOLLAR PREMIUM	4.97
DE000SAL5B31	SAL OPPENHEIM	DJ EURO STOXX50	BUTTERFLY	4.19
IT0004126840	UNICREDIT	FTSE MIB	BENCHMARK	3.96

News
Glossary

Plain Vanilla: plain vanilla Covered Warrants

IC - Benchmark: linear tracking of the underlying

IC - Bonus: minimum return guaranteed in case of moderate decline

IC - Equity Protection: (partial/total) protection from decline

IC - Discount: purchase of the underlying at a discounted price

IC - Structured: combination of different options

LC - Stop Loss: certificates with a knock-out barrier and leverage effect

LC - Stop Loss R: Stop Loss with daily update of the strike

CW SE - Exotics on Exchange Rates: CWs on interest rates and with periodic exercise

CW SE - Rainbow: CWs on a ratio of two assets

Research & Development
 Piazza Affari, 6 - 20123 Milano
 T +39 02 72426.478 | Fax +39 02 8646.4323
 e-mail: research@borsaitaliana.it
www.borsaitaliana.it



Borsa Italiana
 London Stock Exchange Group