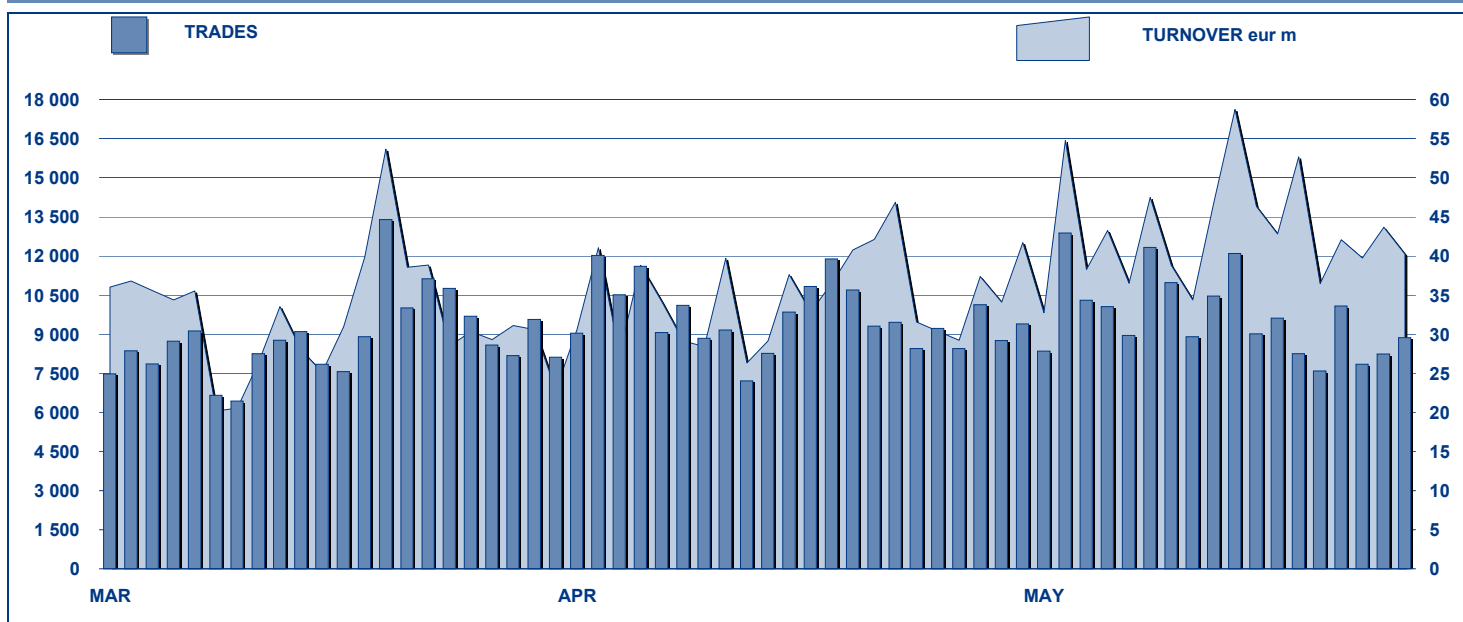


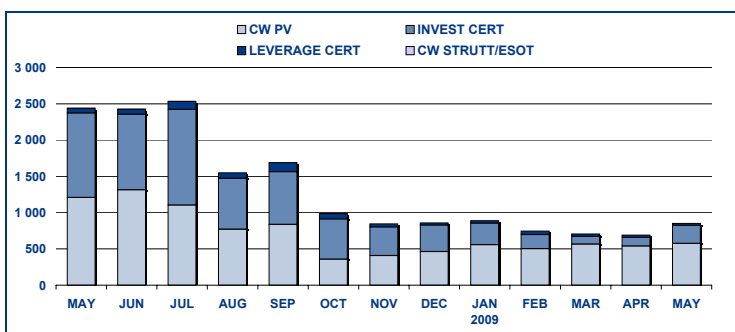
SECURITISED DERIVATIVES DAILY TURNOVER



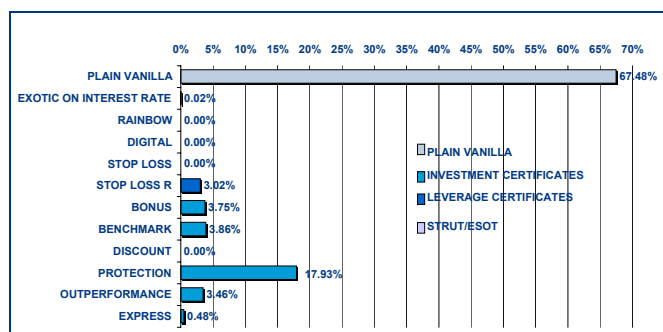
MAIN INDICATORS

	LISTED SeDeX					TRADING						
	DEC 2008		APRIL 2009		MAY 2009		APRIL 2009		MAY 2009		JAN-MAY 2009	
	LISTED END OF MONTH	LISTED END OF MONTH	MONTH NEW LISTED	LISTED END OF MONTH	MONTH NEW LISTED	TRADES number	TURNOVER eur m	TRADES number	TURNOVER eur m	TRADES number	TURNOVER eur m	
MARKET SEGMENTS												
PLAIN VANILLA CW	1 720	1 793	597	1 653	105	173 663	539.7	171 416	574.7	792 941	2 742.7	
STRUCTURED/EXOTIC CW	108	104	-	104	-	491	0.1	436	0.2	3 183	0.9	
LEVERAGE CERTIFICATES	215	319	10	329	33	10 673	30.8	9 497	25.7	55 290	171.6	
INVESTMENT CERTIFICATES CLASS A	273	239	-	235	-	2 889	30.8	2 777	32.9	14 495	153.2	
INVESTMENT CERTIFICATES CLASS B	876	890	12	913	34	6 373	88.5	8 802	218.2	38 390	814.8	
TOTAL	3 192	3 345	619	3 234	172	194 089	690	192 928	852	904 299	3 883.2	
UNDERLYING ASSETS												
DOMESTIC SHARES	1 378	1 461	330	1 279	44	77 859	250.0	63 940	358.1	315 879	1 486.7	
DOMESTIC INDICES	439	449	95	466	33	99 311	367.0	111 179	403.1	485 589	1 971.4	
FOREIGN SHARES	103	115	25	195	80	2 811	9.1	3 065	9.9	10 759	35.9	
FOREIGN INDICES	772	748	61	747	15	7 647	45.9	6 850	59.0	41 824	260.1	
COMMODITIES (*)	229	276	64	254	-	4 166	7.2	4 251	8.1	34 425	56.5	
INTEREST RATE (**)	108	123	-	121	-	595	1.3	539	1.0	3 562	6.3	
CROSS RATE (***)	118	130	44	129	-	1 455	5.8	2 828	9.0	10 625	43.0	
OTHERS	45	43	-	43	-	245	3.6	276	3.4	1 636	23.2	
TOTAL	3 192	3 345	619	3 234	172	194 089	689.9	192 928	851.6	904 299	3 883.2	
(*) Futures on Commodities are included												
(**) Futures on Interest rate are included												
(***) Futures on Cross rate are included												
ISSUERS												
ABAXBANK	25	21	-	21	-	10	0.1	15	0.1	65	1	
ABN AMRO BANK	521	603	10	605	33	11 877	42.7	10 655	38.9	62 404	271	
BANCA ALETTI	175	175	5	174	-	1 260	18.3	2 377	60.1	10 019	256	
BANCA ANTONVENETA	104	-	-	-	-	-	-	-	-	1 572	0.3	
BANCA IMI	179	167	-	132	-	8 845	15.5	10 561	21.0	34 545	68	
BAYERISCHE HYPO-UND VEREINSBANK	67	67	-	94	27	337	3.6	1 487	89.7	2 940	101.1	
BNP PARIBAS ARBITRAGE ISSUANCE	349	365	-	238	7	13 032	63.9	9 634	37.0	86 807	408	
CREDIT SUISSE INTERNATIONAL	1	1	-	1	-	158	3.3	225	3.8	1 064	17	
DEUTSCHE BANK AG	482	175	-	124	-	1 983	13.9	2 001	16.9	17 598	194	
DEUTSCHE BANK AG LONDON	1	-	-	-	-	-	-	-	-	3	0.005	
GOLDMAN SACHS INTERNATIONAL	21	-	-	-	-	-	-	-	-	210	1	
GOLDMAN SACHS JERSEY LIMITED	73	63	-	63	-	16	0.1	27	0.1	271	1	
JP MORGAN STRUCTURED PRODUCTS B.V	7	11	-	11	-	303	2.4	340	3.2	1 489	14	
JP MORGAN CHASE BANK	4	-	-	-	-	-	-	-	-	123	2	
MERRILL LYNCH LUX	1	1	-	1	-	83	0.7	108	0.9	455	4	
MORGAN STANLEY & CO. INTERNATIONAL	5	-	-	-	-	-	-	-	-	-	-	
NOMURA BANK INTERNATIONAL	1	1	-	1	-	-	-	1	0.011	4	0.021	
SAL OPPENHEIM	64	91	6	91	-	363	5.5	392	7.8	1 382	20	
SOCIETE GENERALE	458	744	237	830	105	121 333	392.0	125 001	442.84	543 669	1 865	
SOCIETE GENERALE ACCEPTANCE N.V.	18	18	-	18	-	274	1.5	256	1.1	1 091	6	
SOCIETE GENERALE EFFEKTEN	59	60	1	60	-	80	0.9	248	5.88	664	10	
UBS AG	2	2	-	2	-	-	-	-	-	1	0.03	
UNICREDIT	568	669	360	657	-	33 642	125.4	29 164	122.2	136 314	645	
VONTOBEL FINANCIAL PRODUCTS GMBH	7	7	-	7	-	2	0.007	-	-	6	0.01	
TOTAL	3 192	3 345	619	3 234	172	194 089	689.9	192 928	851.6	904 299	3 883.2	

TURNOVER MONTHLY FIGURES - eur m



TURNOVER BY TYPOLOGIES MONTHLY FIGURES - eur m



MOST TRADED UNDERLYING ASSETS IN TERMS OF NUMBER OF TRADES

UNDERLYING ASSET	MAY 2009			
	TRADES			DAILY AVERAGE
	NUMBER	% TOT	% CUM	
S&P/MIB	111 178	57.63%	57.63%	5 559
FIAT	14 039	7.28%	64.90%	702
ENI	13 099	6.79%	71.69%	655
UNICREDIT	11 719	6.07%	77.77%	586
ENEL	3 013	1.56%	79.33%	151
GENERALI	2 767	1.43%	80.76%	138
FUTURE BRENT 12/10	2 669	1.38%	82.15%	133
INTESA SANPAOLO	2 579	1.34%	83.48%	129
EUR/USD	2 365	1.23%	84.71%	118
STMICROELECTRONICS	2 157	1.12%	85.83%	108

MOST TRADED UNDERLYING ASSETS IN TERMS OF TURNOVER

UNDERLYING ASSET	MAY 2009			
	TURNOVER			DAILY AVERAGE
	eur m	% TOT	% CUM	
S&P/MIB	403.15	47.34%	47.34%	20.16
ENI	191.38	22.47%	69.81%	9.57
FIAT	84.83	9.96%	79.77%	4.24
DOW JONES EURO STOXX 50	26.61	3.12%	82.90%	1.33
UNICREDIT	21.08	2.47%	85.37%	1.05
INTESA SANPAOLO	13.53	1.59%	86.96%	0.68
ENEL	9.57	1.12%	88.08%	0.48
TELECOM ITALIA	8.32	0.98%	89.06%	0.42
EUR/USD	7.51	0.88%	89.94%	0.38
STMICROELECTRONICS	7.08	0.83%	90.77%	0.35

MOST TRADED INSTRUMENTS

PLAIN VANILLA COVERED WARRANTS - MAY 2009

ISIN	ISSUER	UNDERLYING	MKTG NAME	TURNOV. eur m
FR0010741769	SOCIETE GENERALE	S&P/MIB	PLAIN VANILLA	45.72
FR0010742445	SOCIETE GENERALE	ENI	PLAIN VANILLA	37.01
FR0010685610	SOCIETE GENERALE	S&P/MIB	PLAIN VANILLA	34.80
FR0010725069	SOCIETE GENERALE	S&P/MIB	PLAIN VANILLA	34.31
FR0010742676	SOCIETE GENERALE	FIAT	PLAIN VANILLA	30.59

LEVERAGE CERTIFICATES - MAY 2009

ISIN	ISSUER	UNDERLYING	MKTG NAME	TURNOV. eur m
NL0006480071	ABN AMRO BANK	S&P/MIB	MINI FUTURES	3.90
NL0009054816	ABN AMRO BANK	FIAT	MINI FUTURES	2.06
NL0006480113	ABN AMRO BANK	DAX	MINI FUTURES	1.17
NL0009054808	ABN AMRO BANK	BANCO POPC	MINI FUTURES	1.06
NL0009055482	ABN AMRO BANK	S&P/MIB	MINI FUTURES	0.90

STRUCTURED/EXOTIC COVERED WARRANTS - MAY 2009

ISIN	ISSUER	UNDERLYING	MKTG NAME	TURNOV. eur m
IT0004081722	BANCA MONTE PASCHI SIEN	EURIBOR 3M	EURIBOR CAP	0.03
IT0003921258	BANCA MONTE PASCHI SIEN	EURIBOR 3M	EURIBOR CAP	0.03
IT0003921241	BANCA MONTE PASCHI SIEN	EURIBOR 3M	EURIBOR CAP	0.02
IT0004081706	BANCA MONTE PASCHI SIEN	EURIBOR 3M	EURIBOR CAP	0.02
IT0003805501	BANCA MONTE PASCHI SIEN	EURIBOR 3M	EURIBOR CAP	0.01

INVESTMENT CERTIFICATES - MAY 2009

ISIN	ISSUER	UNDERLYING	MKTG NAME	TURNOV. eur m
DE000HV778S0	BAYERISCHE HYPO-UND VEFENI	EQUITY PROTEC	EQUITY PROTEC	82.06
IT0004453301	BANCA ALETTI	ENI	BORSA PROTET	37.58
IT0004126840	UNICREDIT	S&P/MIB	BENCHMARK	15.63
IT0004447303	BANCA IMI	S&P/MIB	EQUITY PROTEC	5.63
IT0004443989	BANCA ALETTI	S&P/MIB	BONUS	4.76

News

Glossary

Plain Vanilla: plain vanilla Covered Warrants
 IC - Benchmark: linear tracking of the underlying
 IC - Bonus: minimum return guaranteed in case of moderate decline
 IC - Equity Protection: (partial/total) protection from decline
 IC - Discount: purchase of the underlying at a discounted price

IC - Structured: combination of different options
 LC - Stop Loss: certificates with a knock-out barrier and leverage effect
 LC - Stop Loss R: Stop Loss with daily update of the strike
 CW SE - Exotics on Exchange Rates: CWs on interest rates and with periodic exercise
 CW SE - Rainbow: CWs on a ratio of two assets

Research & Development
 Piazza Affari, 6 - 20123 Milano
 T +39 02 72426.478 | Fax +39 02 8646.4323
 e-mail: research@borsaitaliana.it
 www.borsaitaliana.it

 **Borsa Italiana**
 London Stock Exchange Group