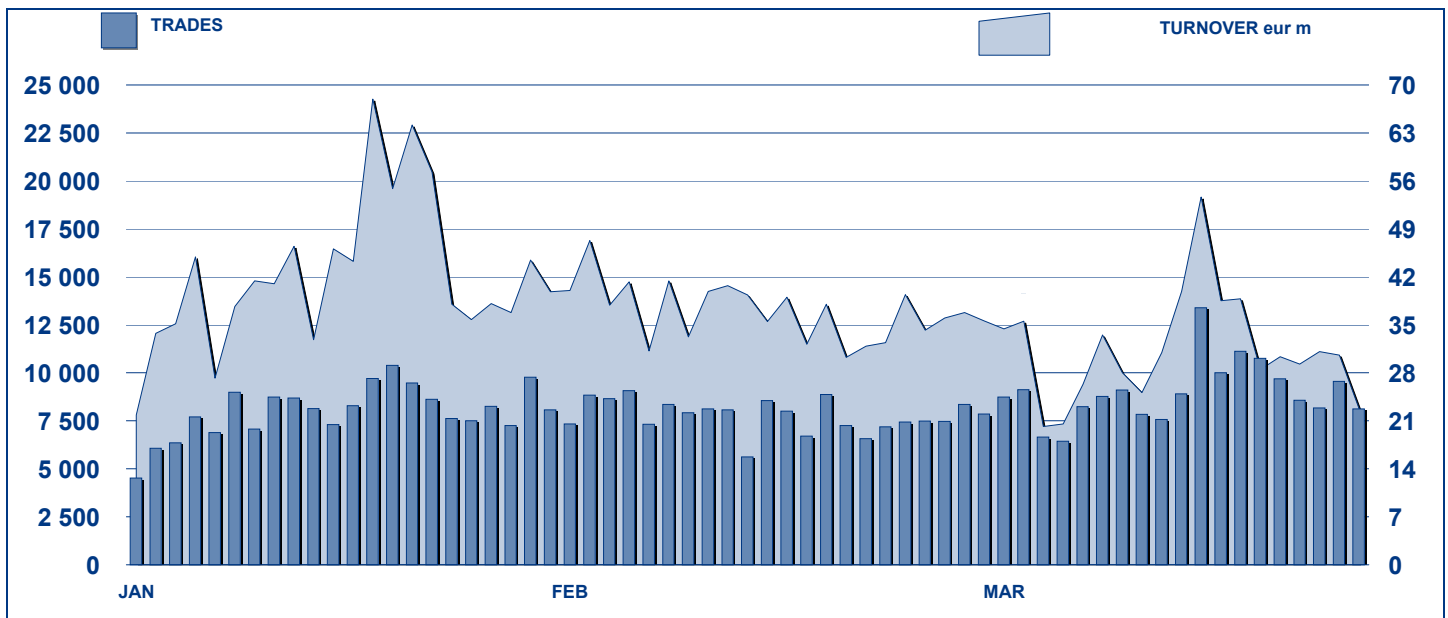


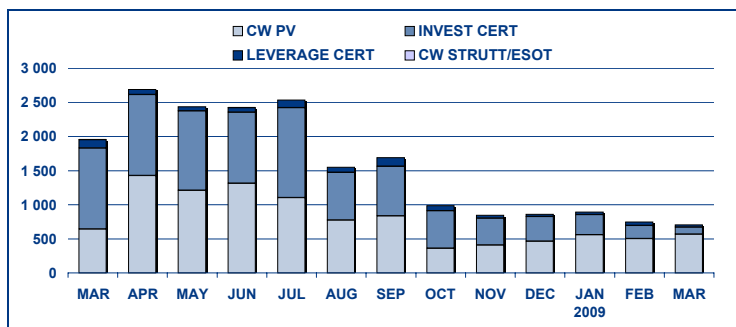
### SECURITISED DERIVATIVES DAILY TURNOVER



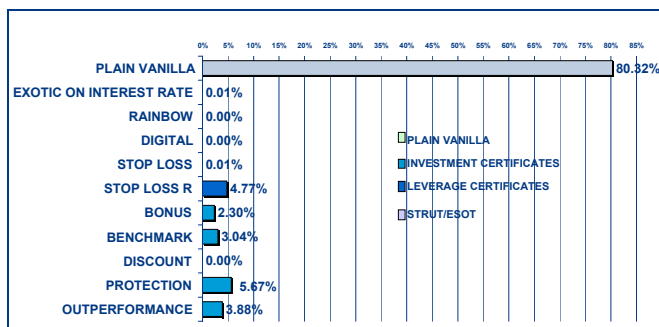
### MAIN INDICATORS

	LISTED SeDeX					TRADING						
	DEC 2008		FEBRUARY 2009		MARCH 2009		FEBRUARY 2009		MARCH 2009		JAN-MAR 2009	
	LISTED END OF MONTH	LISTED END OF MONTH	MONTH NEW LISTED	LISTED END OF MONTH	MONTH NEW LISTED	TRADES number	TURNOVER eur m	TRADES number	TURNOVER eur m	TRADES number	TURNOVER eur m	
<b>MARKET SEGMENTS</b>												
PLAIN VANILLA CW	1 720	1 665	255	1 211	106	131 630	503.3	173 362	567.5	447 862	1 628.4	
STRUCTURED/EXOTIC CW	108	106	-	104	-	651	0.2	676	0.1	2 256	0.6	
LEVERAGE CERTIFICATES	215	350	208	344	55	12 117	48.3	11 613	33.8	35 120	115.0	
INVESTMENT CERTIFICATES CLASS A	273	252	-	243	-	2 705	20.4	2 526	21.4	8 829	89.6	
INVESTMENT CERTIFICATES CLASS B	876	927	37	896	26	8 349	172.8	6 308	83.7	23 215	508.0	
<b>TOTAL</b>												
<b>UNDERLYING ASSETS</b>												
DOMESTIC SHARES	1 378	1 372	255	1 159	118	54 699	333.2	63 425	182.5	174 080	878.7	
DOMESTIC INDICES	439	481	63	378	27	79 532	340.7	106 767	423.9	275 099	1 201.3	
FOREIGN SHARES	103	122	18	91	6	1 397	3.7	2 217	9.5	4 883	16.9	
FOREIGN INDICES	772	794	93	699	24	7 360	40.8	12 150	56.0	27 327	155.3	
COMMODITIES (*)	229	226	37	215	5	9 764	12.8	6 781	15.3	26 008	41.2	
INTEREST RATE (**)	108	123	15	124	2	695	0.2	804	3.6	2 428	4.0	
CROSS RATE (***)	118	138	19	87	4	1 628	7.8	1 863	9.1	6 342	28.2	
OTHERS	45	44	-	45	1	377	5.9	478	6.5	1 115	16.1	
<b>TOTAL</b>	<b>3 192</b>	<b>3 300</b>	<b>500</b>	<b>2 798</b>	<b>187</b>	<b>155 452</b>	<b>745.1</b>	<b>194 485</b>	<b>706.5</b>	<b>517 282</b>	<b>2 341.6</b>	
(*) Futures on Commodities are included												
(**) Futures on Interest rate are included												
(***) Futures on Cross rate are included												
<b>ISSUERS</b>												
ABAXBANK	25	21	-	21	-	12	0.2	16	0.6	40	1.3	
ABN AMRO BANK	521	646	200	628	58	13 686	70.5	13 067	55.0	39 872	189.5	
BANCA ALETTI	175	195	27	173	6	2 441	71.9	1 676	31.8	6 382	177.1	
BANCA ANTONVENETA	104	104	-	-	-	649	0.1	-	-	1 572	0.3	
BANCA IMI	179	200	52	172	3	4 412	10.0	6 835	14.0	15 139	31.7	
BAYERISCHE HYPO-UND VEREINSBANK	67	67	-	67	-	363	2.9	270	2.3	1 116	7.7	
BNP PARIBAS ARBITRAGE ISSUANCE	349	360	130	366	48	20 714	103.2	26 068	124.1	64 141	307.0	
CREDIT SUISSE INTERNATIONAL	1	1	-	1	-	219	3.0	249	3.7	681	9.8	
DEUTSCHE BANK AG	482	240	-	176	5	2 916	16.6	1 672	15.9	13 614	163.1	
DEUTSCHE BANK AG LONDON	1	1	-	-	-	1	0.002	2	0.003	3	0.005	
GOLDMAN SACHS INTERNATIONAL	21	7	-	-	-	92	0.7	26	0.5	210	1.4	
GOLDMAN SACHS JERSEY LIMITED	73	73	-	73	-	27	0.1	51	0.2	228	0.5	
J.P. MORGAN STRUCTURED PRODUCTS B.1	7	11	-	11	-	307	3.6	333	4.0	846	8.1	
JP MORGAN CHASE BANK	4	-	-	-	-	-	-	-	-	123	2.1	
MERRILL LYNCH LUX	1	1	-	1	-	93	0.7	106	0.7	264	2.1	
MORGAN STANLEY & CO. INTERNATIONAL	5	-	-	-	-	-	-	-	-	-	-	
NOMURA BANK INTERNATIONAL	1	1	-	1	-	1	0.005	-	-	3	0.01	
SAL OPPENHEIM	64	87	1	87	-	226	3.1	229	2.3	627	6.8	
SOCIETE GENERALE	458	591	58	522	67	89 817	351.6	112 480	318.53	297 335	1 029.9	
SOCIETE GENERALE ACCEPTANCE N.V.	18	18	-	18	-	138	0.9	208	0.9	561	3.0	
SOCIETE GENERALE EFFEKTEN	59	59	-	59	-	119	1.2	97	1.33	336	3.1	
UBS AG	2	2	-	2	-	1	0.03	-	-	1	0.03	
UNICREDIT	568	608	32	309	-	19 217	104.7	30 424	130.5	73 508	397.1	
VONTOBEL FINANCIAL PRODUCTS GMBH	7	7	-	7	-	1	0.003	-	-	4	0.01	
<b>TOTAL</b>	<b>3 192</b>	<b>3 300</b>	<b>500</b>	<b>2 798</b>	<b>187</b>	<b>155 452</b>	<b>745.1</b>	<b>194 485</b>	<b>706.5</b>	<b>517 282</b>	<b>2 341.6</b>	

**TURNOVER  
MONTHLY FIGURES - eur m**



**TURNOVER BY TYPOLOGIES  
MONTHLY FIGURES - eur m**



**MOST TRADED UNDERLYING ASSETS  
IN TERMS OF NUMBER OF TRADES**

UNDERLYING ASSET	MARCH 2009			
	TRADES			DAILY AVERAGE
	NUMBER	% TOT	% CUM	
S&P/MIB	106 744	54.89%	54.89%	4 852
FIAT	16 196	8.33%	63.21%	736
ENI	15 964	8.21%	71.42%	726
UNICREDIT	9 783	5.03%	76.45%	445
FUTURE BRENT 06/09	4 831	2.48%	78.94%	220
ENEL	4 280	2.20%	81.14%	195
INTESA SANPAOLO	3 990	2.05%	83.19%	181
DAX	3 783	1.95%	85.13%	172
DOW JONES INDUSTRIAL AVG	3 250	1.67%	86.80%	148
GENERALI	2 199	1.13%	87.93%	100

**MOST TRADED UNDERLYING ASSETS  
IN TERMS OF TURNOVER**

UNDERLYING ASSET	MARCH 2009			
	TURNOVER			DAILY AVERAGE
	eur m	% TOT	% CUM	
S&P/MIB	423.85	59.99%	59.99%	19.27
ENI	81.60	11.55%	71.54%	3.71
FIAT	49.24	6.97%	78.51%	2.24
DOW JONES EURO STOXX 50	19.55	2.77%	81.28%	0.89
DAX	12.50	1.77%	83.05%	0.57
ENEL	12.31	1.74%	84.79%	0.56
UNICREDIT	10.59	1.50%	86.29%	0.48
INTESA SANPAOLO	8.37	1.18%	87.47%	0.38
EUR/USD	7.97	1.13%	88.60%	0.36
ORO	7.75	1.10%	89.70%	0.35

**MOST TRADED INSTRUMENTS**

**PLAIN VANILLA COVERED WARRANTS - MARZO 2009**

ISIN	ISSUER	UNDERLYING	MKTG NAME	TURNOV. eur m
FR0010725010	SOCIETE GENERALE	S&P/MIB	PLAIN VANILLA	96.31
FR0010725069	SOCIETE GENERALE	S&P/MIB	PLAIN VANILLA	35.47
IT0004443476	UNICREDIT	S&P/MIB	PLAIN VANILLA	32.55
FR0010685297	SOCIETE GENERALE	S&P/MIB	PLAIN VANILLA	31.99
FR0010685354	SOCIETE GENERALE	S&P/MIB	PLAIN VANILLA	28.70

**LEVERAGE CERTIFICATES - MARZO 2009**

ISIN	ISSUER	UNDERLYING	MKTG NAME	TURNOV. eur m
NL0009009661	ABN AMRO BANK	FUTURE SU T	MINI FUTURES	2.80
NL0009007178	ABN AMRO BANK	S&P/MIB	MINI FUTURES	2.22
NL0009006790	ABN AMRO BANK	DAX	MINI FUTURES	1.68
NL0009052604	ABN AMRO BANK	S&P/MIB	MINI FUTURES	1.42
NL0006480071	ABN AMRO BANK	S&P/MIB	MINI FUTURES	1.39

**STRUCTURED/EXOTIC COVERED WARRANTS - MARZO 2008**

ISIN	ISSUER	UNDERLYING	MKTG NAME	TURNOV. eur m
IT0003921258	BANCA MONTE PASCHI SIEN/	EURIBOR 3M	EURIBOR CAP	0.02
IT0004081706	BANCA MONTE PASCHI SIEN/	EURIBOR 3M	EURIBOR CAP	0.01
IT0003942650	BANCA MONTE PASCHI SIEN/	EURIBOR 3M	EURIBOR CAP	0.01
IT0003805477	BANCA MONTE PASCHI SIEN/	EURIBOR 3M	EURIBOR CAP	0.01
IT0003805501	BANCA MONTE PASCHI SIEN/	EURIBOR 3M	EURIBOR CAP	0.01

**INVESTMENT CERTIFICATES - MARZO 2008**

ISIN	ISSUER	UNDERLYING	MKTG NAME	TURNOV. eur m
IT0004453301	BANCA ALETTI	ENI	BORSA PROTET	17.31
NL0006253759	ABN AMRO BANK	ORO	BENCHMARK QL	6.11
GB00B39MSQ94	CREDIT SUISSE INTERNATIO	EUR/USD	DOLLAR PREMIL	3.74
DE000B5N4Y8	DEUTSCHE BANK AG	DOW JONES	IBONUS	3.67
IT0004180748	BANCA IMI	DOW JONES	FTWIN WIN	3.51

**News**

Banca IMI - New issue programmes for Equity Protection Certificates and Autocallable Certificates  
 BNP Paribas Arbitrage Issuance - New issue programme for Quanto Covered Warrants and Covered Warrants on Exchange Rates and Commodities  
 Deutsche Bank - New issue programme for Twin Win Max Certificates and Twin Win Worst and Twin&Go Certificates on Baskets  
 JP Morgan Chase Bank - New issue programme for Bonus Certificates

**Glossary**

Plain Vanilla: plain vanilla Covered Warrants  
 IC - Benchmark: linear tracking of the underlying  
 IC - Bonus: minimum return guaranteed in case of moderate decline  
 IC - Equity Protection: (partial/total) protection from decline  
 IC - Discount: purchase of the underlying at a discounted price  
 IC - Structured: combination of different options  
 LC - Stop Loss: certificates with a knock-out barrier and leverage effect  
 LC - Stop Loss R: Stop Loss with daily update of the strike  
 CW SE - Exotics on Exchange Rates: CWs on interest rates and with periodic exercise  
 CW SE - Rainbow: CWs on a ratio of two assets

Research & Development  
 Piazza Affari, 6 - 20123 Milano  
 T +39 02 72426.478 | Fax +39 02 8646.4323  
 e-mail: research@borsaitaliana.it  
 www.borsaitaliana.it



La pubblicazione del presente documento non costituisce attività di sollecitazione del pubblico risparmio da parte di Borsa Italiana S.p.A. e non costituisce alcun giudizio, da parte della stessa, sull'opportunità dell'eventuale investimento descritto.  
 Il presente documento non è da considerarsi esaustivo ma ha solo scopi informativi. I dati in esso contenuti possono essere utilizzati per soli fini personali. Borsa Italiana non deve essere ritenuta responsabile per eventuali danni, derivanti anche da imprecisioni e/o errori, che possano derivare all'utente e/o a terzi dall'uso dei dati contenuti nel presente documento.  
 I marchi Borsa Italiana, Expandi, IDEM, MOT, MTA, MTF, STAR, SeDeX, AI STARS, MIB, MIB 30, MIBTEL, MIBEX, IDEX, ITEX, Bli Club, Academy, MiniFIB, DDM, EuroMOT, Market Connect, NIS, nonché il marchio figurativo costituito da tre losanghe in obliquo sono di proprietà di Borsa Italiana S.p.A.  
 Il marchio S&P è di proprietà di Mc Graw-Hill Companies Inc.  
 I suddetti marchi, nonché gli ulteriori marchi di proprietà del Gruppo London Stock Exchange, non possono essere utilizzati senza il preventivo consenso scritto della società del Gruppo proprietaria del marchio.  
 La società Borsa Italiana è sottoposta all'attività di direzione e coordinamento di London Stock Exchange Group plc. Le società controllate da Borsa Italiana sono sottoposte all'attività di direzione e coordinamento di quest'ultima.  
 ©March 2009 Borsa Italiana S.p.A. - Tutti i diritti sono riservati