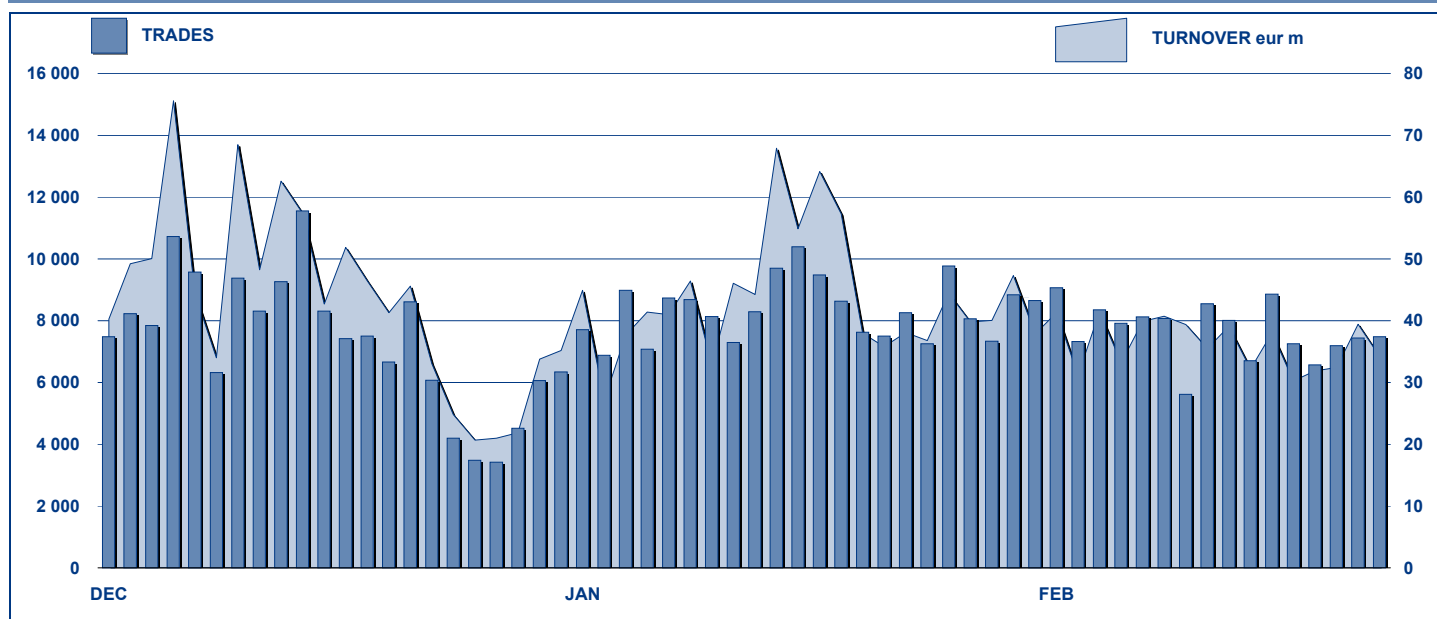
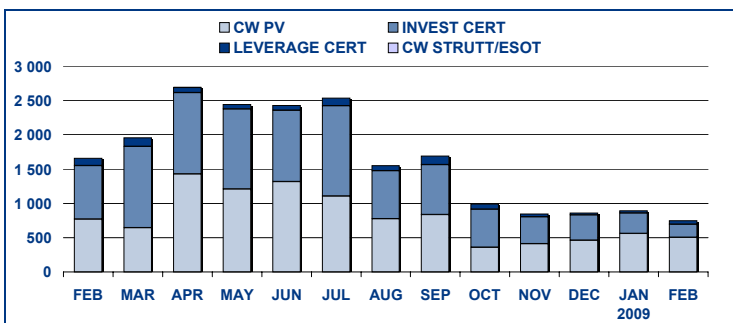
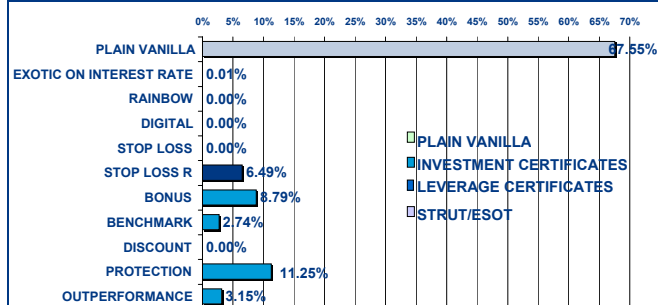


## SECURITISED DERIVATIVES DAILY TURNOVER



## MAIN INDICATORS

	LISTED SeDeX					TRADING					
	DEC 2008 LISTED END OF MONTH	JANUARY 2009 LISTED END OF MONTH	MONTH NEW LISTED	FEBRUARY 2009 LISTED END OF MONTH	MONTH NEW LISTED	JANUARY 2009 TRADES number	JANUARY 2009 TURNOVER eur m	FEBRUARY 2009 TRADES number	FEBRUARY 2009 TURNOVER eur m	JAN-FEB 2009 TRADES number	JAN-FEB 2009 TURNOVER eur m
<b>MARKET SEGMENTS</b>											
PLAIN VANILLA CW	1 720	1 778	172	1 665	255	142 870	557.6	131 630	503.3	274 500	1 060.9
STRUCTURED/EXOTIC CW	108	106	-	106	-	929	0.3	651	0.2	1 580	0.5
LEVERAGE CERTIFICATES	215	191	-	350	208	11 390	32.9	12 117	48.3	23 507	81.2
INVESTMENT CERTIFICATES CLASS A	273	257	-	252	-	3 598	47.7	2 705	20.4	6 303	68.1
INVESTMENT CERTIFICATES CLASS B	876	908	37	927	37	8 558	251.5	8 349	172.8	16 907	424.3
<b>TOTAL</b>	<b>3 192</b>	<b>3 240</b>	<b>209</b>	<b>3 300</b>	<b>500</b>	<b>167 345</b>	<b>890.0</b>	<b>155 452</b>	<b>745.1</b>	<b>322 797</b>	<b>1 635.1</b>
<b>UNDERLYING ASSETS</b>											
DOMESTIC SHARES	1 378	1 442	120	1 372	255	55 956	363.0	54 699	333.2	110 655	696.1
DOMESTIC INDICES	439	465	53	481	63	88 800	436.6	79 532	340.7	168 332	777.4
FOREIGN SHARES	103	109	20	122	18	1 269	3.8	1 397	3.7	2 666	7.5
FOREIGN INDICES	772	724	12	794	93	7 817	58.4	7 360	40.8	15 177	99.2
COMMODITIES (*)	229	229	3	226	37	9 463	13.0	9 764	12.8	19 227	25.8
INTEREST RATE (**)	108	108	-	123	15	929	0.2	695	0.2	1 624	0.4
CROSS RATE (***)	118	119	1	138	19	2 851	11.3	1 628	7.8	4 479	19.1
OTHERS	45	44	-	44	-	260	3.7	377	5.9	637	9.6
<b>TOTAL</b>	<b>3 192</b>	<b>3 240</b>	<b>209</b>	<b>3 300</b>	<b>500</b>	<b>167 345</b>	<b>890.0</b>	<b>155 452</b>	<b>745.1</b>	<b>322 797</b>	<b>1 635.1</b>
(*) Futures on Commodities are included											
(**) Futures on Interest rate are included											
(***) Futures on Cross rate are included											
<b>ISSUERS</b>											
ABAXBANK	25	25	-	21	-	12	0.5	12	0.2	24	0.7
ABN AMRO BANK	521	492	-	646	200	13 119	64.0	13 686	70.5	26 805	134.5
BANCA ALETTI	175	173	-	195	27	2 265	73.4	2 441	71.9	4 706	145.3
BANCA ANTONVENETA	104	104	-	104	-	923	0.2	649	0.1	1 572	0.3
BANCA IMI	179	187	8	200	52	3 892	7.6	4 412	10.0	8 304	17.7
BAYERISCHE HYPO-UND VEREINSBANK	67	67	-	67	-	483	2.5	363	2.9	846	5.4
BNP PARIBAS ARBITRAGE ISSUANCE	349	349	-	360	130	17 359	79.7	20 714	103.2	38 073	182.9
CREDIT SUISSE INTERNATIONAL	1	1	-	1	-	213	3.0	219	3.0	432	6.0
DEUTSCHE BANK AG	482	386	-	240	-	9 026	130.6	2 916	16.6	11 942	147.1
DEUTSCHE BANK AG LONDON	1	1	-	1	-	-	-	1	0.002	1	0.002
GOLDMAN SACHS INTERNATIONAL	21	7	-	7	-	92	0.2	92	0.7	184	0.9
GOLDMAN SACHS JERSEY LIMITED	73	73	-	73	-	150	0.1	27	0.1	177	0.2
J.P. MORGAN STRUCTURED PRODUCTS B.V.	7	7	-	11	-	206	0.5	307	3.6	513	4.1
JP MORGAN CHASE BANK	4	4	-	-	-	123	2.1	-	-	123	2.1
MERRILL LYNCH LUX	1	1	-	1	-	65	0.6	93	0.7	158	1.3
MORGAN STANLEY & CO. INTERNATIONAL	5	5	-	-	-	-	-	-	-	-	-
NOMURA BANK INTERNATIONAL	1	1	-	1	-	2	0.005	1	0.005	3	0.009
SAL OPPENHEIM	64	92	29	87	1	172	1.4	226	3.1	398	4.5
SOCIETE GENERALE	458	566	115	591	58	95 038	359.7	89 817	351.65	184 855	711.348
SOCIETE GENERALE ACCEPTANCE N.V.	18	18	-	18	-	215	1.3	138	0.9	353	2.1
SOCIETE GENERALE EFFEKTEN	59	59	-	59	-	120	0.6	119	1.18	239	1.816
UBS AG	2	2	-	2	-	-	-	1	0.03	1	0.03
UNICREDIT	568	613	57	608	32	23 867	162.0	19 217	104.7	43 084	266.7
VONTOBEL FINANCIAL PRODUCTS GMBH	7	7	-	7	-	3	0.01	1	0.003	4	0.01
<b>TOTAL</b>	<b>3 192</b>	<b>3 240</b>	<b>209</b>	<b>3 300</b>	<b>500</b>	<b>167 345</b>	<b>890.0</b>	<b>155 452</b>	<b>745.1</b>	<b>322 797</b>	<b>1 635.1</b>

**TURNOVER  
MONTHLY FIGURES - eur m**

**TURNOVER BY TYPOLOGIES  
MONTHLY FIGURES - eur m**

**MOST TRADED UNDERLYING ASSETS  
IN TERMS OF NUMBER OF TRADES**

UNDERLYING ASSET	FEBRUARY 2009			
	TRADES			DAILY AVERAGE
	NUMBER	% TOT	% CUM	
S&P/MIB	79 491	51.14%	51.14%	3 975
ENI	19 112	12.29%	63.43%	956
FIAT	12 054	7.75%	71.18%	603
FUTURE BRENT 06/09	7 619	4.90%	76.09%	381
UNICREDIT	6 039	3.88%	79.97%	302
INTESA SANPAOLO	3 859	2.48%	82.45%	193
ENEL	3 041	1.96%	84.41%	152
DAX	2 483	1.60%	86.01%	124
TELECOM ITALIA	2 225	1.43%	87.44%	111
GENERALI	1 758	1.13%	88.57%	88

**MOST TRADED UNDERLYING ASSETS  
IN TERMS OF TURNOVER**

UNDERLYING ASSET	FEBRUARY 2009			
	TURNOVER			DAILY AVERAGE
	eur m	% TOT	% CUM	
S&P/MIB	340.64	45.72%	45.72%	17.03
ENI	196.28	26.34%	72.06%	9.81
INTESA SANPAOLO	41.60	5.58%	77.65%	2.08
FIAT	41.56	5.58%	83.22%	2.08
DOW JONES EURO STOXX 50	14.66	1.97%	85.19%	0.73
ENEL	12.86	1.73%	86.92%	0.64
MEDIASET	11.13	1.49%	88.41%	0.56
TELECOM ITALIA	8.43	1.13%	89.54%	0.42
DAX	7.52	1.01%	90.55%	0.38
EUR/USD	6.50	0.87%	91.43%	0.33

**MOST TRADED INSTRUMENTS**
**PLAIN VANILLA COVERED WARRANTS - FEBRUARY 2009**

ISIN	ISSUER	UNDERLYING	MKTG NAME	TURNOV. eur m
FR0010714758	SOCIETE GENERALE	ENI	PLAIN VANILLA	38.27
FR0010714766	SOCIETE GENERALE	ENI	PLAIN VANILLA	20.46
NL0006299471	BNP PARIBAS ARBITRAGE ISCFIAT	PLAIN VANILLA	PLAIN VANILLA	18.10
FR0010685271	SOCIETE GENERALE	S&P/MIB	PLAIN VANILLA	17.98
FR0010713651	SOCIETE GENERALE	S&P/MIB	PLAIN VANILLA	17.72

**LEVERAGE CERTIFICATES - FEBRUARY 2009**

ISIN	ISSUER	UNDERLYING	MKTG NAME	TURNOV. eur m
NL0006480071	ABN AMRO BANK	S&P/MIB	MINI FUTURES	8.68
NL0006457111	ABN AMRO BANK	S&P/MIB	MINI FUTURES	4.65
NL0006143620	ABN AMRO BANK	FINMECCANIC	MINI FUTURES	4.09
NL0009007889	ABN AMRO BANK	ENI	MINI FUTURES	2.18
NL0009007376	ABN AMRO BANK	S&P/MIB	MINI FUTURES	1.62

**STRUCTURED/EXOTIC COVERED WARRANTS - FEBRUARY 2009**

ISIN	ISSUER	UNDERLYING	MKTG NAME	TURNOV. eur m
IT0004275001	BANCA ALETTI	S&P/MIB	CW VALORE NOMINALE PUT	0.09
IT0003921258	BANCA ANTONVENETA	EURIBOR 3M	EURIBOR CAP	0.02
IT0004081706	BANCA ANTONVENETA	EURIBOR 3M	EURIBOR CAP	0.01
IT0003805501	BANCA ANTONVENETA	EURIBOR 3M	EURIBOR CAP	0.01
IT0003805477	BANCA ANTONVENETA	EURIBOR 3M	EURIBOR CAP	0.01

**INVESTMENT CERTIFICATES - FEBRUARY 2009**

ISIN	ISSUER	UNDERLYING	MKTG NAME	TURNOV. eur m
IT0004035934	UNICREDIT	INTESA SANP	BONUS	32.54
IT0004346737	BANCA ALETTI	ENI	BORSA PROTET	30.14
IT0004453301	BANCA ALETTI	ENI	BORSA PROTET	27.30
IT0004132111	UNICREDIT	MEDIASET	BONUS	10.11
IT0004132087	UNICREDIT	S&P/MIB	BONUS	5.57

**News**
**Glossary**

Plain Vanilla: plain vanilla Covered Warrants

IC - Benchmark: linear tracking of the underlying

IC - Bonus: minimum return guaranteed in case of moderate decline

IC - Equity Protection: (partial/total) protection from decline

IC - Discount: purchase of the underlying at a discounted price

IC - Structured: combination of different options

LC - Stop Loss: certificates with a knock-out barrier and leverage effect

LC - Stop Loss R: Stop Loss with daily update of the strike

CW SE - Exotics on Exchange Rates: CWs on interest rates and with periodic exercise

CW SE - Rainbow: CWs on a ratio of two assets

Research & Development  
Piazza Affari, 6 - 20123 Milano  
T +39 02 72426.478 | Fax +39 02 8646.4323  
e-mail: [research@borsaitaliana.it](mailto:research@borsaitaliana.it)  
[www.borsaitaliana.it](http://www.borsaitaliana.it)



**Borsa Italiana**  
London Stock Exchange Group