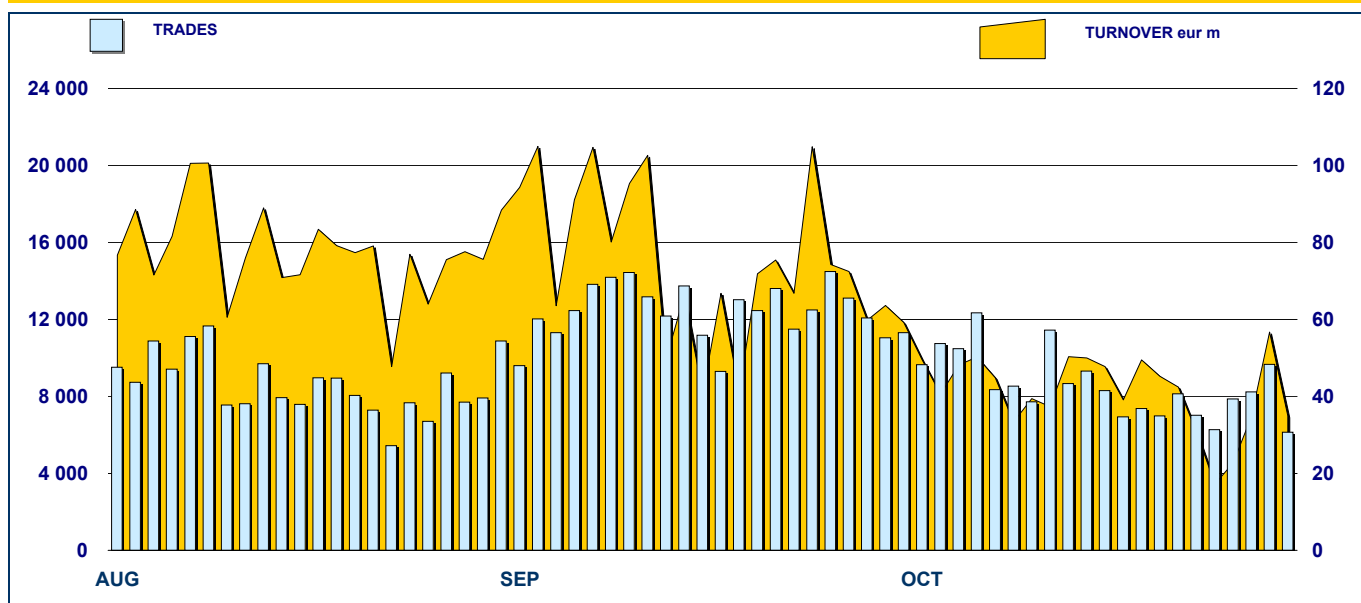


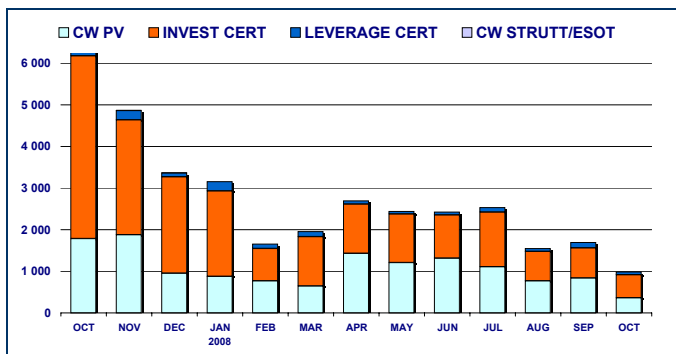
SECURITISED DERIVATIVES DAILY TURNOVER



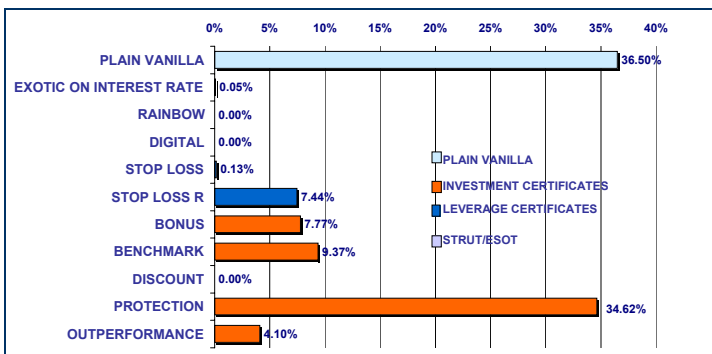
MAIN INDICATORS

	LISTED SeDeX					TRADING					
	DEC 2007 LISTED	SEPTEMBER 2008 LISTED	MONTH NEW LISTED	OCTOBER 2008 LISTED	MONTH NEW LISTED	SEPTEMBER 2008 TRADES number	SEPTEMBER 2008 TURNOVER eur m	OCTOBER 2008 TRADES number	OCTOBER 2008 TURNOVER eur m	JAN-OCT 2008 TRADES number	JAN-OCT 2008 TURNOVER eur m
MARKET SEGMENTS											
PLAIN VANILLA CW	2 839	2 329	391	2 438	154	230 717	837.2	169 569	360.5	1 979 928	9 318.5
STRUCTURED/EXOTIC CW	154	112	-	112	-	1 125	0.6	1 320	0.6	10 854	10.6
LEVERAGE CERTIFICATES	399	351	14	263	10	20 538	126.6	13 799	74.8	176 568	1 048.9
INVESTMENT CERTIFICATES CLASS A	270	287	-	287	-	5 362	147.9	5 592	92.6	44 378	751.4
INVESTMENT CERTIFICATES CLASS B	746	939	30	977	40	11 165	578.3	12 254	459.2	177 976	9 953.8
TOTAL	4 408	4 018	435	4 077	204	268 907	1 690.5	202 534	987.6	2 389 704	21 083.2
UNDERLYING ASSETS											
DOMESTIC SHARES	2 011	1 849	298	1 852	40	101 344	808.4	74 208	513.4	940 713	11 939.1
DOMESTIC INDICES	438	511	76	490	17	125 950	475.6	88 188	232.3	1 031 805	4 801.1
FOREIGN SHARES	223	201	-	257	57	3 665	7.4	2 938	4.8	34 575	113.2
FOREIGN INDICES	1 065	916	35	934	47	20 666	278.2	19 649	181.5	256 252	3 606.0
COMMODITIES (*)	333	241	-	249	29	11 729	30.3	11 982	27.7	77 470	265.6
INTEREST RATE (**)	143	119	-	117	-	1 223	9.6	1 467	1.3	11 634	52.8
CROSS RATE (***)	166	141	24	137	13	3 967	74.1	3 584	18.5	33 363	243.4
OTHERS	29	40	2	41	1	363	7.0	518	8.1	3 892	62.0
TOTAL	4 408	4 018	435	4 077	204	268 907	1 690.5	202 534	987.6	2 389 704	21 083.2
(*) Futures on Commodities are included											
(**) Futures on Interest rate are included											
(***) Futures on Cross rate are included											
ISSUERS											
ABAXBANK	54	25	-	25	-	18	0.2	30.0	0.6	238	3.7
ABN AMRO BANK	667	658	-	580	15	24 226	256.6	17 497.0	155.2	203 098	1 571.0
BANCA ALETTI	126	177	31	177	6	1 222	22.6	3 399.0	126.6	61 424	2 954.0
BANCA ANTONVENETA	117	108	-	108	-	1 104	0.4	1 311.0	0.5	11 912	8.3
BANCA IMI	789	488	-	488	-	37 513	232.9	14 435.0	97.8	352 917	3 125.4
BAYERISCHE HYPO-UND VEREINSBANK	59	80	-	80	-	960	10.1	602.0	8.0	54 745	497.0
BNP PARIBAS ARBITRAGE ISSUANCE	5	393	128	407	14	18 267	75.1	15 903.0	42.7	96 445	491.7
CREDIT SUISSE INTERNATIONAL	-	1	-	1	-	31	0.4	132.0	2.2	166	2.7
DEUTSCHE BANK AG	755	548	185	531	-	26 081	429.0	18 428.0	278.7	235 953	5 363.9
DEUTSCHE BANK AG LONDON	3	1	-	1	-	1	0.0	-	-	27	0.2
GOLDMAN SACHS INTERNATIONAL	22	21	-	21	-	250	2.2	210.0	1.4	2 003	52.8
GOLDMAN SACHS JERSEY LIMITED	559	252	-	249	-	2 669	7.1	1 285.0	2.9	239 017	661.1
JP MORGAN CHASE BANK	3	4	-	4	-	100	1.2	245.0	4.4	1 468	19.0
J.P. MORGAN STRUCTURED PRODUCTS E	-	-	-	7	7	-	-	24.0	0.1	24	0.1
MERRILL LYNCH LUX	13	2	-	2	-	112	1.1	129.0	1.0	295	3.1
MORGAN STANLEY & CO. INTERNAONA	-	5	-	5	-	-	-	-	-	3	0.0
NOMURA BANK INTERNATIONAL	-	1	-	1	-	-	-	1.0	0.0	2	0.0
SAL OPPENHEIM	22	57	9	64	7	460	9.5	808.0	10.2	3 320	54.1
SOCIETE GENERALE	497	466	80	606	154	129 096	353.2	91 210.0	142.7	843 800	2 764.4
SOCIETE GENERALE ACCEPTANCE N.V.	18	18	-	18	-	321	3.2	438.0	2.8	4 128	40.4
SOCIETE GENERALE EFFETKEN	25	57	2	58	1	248	2.1	227.0	1.3	1 867	24.7
UBS AG	12	12	-	12	-	2	0.0	-	-	20	0.1
UNICREDIT	662	637	-	625	-	26 209	283.5	36 173.0	108.2	276 738	3 445.1
VONTOBEL FINANCIAL PRODUCTS GMBH	-	7	-	7	-	17	0.0	47.0	0.2	94	0.4
TOTAL	4 408	4 018	435	4 077	204	268 907	1 690.5	202 534	987.6	2 389 704	21 083.2

**TURNOVER
MONTHLY FIGURES - eur m**



**TURNOVER BY TYPOLOGIES
MONTHLY FIGURES - eur m**



**MOST TRADED UNDERLYING ASSETS
IN TERMS OF NUMBER OF TRADES**

UNDERLYING ASSET	OCTOBER 2008 TRADES			DAILY AVERAGE
	TOTAL		% CUM	
	NUMBER	% TOT		
S&P/MIB	88 144	43.52%	43.52%	3 832
FIAT	14 998	7.41%	50.93%	652
ENI	14 155	6.99%	57.91%	615
UNICREDIT	9 958	4.92%	62.83%	433
ENEL	6 734	3.32%	66.16%	293
FUTURE BRENT 03/09	6 296	3.11%	69.26%	274
INTESA SANPAOLO	5 319	2.63%	71.89%	231
DAX	3 407	1.68%	73.57%	148
TELECOM ITALIA	3 387	1.67%	75.25%	147
STMICROELECTRONICS	3 346	1.65%	76.90%	145

**MOST TRADED UNDERLYING ASSETS
IN TERMS OF TURNOVER**

UNDERLYING ASSET	OCTOBER 2008 TURNOVER			DAILY AVERAGE
	TOTAL		% CUM	
	eur m	% TOT		
ENI	332.85	33.70%	33.70%	14.47
S&P/MIB	232.15	23.51%	57.21%	10.09
DOW JONES EURO STOXX 50	52.54	5.32%	62.53%	2.28
ENEL	46.62	4.72%	67.25%	2.03
FIAT	37.30	3.78%	71.02%	1.62
EUR EURIBOR3M TRMMI	32.82	3.32%	74.35%	1.43
INTESA SANPAOLO	29.36	2.97%	77.32%	1.28
DAX	28.72	2.91%	80.23%	1.25
GENERALI	20.22	2.05%	82.28%	0.88
S&P 500	15.39	1.56%	83.83%	0.67

MOST TRADED INSTRUMENTS

PLAIN VANILLA COVERED WARRANTS - OCTOBER 2008					LEVERAGE CERTIFICATES - OCTOBER 2008				
ISIN	ISSUER	UNDERLYIN	MKTG NAME	TURNOV. eur m	ISIN	ISSUER	UNDERLYING MKTG NAME	TURNOV. eur m	
IT0004393937	BANCA IMI	S&P/MIB	PLAIN VANILLA	48.08	NL0006355810	ABN AMRO BANK	S&P/MIB MINI FUTURES	7.42	
DE000DB4Q9Y5	DEUTSCHE BANK AG	DOW JONES E	PLAIN VANILLA	21.36	NL0006210239	ABN AMRO BANK	FIAT MINI FUTURES	3.28	
FR0010645606	SOCIETE GENERALE	S&P/MIB	PLAIN VANILLA	15.04	NL0006355844	ABN AMRO BANK	DAX MINI FUTURES	3.16	
NL00006296535	BNP PARIBAS ARBITRAGE ISS	FIAT	PLAIN VANILLA	10.33	NL0000082899	ABN AMRO BANK	S&P 500 MINI FUTURES	2.96	
FR0010645572	SOCIETE GENERALE	S&P/MIB	PLAIN VANILLA	9.90	NL0006324964	ABN AMRO BANK	S&P/MIB MINI FUTURES	1.70	

STRUCTURED/EXOTIC COVERED WARRANTS - OCTOBER 2008					INVESTMENT CERTIFICATES - OCTOBER 2008				
ISIN	ISSUER	UNDERLYIN	MKTG NAME	TURNOV. eur m	ISIN	ISSUER	UNDERLYING MKTG NAME	TURNOV. eur m	
IT0003921258	BANCA ANTONVENETA	EURIBOR 3M	EURIBOR CAP	0.05	DE000DB3QDS9	DEUTSCHE BANK AG	ENI EQUITY PROTEC	196.45	
IT0004275001	BANCA ALETTI	S&P/MIB	CW VALORE NOMIN	0.04	IT0004346737	BANCA ALETTI	ENI BORSA PROTET	85.86	
IT0004081706	BANCA ANTONVENETA	EURIBOR 3M	EURIBOR CAP	0.03	NL0006329989	ABN AMRO BANK	EUR EURIBORVALUTA PLUS	32.82	
IT0004245244	BANCA ALETTI	S&P/MIB	CW VALORE NOMIN	0.03	IT0004035918	UNICREDIT	ENI BONUS	27.33	
IT0003942841	BANCA ANTONVENETA	EURIBOR 3M	EURIBOR CAP	0.03	IT0004035934	UNICREDIT	INTESA SANP:BONUS	17.57	

News

Unicredit - New Issue Programme of plain vanilla Covered Warrants on Shares, Indices, Commodities and Exchange Rates
 Société Générale Effekten - New Issue Programme of Benchmark Certificates, Equity Protection Certificates, Rainbow Certificates and Crescendo Plus Certificates
 ABN AMRO Bank N.V. - Renewal of Base Prospectus of Leverage and Investment Certificates

Glossary

Plain Vanilla: plain vanilla Covered Warrants
 IC - Benchmark: linear tracking of the underlying
 IC - Bonus: minimum return guaranteed in case of moderate decline
 IC - Equity Protection: (partial/total) protection from decline
 IC - Discount: purchase of the underlying at a discounted price
 IC - Structured: combination of different options
 LC - Stop Loss: certificates with a knock-out barrier and leverage effect
 LC - Stop Loss R: Stop Loss with daily update of the strike
 CW SE - Exotics on Exchange Rates: CWs on interest rates and with periodic exercise
 CW SE - Rainbow: CWs on a ratio of two assets



Borsa Italiana
 London Stock Exchange Group

Research & Development
 Piazza degli Affari, 6 - 20123 - Milano
 Tel +39 02 72426.478 - Fax +39 02 8646.4323
 e-mail: research@borsaitaliana.it
www.borsaitaliana.it

The publication of this document does not represent solicitation, by Borsa Italiana S.p.A., of public saving and is not to be considered as a recommendation by Borsa Italiana as to the suitability of the investment, if any, herein described.
 This document has not to be considered complete and it is meant for information and discussion purposes only. Borsa Italiana accepts no liability, arising, without limitation to the generality of the foregoing, from inaccuracies and/or mistakes, for decisions and/or actions taken by any party based on this documents.
 Trademarks S&P is owned by The McGraw-Hill Companies Inc.
 London Stock Exchange and the coat of arms device are registered trade marks of London Stock Exchange plc.
 The above trademarks and any other trademark owned by the London Stock Exchange Group cannot be used without express written consent by the Company having the ownership of the same.
 The Group promotes and offers the post-trading services of Cassa di Compensazione e Garanzia S.p.A. and Monte Titoli S.p.A. in an equitable, transparent and non-discriminatory manner and on the basis of criteria and procedure aimed at assuring interoperability, security and equal treatment among market infrastructures.
 To all subjects who so request and are qualified in accordance with national and community legislation, applicable rules and decisions of the competent Authorities.
 © October 2008 - Borsa Italiana S.p.A., registration to Registry of the Enterprises of Milan (Italy) (no. 12066470159).
 Registered Office: Piazza degli Affari, 6 - 20123 Milan (Italy) - Subject to direction and coordination of London Stock Exchange Group plc.