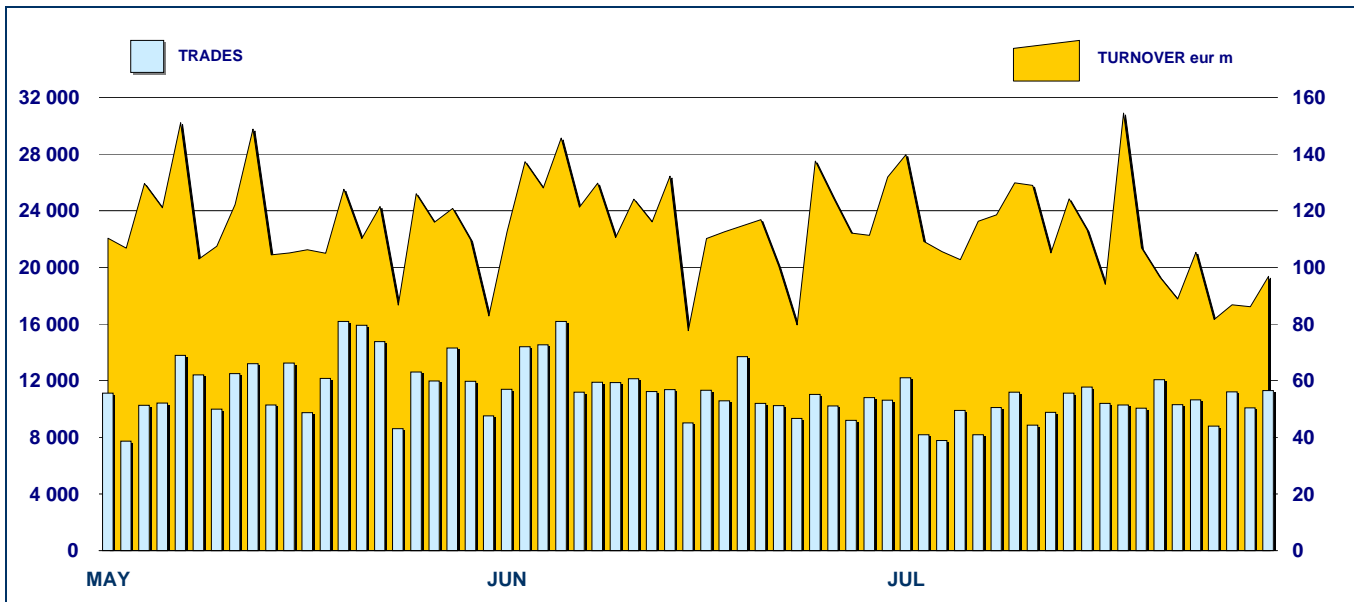


SECURITISED DERIVATIVES DAILY TURNOVER



MAIN INDICATORS

LISTED SeDeX

TRADING

	DEC 2007			JUNE 2008		JULY 2008		JUNE 2008		JULY 2008		JAN-JUL 2008	
	LISTED END OF MONTH	LISTED END OF MONTH	MONTH NEW LISTED	LISTED END OF MONTH	MONTH NEW LISTED	TRADES number	TURNOVER eur m	TRADES number	TURNOVER eur m	TRADES number	TURNOVER eur m	TRADES number	TURNOVER eur m
MARKET SEGMENTS													
PLAIN VANILLA CW	2 839	2 904	798	3 169	331	205 645	1 313.6	197 335	1 105.5	1 431 859	7 348.3		
STRUCTURED/EXOTIC CW	154	157	-	157	-	803	2.0	810	0.7	7 760	8.8		
LEVERAGE CERTIFICATES	399	424	16	429	64	16 356	69.6	15 855	110.2	132 289	773.3		
INVESTMENT CERTIFICATES CLASS A	270	255	-	265	10	2 757	36.7	3 293	114.6	30 368	457.4		
INVESTMENT CERTIFICATES CLASS B	746	887	48	923	41	15 111	1 004.6	18 026	1 202.9	144 345	8 269.1		
TOTAL	4 408	4 627	862	4 943	446	240 672	2 426.5	235 319	2 533.8	1 746 621	16 856.9		
UNDERLYING ASSETS													
DOMESTIC SHARES	2 011	2 107	525	2 378	320	100 390	1 340.1	109 348	1 510.9	691 725	9 770.9		
DOMESTIC INDICES	438	542	83	560	61	99 797	593.4	87 231	522.4	748 556	3 688.2		
FOREIGN SHARES	223	229	95	232	5	6 521	27.8	2 681	8.1	25 384	93.4		
FOREIGN INDICES	1 065	1 038	95	1 061	48	19 912	410.3	21 528	433.0	199 886	2 927.3		
COMMODITIES (*)	333	317	41	313	6	10 364	35.8	8 938	23.8	47 733	193.4		
INTEREST RATE (**)	143	116	-	120	4	851	4.3	910	14.3	8 266	38.3		
CROSS RATE (***)	166	198	20	198	1	2 469	8.9	4 327	15.5	22 287	100.7		
OTHERS	29	80	3	81	1	368	6.0	356	5.9	2 784	44.5		
TOTAL	4 408	4 627	862	4 943	446	240 672	2 426.5	235 319	2 533.8	1 746 621	16 856.9		

(*) Futures on Commodities are included

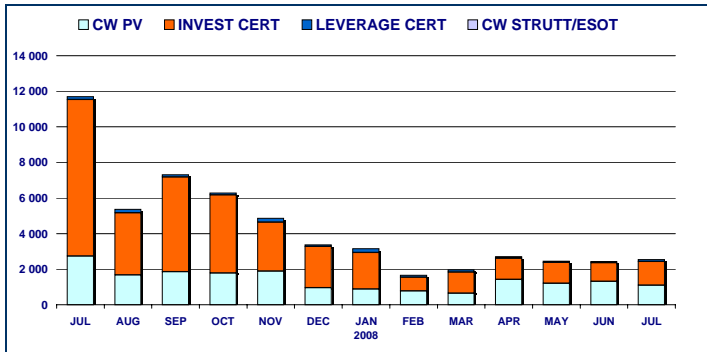
(**) Futures on Interest rate are included

(***) Futures on Cross rate are included

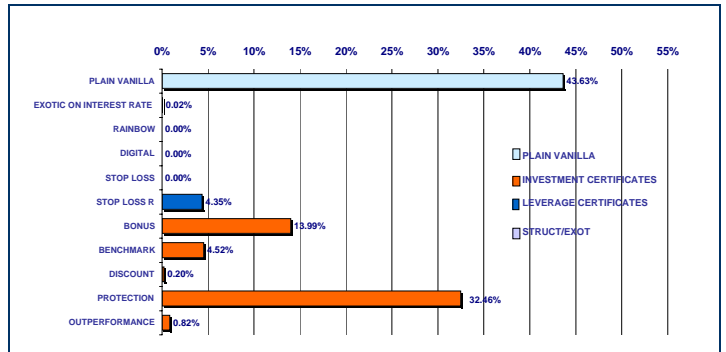
ISSUERS

ABAXBANK	54	27	-	30	3	26	0.3	13	0.6	181	2.8		
ABN AMRO BANK	667	737	22	747	66	18 228	97.3	18 310	220.7	149 115	1 030.1		
BANCA ALETTI	126	159	10	157	4	4 735	275.5	4 148	233.7	55 664	2 768.9		
BANCA ANTONVENETA	117	108	-	108	-	750	0.9	775	0.5	8 892	7.1		
BANCA IMI	789	676	255	743	67	59 541	521.0	44 309	343.2	261 769	2 514.2		
BAYERISCHE HYPO-UND VEREINSBANK	59	313	7	319	6	8 414	97.9	6 376	100.6	49 272	458.6		
BNP PARIBAS ARBITRAGE ISSUANCE	5	215	6	354	139	13 570	95.8	17 697	84.5	51 898	332.5		
DEUTSCHE BANK AG	755	536	155	600	96	18 731	525.1	31 089	756.2	175 954	4 228.5		
DEUTSCHE BANK AG LONDON	3	1	-	1	-	2	0.0	3	0.0	26	0.2		
GOLDMAN SACHS INTERNATIONAL	22	21	-	21	-	137	0.7	119	0.6	1 470	47.8		
GOLDMAN SACHS JERSEY LIMITED	559	423	-	408	-	6 583	10.9	3 801	6.1	233 563	649.2		
JP MORGAN CHASE BANK	3	4	-	4	-	126	1.3	96	1.1	1 078	12.9		
MERRILL LYNCH LUX	13	1	-	1	-	-	-	2	0.0	32	0.7		
MORGAN STANLEY & CO. INTERNATIONAL	-	5	-	5	-	-	-	-	-	3	0.0		
SAL OPPENHEIM	22	46	7	48	2	322	7.1	345	7.3	1 828	30.9		
SOCIETE GENERALE	497	468	146	520	61	86 469	334.6	82 077	314.2	555 935	1 988.8		
SOCIETE GENERALE ACCEPTANCE N.V.	18	18	-	18	-	252	2.6	209	2.3	3 200	32.6		
SOCIETE GENERALE EFFETEN	25	51	1	51	-	184	5.0	248	2.4	1 222	20.3		
UBS AG	12	12	-	12	-	-	-	-	-	18	0.0		
UNICREDIT	662	801	253	789	-	22 600	450.4	25 691	459.9	195 481	2 730.6		
VONTOBEL FINANCIAL PRODUCTS GMBH	-	5	-	7	2	2	0.0	11	0.0	20	0.1		
TOTAL	4408	4627	862	4943	446	240 672	2 426.5	235 319	2 533.8	1 746 621	16 856.9		

TURNOVER
MONTHLY FIGURES - eur m



TURNOVER BY TYPOLOGIES
MONTHLY FIGURES - eur m



MOST TRADED UNDERLYING ASSETS
IN TERMS OF NUMBER OF TRADES

UNDERLYING ASSET	TRADES			DAILY AVERAGE
	TOTAL		% CUM	
	NUMBER	% TOT		
S&P/MIB	87 194	37.05%	37.05%	3 791
ENI	24 792	10.54%	47.59%	1 078
FIAT	22 856	9.71%	57.30%	994
UNICREDIT	12 749	5.42%	62.72%	554
DAX	7 332	3.12%	65.84%	319
DOW JONES EURO STOXX 50	7 281	3.09%	68.93%	317
ENEL	6 710	2.85%	71.78%	292
GENERALI	6 060	2.58%	74.36%	263
STMICROELECTRONICS	4 483	1.91%	76.26%	195
EUR/USD	3 203	1.36%	77.62%	139

MOST TRADED UNDERLYING ASSETS
IN TERMS OF TURNOVER

UNDERLYING ASSET	TURNOVER			DAILY AVERAGE
	TOTAL		% CUM	
	eur m	% TOT		
ENI	862.62	34.04%	34.04%	37.51
S&P/MIB	522.14	20.61%	54.65%	22.70
DOW JONES EURO STOXX 50	245.22	9.68%	64.33%	10.66
GENERALI	200.43	7.91%	72.24%	8.71
ENEL	124.93	4.93%	77.17%	5.43
INTESA SANPAOLO	90.51	3.57%	80.74%	3.94
EUR EURIBOR3M TRMMI	90.36	3.57%	84.31%	3.93
FIAT	80.00	3.16%	87.47%	3.48
UNICREDIT	70.55	2.78%	90.25%	3.07
DAX	69.48	2.74%	92.99%	3.02

MOST TRADED INSTRUMENTS

PLAIN VANILLA COVERED WARRANTS - JULY 2008

ISIN	ISSUER	UNDERLYING	MKTG NAME	TURNOV. eur m
DE000DB3E0Y9	DEUTSCHE BANK AG	DOW JONES EPLAIN VANILLA		188.09
FR0010584763	SOCIETE GENERALE	S&P/MIB PLAIN VANILLA		93.35
IT0004383342	UNICREDIT	S&P/MIB PLAIN VANILLA		74.18
FR0010584755	SOCIETE GENERALE	S&P/MIB PLAIN VANILLA		57.95
IT0004337678	BANCA IMI	S&P/MIB PLAIN VANILLA		39.25

LEVERAGE CERTIFICATES - JULY 2008

ISIN	ISSUER	UNDERLYING	MKTG NAME	TURNOV. eur m
NL0006261497	ABN AMRO BANK	DOW JONES EMINI FUTURES		16.16
NL0000691954	ABN AMRO BANK	FUTURE SU BIMINI FUTURES		13.75
NL0006324998	ABN AMRO BANK	DAX MINI FUTURES		12.75
NL0006253130	ABN AMRO BANK	S&P/MIB MINI FUTURES		8.20
NL0006253189	ABN AMRO BANK	DAX MINI FUTURES		8.08

STRUCTURED/EXOTIC COVERED WARRANTS - JULY 2008

ISIN	ISSUER	UNDERLYING	MKTG NAME	TURNOV. eur m
IT0004245251	BANCA ALETTI	DOW JONES ECW VALORE NOMINALE P		0.07
IT0003921258	BANCA ANTONVENETA	EURIBOR 3M EURIBOR CAP		0.06
IT0003957427	BANCA ANTONVENETA	EURIBOR 3M EURIBOR CAP		0.05
IT0004345861	BANCA IMI	BH BASKET SFALPHA WARRANT		0.04
IT0003805451	BANCA ANTONVENETA	EURIBOR 3M EURIBOR CAP		0.04

INVESTMENT CERTIFICATES - JULY 2008

ISIN	ISSUER	UNDERLYING	MKTG NAME	TURNOV. eur m
DE000DB6Z3Y5	DEUTSCHE BANK AG	ENI	EQUITY PROTECTION	325.66
IT0004035918	UNICREDIT	ENI	BONUS	198.72
IT0004346737	BANCA ALETTI	ENI	BORSA PROTETTA	161.82
DE000DB6Z9Y2	DEUTSCHE BANK AG	GENERALI	EQUITY PROTECTION	102.42
NL0006329989	ABN AMRO BANK	EUR EURIBOR VALUTA PLUS		90.36

News

Centrosim: programme of Covered Warrants on Shares and Indices
 Lehman Brothers: programme of Equity Protection, Twin Win Autocallable, Express & Alpha Certificates
 BNP Paribas: programmes of 100% Certificates & Bonus Express Cap Certificates

Deutsche Bank: programmes of Equity Protection, PEPP & Discount Certificates and a declaration of admissibility of different kinds of Investment Certificates under a foreign prospectus

Glossary

Plain Vanilla: plain vanilla Covered Warrants
 IC - Benchmark: linear tracking of the underlying
 IC - Bonus: minimum return guaranteed in case of moderate decline
 IC - Equity Protection: (partial/total) protection from decline
 IC - Discount: purchase of the underlying at a discounted price
 IC - Structured: combination of different options
 LC - Stop Loss: certificates with a knock-out barrier and leverage effect
 LC - Stop Loss R: Stop Loss with daily update of the strike
 CW SE - Exotics on Exchange Rates: CWs on interest rates and with periodic exercise
 CW SE - Rainbow: CWs on a ratio of two assets



Research & Development
 Piazza degli Affari, 6 - 20123 - Milano
 Tel +39 02 72426.478 - Fax +39 02 8646.4323
 e-mail: research@borsaitaliana.it
www.borsaitaliana.it

The diffusion of this document does not represent solicitation, by Borsa Italiana S.p.A., of public saving and is not to be considered as suggestion by Borsa Italiana S.p.A. to the suitability of the investment, if any, herein described. This document has not to be considered complete and it is meant for information and personal purposes only. Borsa Italiana S.p.A. accepts no liability, rising, without limitation to the generality of foregoing from inaccuracies and/or mistakes, for decisions and/or actions taken by any part based on this document.
 Trademarks Borsa Italiana, MTA, MTF, IDEM, STAR, TechSTAR, SeDEX, TAH, MOT, EuroMOT, Espandi, S&P/MIB, MIB30, MIBTEL MIBEX, All Stars, MEX, ITEX, BH Club, Academy, Borsam@I, MiniFIB and the logo of the Borsa Italiana Group are registered by Borsa Italiana S.p.A. Trademark BI Systems is registered by BI Systems S.p.A. Trademarks Cassa di Compensazione Garanzia and CC&G are registered by Cassa di Compensazione Garanzia S.p.A. Trademarks Monte Titoli and X-TRM are registered by Monte Titoli S.p.A. Trademarks Piazza Affari Gestione e Servizi and Palazzo Mozzanotte Congress and Training Centre are registered by Piazza Affari Gestione e Servizi S.p.A. Trademark S&P is registered by The MCGraw-Hill Companies, Inc. The above mentioned trademarks as well as the other trademarks registered by the Borsa Italiana Group can not be used without previous written consent by the company owner of the trademark.
 Pursuant to article 1497-bis of the Italian Civil Code, Borsa Italiana S.p.A. is subject to direction and coordination functions by LSEG Plc.